

**New Jersey Judiciary  
CIVIL STATISTICS  
June 2017**

## TABLE OF CONTENTS

Introduction, Abbreviations, and Glossary	i
Tables and Graphs By County	1
Tables and Graphs by Case Type	
Atlantic	3
Bergen	7
Burlington	11
Camden	15
Cape May	19
Cumberland	23
Essex	27
Gloucester	31
Hudson	35
Hunterdon	39
Mercer	43
Middlesex	47
Monmouth	51
Morris	55
Ocean	59
Passaic	63
Salem	67
Somerset	71
Sussex	75
Union	79
Warren	83
State	87

## INTRODUCTION

CIVIL STATISTICS provides court year-to-date civil-law statistics for New Jersey's twenty-one counties. Data is compiled from a monthly statistical extract of the Automated Case Management System.

The report provides 4-page summaries of filings, resolutions, clearance, backlog, and active pending by case type for counties and the state. Case type categories are based on the Case Information Statement (CIS). Some categories are consolidated as shown in the table on the next page.

## GLOSSARY

**Filings:** Filings include new, reopened, reactivated, and transferred cases

**Resolutions:** Include trials, summary judgments, settlements, default judgments dismissals, inactivations, transfers, and other summary matters

**Clearance:** Resolutions minus filings

**Backlog:** Cases over case processing goal as listed below. Cases are aged from date of complaint exclusive of inactive and closed time.

    Track 1 backlog = over 12 months

    Track 2 backlog = over 18 months

    Track 3 backlog = over 24 months

    Track 4 backlog = over 24 months

**Backlog Per 100 Monthly Filings:**  $(\text{backlog}) / (\text{average monthly filings in previous court year}) * 100$

**Active Pending:** Cases not resolved. Does not include inactive cases.

CIVIL STATISTICS is produced by the Administrative Office of the Courts' Quantitative Research Unit. Questions or comments can be directed to:

Quantitative Research Unit: PO Box 037, Trenton, NJ 08625  
(609) 815-2900 x52530

## CASE TYPE ABBREVIATIONS

### TRACK I

Action on Negotiable Instrument (Act on New Inst)  
Book Account  
Name Change  
Other Insurance Claim Including Declaratory Judgment Actions (other insurance)  
PIP Coverage  
Real Property  
Other Track 1: Forfeiture, Summary Action, UM or UIM Claim, Lemon Law, Open Public Records Act, Tenancy, Miscellaneous, No Show Jurors  
UM/UIM Coverage

### TRACK II

Auto Negligence - Personal Injury  
Auto Negligence - Property Damage  
Construction  
Contract/Commercial Transactions  
Employment other than CEPA or LAD  
Personal Injury  
Tort - Other  
UM/UIM Bodily Injury

### TRACK III

Assault and Battery  
Civil Rights  
Condemnation  
Medical Malpractice  
Product Liability  
Professional Malpractice  
Toxic Tort  
Other Track 3: Defamation, Inverse Condemnation, Whistle Blower/Conscientious, Employee Protection Act, Law Against Discrimination

### TRACK IV

Action in Lieu of Prerogative Writ (Lieu of P. Writ)  
Asbestos  
Complex Commercial

Other Multicounty Litigation (formerly "mass tort") and/or Centrally Managed Cases:

Accutane/Isotretinoin, All Derm Regen, Benicar, Bextra/Celebrex, Bextra/Celebrex/Vioxx, Bristol-Meyers Squibb Environmental, Depo-Provera, Diacetyl, Fosamax, DePuy ASR Hip, Digitek, Gadolinium Based Contrast Agents, Hormone Replacement Therapy, J & J Stent, Levaquin, Mahwah Toxic Dump, Mirena, NuvaRing, Ortho Evra, Pelvic Mesh J&J, Pelvic Mesh Bard, Plavix, Pompton Lakes Environmental Litigation, Propecia, Prudential Tort Litigation, Reglan, Risperdal/Seroquel/Zyprexa, Stryker Rejuvenate Hip Stem and the ABG II Modular Hip Stem, Stryker Implant, Talc Body Powder, Vioxx, Yaz/Yasmin/Ocella, Zelnorm, Zometa/Aredia  
Other Track 4: Complex Construction, Cullen Lit., Environmental Coverage Litigation, False Claims, Insurance Fraud, Mt. Laurel

**CIVIL CASELOAD SUMMARY BY COUNTY**  
**JULY 2016 - JULY 2017**  
**STATE**

	Filings			Resolutions			Clearance		Backlog			Backlog Percent		Backlog Per 100 Monthly Filings		Active Pending		
	Jul 2015	Jul 2016	percent change	Jul 2015	Jul 2016	percent change	Jul 2016 - Jun 2017		Jun 2016	Jun 2017	percent change	Jun 2016	Jun 2017	Jun 2016	Jun 2017	Jun 2016	Jun 2017	percent change
	to Jun 2016	to Jun 2017		number	percent													
Atlantic	3,154	<b>2,951</b>	-6%	3,654	<b>6,736</b>	84%	<b>3785</b>	<b>228%</b>	4,531	<b>846</b>	-81%	62%	<b>24%</b>	1,724	<b>344</b>	7,278	<b>3,503</b>	-52%
Bergen	10,708	<b>9,301</b>	-13%	12,492	<b>9,011</b>	-28%	<b>-290</b>	<b>97%</b>	8,366	<b>12,101</b>	45%	40%	<b>57%</b>	938	<b>1,561</b>	20,897	<b>21,270</b>	2%
Burlington	3,041	<b>3,041</b>	0%	3,124	<b>3,038</b>	-3%	<b>-3</b>	<b>100%</b>	281	<b>280</b>	0%	11%	<b>11%</b>	111	<b>110</b>	2,654	<b>2,658</b>	0%
Camden	5,200	<b>5,302</b>	2%	5,161	<b>5,267</b>	2%	<b>-35</b>	<b>99%</b>	513	<b>660</b>	29%	10%	<b>13%</b>	118	<b>149</b>	4,899	<b>4,947</b>	1%
Cape May	622	<b>569</b>	-9%	622	<b>559</b>	-10%	<b>-10</b>	<b>98%</b>	72	<b>86</b>	19%	13%	<b>15%</b>	139	<b>181</b>	545	<b>555</b>	2%
Cumberland	978	<b>951</b>	-3%	1,040	<b>948</b>	-9%	<b>-3</b>	<b>100%</b>	180	<b>174</b>	-3%	19%	<b>18%</b>	221	<b>220</b>	950	<b>957</b>	1%
Essex	10,050	<b>10,055</b>	0%	9,912	<b>9,523</b>	-4%	<b>-532</b>	<b>95%</b>	1,725	<b>1,934</b>	12%	17%	<b>18%</b>	206	<b>231</b>	10,266	<b>10,834</b>	6%
Gloucester	1,749	<b>1,703</b>	-3%	1,821	<b>1,640</b>	-10%	<b>-63</b>	<b>96%</b>	195	<b>223</b>	14%	13%	<b>14%</b>	134	<b>157</b>	1,538	<b>1,612</b>	5%
Hudson	5,728	<b>5,703</b>	0%	5,950	<b>5,683</b>	-4%	<b>-20</b>	<b>100%</b>	590	<b>677</b>	15%	11%	<b>12%</b>	124	<b>142</b>	5,616	<b>5,639</b>	0%
Hunterdon	585	<b>557</b>	-5%	615	<b>614</b>	0%	<b>57</b>	<b>110%</b>	59	<b>42</b>	-29%	13%	<b>10%</b>	121	<b>90</b>	466	<b>410</b>	-12%
Mercer	2,957	<b>2,958</b>	0%	3,146	<b>2,940</b>	-7%	<b>-18</b>	<b>99%</b>	547	<b>552</b>	1%	18%	<b>19%</b>	222	<b>224</b>	2,959	<b>2,980</b>	1%
Middlesex	8,351	<b>8,377</b>	0%	8,460	<b>9,145</b>	8%	<b>768</b>	<b>109%</b>	5,821	<b>5,008</b>	-14%	44%	<b>40%</b>	836	<b>717</b>	13,307	<b>12,543</b>	-6%
Monmouth	5,039	<b>5,043</b>	0%	5,233	<b>5,230</b>	0%	<b>187</b>	<b>104%</b>	1,183	<b>1,100</b>	-7%	22%	<b>21%</b>	282	<b>262</b>	5,451	<b>5,264</b>	-3%
Morris	3,156	<b>3,092</b>	-2%	3,298	<b>3,044</b>	-8%	<b>-48</b>	<b>98%</b>	500	<b>473</b>	-5%	17%	<b>16%</b>	190	<b>184</b>	2,910	<b>2,961</b>	2%
Ocean	3,864	<b>3,741</b>	-3%	3,977	<b>3,686</b>	-7%	<b>-55</b>	<b>99%</b>	579	<b>643</b>	11%	15%	<b>17%</b>	180	<b>206</b>	3,785	<b>3,851</b>	2%
Passaic	4,939	<b>4,547</b>	-8%	4,863	<b>4,748</b>	-2%	<b>201</b>	<b>104%</b>	416	<b>416</b>	0%	9%	<b>9%</b>	101	<b>110</b>	4,705	<b>4,502</b>	-4%
Salem	257	<b>278</b>	8%	277	<b>227</b>	-18%	<b>-51</b>	<b>82%</b>	21	<b>30</b>	43%	12%	<b>13%</b>	98	<b>129</b>	182	<b>233</b>	28%
Somerset	1,823	<b>1,703</b>	-7%	1,872	<b>1,736</b>	-7%	<b>33</b>	<b>102%</b>	150	<b>132</b>	-12%	10%	<b>9%</b>	99	<b>93</b>	1,439	<b>1,407</b>	-2%
Sussex	767	<b>655</b>	-15%	754	<b>745</b>	-1%	<b>90</b>	<b>114%</b>	118	<b>95</b>	-19%	18%	<b>16%</b>	185	<b>174</b>	670	<b>581</b>	-13%
Union	4,598	<b>4,897</b>	7%	4,851	<b>4,574</b>	-6%	<b>-323</b>	<b>93%</b>	787	<b>826</b>	5%	16%	<b>16%</b>	205	<b>202</b>	4,868	<b>5,193</b>	7%
Warren	446	<b>397</b>	-11%	454	<b>413</b>	-9%	<b>16</b>	<b>104%</b>	39	<b>44</b>	13%	10%	<b>12%</b>	105	<b>133</b>	376	<b>364</b>	-3%
<b>Total</b>	<b>78,012</b>	<b>75,821</b>	<b>-3%</b>	<b>81,576</b>	<b>79,507</b>	<b>-3%</b>	<b>3686</b>	<b>105%</b>	<b>26,673</b>	<b>26,342</b>	<b>-1%</b>	<b>28%</b>	<b>29%</b>	<b>410</b>	<b>417</b>	<b>95,761</b>	<b>92,264</b>	<b>-4%</b>

NOTE: Some Multicounty Litigation (MCL) cases were transferred in November 2014: Atlantic to Bergen = 8,935; Atlantic to Middlesex = 4,070.

**CIVIL BACKLOG SUMMARY BY CASETYPE**

**JUNE 2017**

**STATE**

	Cases in Backlog															
	Track 1					Track 2				Track 3			Track 4			Total Backlog
	12 to 18 months	18 to 24 months	24 to 36 months	over 36 months	Total Track 1	18 to 24 months	24 to 36 months	over 36 months	Total Track 2	24 to 36 months	over 36 months	Total Track 3	24 to 36 months	over 36 months	Total Track 4	
Atlantic	4	4	5	3	16	263	119	24	406	45	46	91	97	236	333	846
Bergen	4	3	1	0	8	547	138	0	685	67	11	78	4,032	7,298	11,330	12,101
Burlington	0	0	0	0	0	176	55	2	233	23	3	26	17	4	21	280
Camden	24	1	1	2	28	392	140	8	540	47	32	79	10	3	13	660
Cape May	5	2	4	0	11	30	19	5	54	9	8	17	1	3	4	86
Cumberland	8	4	3	0	15	85	32	4	121	20	15	35	3	0	3	174
Essex	60	24	17	7	108	1,009	492	97	1,598	117	59	176	28	24	52	1,934
Gloucester	16	4	3	2	25	112	39	5	156	20	13	33	2	7	9	223
Hudson	23	7	2	0	32	485	101	9	595	27	1	28	11	11	22	677
Hunterdon	0	0	0	0	0	24	6	2	32	3	1	4	4	2	6	42
Mercer	18	5	3	1	27	249	138	34	421	45	29	74	13	17	30	552
Middlesex	12	5	2	1	20	719	246	24	989	86	21	107	215	3,677	3,892	5,008
Monmouth	54	11	7	6	78	437	320	78	835	71	70	141	20	26	46	1,100
Morris	16	9	0	2	27	210	109	10	329	50	35	85	11	21	32	473
Ocean	34	7	8	1	50	336	180	12	528	44	7	51	11	3	14	643
Passaic	20	7	1	0	28	312	38	1	351	26	3	29	5	3	8	416
Salem	3	0	1	0	4	11	7	4	22	2	1	3	0	1	1	30
Somerset	0	0	0	0	0	63	36	5	104	12	6	18	6	4	10	132
Sussex	3	1	2	1	7	44	21	6	71	9	3	12	3	2	5	95
Union	37	13	5	7	62	481	197	10	688	52	11	63	8	5	13	826
Warren	0	0	1	0	1	31	4	0	35	4	3	7	1	0	1	44
<b>Total</b>	<b>341</b>	<b>107</b>	<b>66</b>	<b>33</b>	<b>547</b>	<b>6,016</b>	<b>2,437</b>	<b>340</b>	<b>8,793</b>	<b>779</b>	<b>378</b>	<b>1,157</b>	<b>4,498</b>	<b>11,347</b>	<b>15,845</b>	<b>26,342</b>

NOTE: Some Multicounty Litigation (MCL) cases were transferred in November 2014: Atlantic to Bergen = 8,935; Atlantic to Middlesex = 4,070.

**CIVIL CASELOAD SUMMARY BY CASETYPE**  
**JULY 2016 - JULY 2017**  
**ATLANTIC**

	Filings			Resolutions			Clearance		Backlog			Backlog Percent		Backlog Per 100 Monthly Filings		Active Pending		
	Jul 2015 to Jun 2016	Jul 2016 to Jun 2017	percent change	Jul 2015 to Jun 2016	Jul 2016 to Jun 2017	percent change	Jul 2016 - Jun 2017		Jun 2016	Jun 2017	percent change	Jun 2016	Jun 2017	Jun 2016	Jun 2017	Jun 2016	Jun 2017	percent change
	number	percent	number	percent														
Act on Neg Inst	8	8	0%	6	6	0%	-2	75%	0	0	0%	0%	0%	0	0	4	5	25%
Asbestos	0	0	0%	0	0	0%	0	100%	0	0	0%	0%	0%	0	0	0	0	0%
Assault & Bat	10	10	0%	11	5	-55%	-5	50%	1	5	400%	6%	23%	120	600	16	22	38%
Auto - Pers Inj	867	926	7%	817	883	8%	-43	95%	188	207	10%	17%	18%	260	268	1,075	1,122	4%
Auto - Property	16	16	0%	21	13	-38%	-3	81%	1	3	200%	9%	21%	75	225	11	14	27%
Book Account	395	377	-5%	405	406	0%	29	108%	12	2	-83%	6%	1%	36	6	216	184	-15%
Civil Rights	25	16	-36%	20	18	-10%	2	113%	4	7	75%	13%	24%	192	525	30	29	-3%
Complex Comme	5	5	0%	6	3	-50%	-2	60%	3	2	-33%	50%	22%	720	480	6	9	50%
Condemnation	20	2	-90%	12	12	0%	10	600%	4	0	-100%	21%	0%	240	0	19	9	-53%
Construction	21	33	57%	19	33	74%	0	100%	12	6	-50%	36%	19%	686	218	33	32	-3%
Contract/Comme	275	283	3%	353	268	-24%	-15	95%	22	19	-14%	12%	9%	96	81	188	213	13%
Employment	10	4	-60%	12	9	-25%	5	225%	0	1		0%	25%	0	300	9	4	-56%
Lieu of P. Writ	22	21	-5%	32	21	-34%	0	100%	0	1		0%	7%	0	57	13	15	15%
Medical Malprac	43	30	-30%	40	36	-10%	6	120%	21	22	5%	27%	30%	586	880	78	73	-6%
Name Change	92	98	7%	89	102	15%	4	104%	0	0	0%	0%	0%	0	0	14	13	-7%
Other Insurance	42	31	-26%	52	42	-19%	11	135%	17	6	-65%	49%	24%	486	232	35	25	-29%
Other MCL	169	95	-44%	642	3,804	493%	3709	4004%	4,013	316	-92%	94%	59%	28,495	3,992	4,255	540	-87%
Other Track 1	203	226	11%	202	226	12%	0	100%	14	7	-50%	13%	8%	83	37	107	92	-14%
Other Track 3	90	90	0%	88	96	9%	6	107%	22	14	-36%	18%	12%	293	187	120	116	-3%
Other Track 4	21	10	-52%	9	11	22%	1	110%	9	13	44%	27%	39%	514	1,560	33	33	0%
Personal Injury	576	475	-18%	551	516	-6%	41	109%	115	136	18%	16%	21%	240	344	698	659	-6%
Prod Liability	29	12	-59%	61	42	-31%	30	350%	42	35	-17%	52%	67%	1,738	3,500	81	52	-36%
Prof Malpractic	21	21	0%	26	30	15%	9	143%	8	8	0%	19%	22%	457	457	43	37	-14%
PIP Coverage	10	12	20%	9	13	44%	1	108%	1	0	-100%	17%	0%	120	0	6	4	-33%
Real Property	14	14	0%	26	11	-58%	-3	79%	0	1		0%	11%	0	86	7	9	29%
Tort Other	74	62	-16%	55	66	20%	4	106%	11	12	9%	14%	16%	178	232	79	75	-5%
Toxic Tort	2	1	-50%	3	0	-100%	-1	0%	0	0	0%	0%	0%	0	0	2	2	0%
UM/UIIM Bod Inj	94	73	-22%	87	64	-26%	-9	88%	11	23	109%	11%	20%	140	378	100	115	15%
<b>Total</b>	<b>3,154</b>	<b>2,951</b>	<b>-6%</b>	<b>3,654</b>	<b>6,736</b>	<b>84%</b>	<b>3785</b>	<b>228%</b>	<b>4,531</b>	<b>846</b>	<b>-81%</b>	<b>62%</b>	<b>24%</b>	<b>1,724</b>	<b>344</b>	<b>7,278</b>	<b>3,503</b>	<b>-52%</b>

NOTE: Some Multicounty Litigation (MCL) cases were transferred in November 2014: Atlantic to Bergen = 8,935; Atlantic to Middlesex = 4,070.

**CIVIL BACKLOG SUMMARY BY CASETYPE**

**JUNE 2017**

**ATLANTIC**

	Cases in Backlog															
	Track 1					Track 2				Track 3			Track 4			Total Backlog
	12 to 18 months	18 to 24 months	24 to 36 months	over 36 months	Total Track 1	18 to 24 months	24 to 36 months	over 36 months	Total Track 2	24 to 36 months	over 36 months	Total Track 3	24 to 36 months	over 36 months	Total Track 4	
Act on Neg Inst	0	0	0	0	0	0	0	0	0	0	0	0	0	0	0	0
Asbestos	0	0	0	0	0	0	0	0	0	0	0	0	0	0	0	0
Assault & Bat	0	0	0	0	0	0	0	0	0	5	0	5	0	0	0	0
Auto - Pers Inj	0	0	0	0	0	137	61	9	207	0	0	0	0	0	0	0
Auto - Property	0	0	0	0	0	2	1	0	3	0	0	0	0	0	0	0
Book Account	1	0	1	0	2	0	0	0	0	0	0	0	0	0	0	0
Civil Rights	0	0	0	0	0	0	0	0	0	5	2	7	0	0	0	0
Complex Comme	0	0	0	0	0	0	0	0	0	0	0	0	0	2	2	2
Condemnation	0	0	0	0	0	0	0	0	0	0	0	0	0	0	0	0
Construction	0	0	0	0	0	3	1	1	5	0	0	0	0	1	1	6
Contract/Comme	0	0	0	0	0	14	4	1	19	0	0	0	0	0	0	19
Employment	0	0	0	0	0	0	1	0	1	0	0	0	0	0	0	1
Lieu of P. Writ	0	0	0	0	0	0	0	0	0	0	0	0	0	1	1	1
Medical Malprac	0	0	0	0	0	0	0	0	0	14	8	22	0	0	0	22
Name Change	0	0	0	0	0	0	0	0	0	0	0	0	0	0	0	0
Other Insurance	1	2	1	2	6	0	0	0	0	0	0	0	0	0	0	6
Other MCL	0	0	0	0	0	0	0	0	0	0	0	0	91	225	316	316
Other Track 1	2	1	3	1	7	0	0	0	0	0	0	0	0	0	0	7
Other Track 3	0	0	0	0	0	0	0	0	0	6	8	14	0	0	0	14
Other Track 4	0	0	0	0	0	0	0	0	0	0	0	0	6	7	13	13
Personal Injury	0	0	0	0	0	87	38	11	136	0	0	0	0	0	0	136
Prod Liability	0	0	0	0	0	0	0	0	0	10	25	35	0	0	0	35
Prof Malpractic	0	0	0	0	0	0	0	0	0	5	3	8	0	0	0	8
PIP Coverage	0	0	0	0	0	0	0	0	0	0	0	0	0	0	0	0
Real Property	0	1	0	0	1	0	0	0	0	0	0	0	0	0	0	1
Tort Other	0	0	0	0	0	5	5	2	12	0	0	0	0	0	0	12
Toxic Tort	0	0	0	0	0	0	0	0	0	0	0	0	0	0	0	0
UM/UIIM Bod Inj	0	0	0	0	0	15	8	0	23	0	0	0	0	0	0	23
<b>Total</b>	<b>4</b>	<b>4</b>	<b>5</b>	<b>3</b>	<b>16</b>	<b>263</b>	<b>119</b>	<b>24</b>	<b>406</b>	<b>45</b>	<b>46</b>	<b>91</b>	<b>97</b>	<b>236</b>	<b>333</b>	<b>846</b>

NOTE: Some Multicounty Litigation (MCL) cases were transferred in November 2014: Atlantic to Bergen = 8,935; Atlantic to Middlesex = 4,070.

**CIVIL RESOLUTION SUMMARY BY CASETYPE**  
**JULY 2016 - JUNE 2017**  
**ATLANTIC**

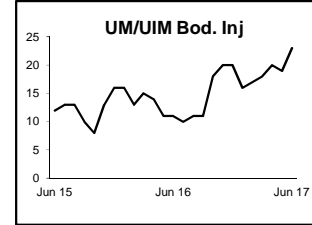
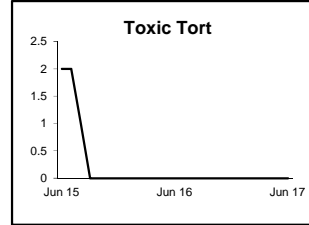
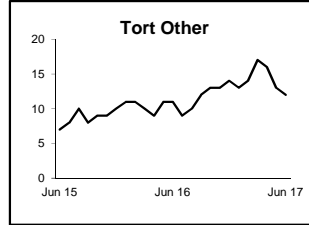
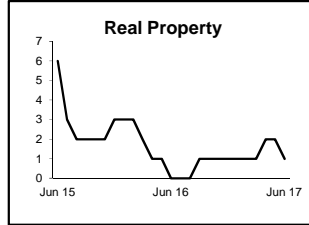
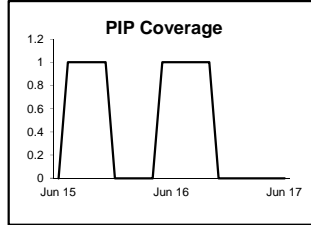
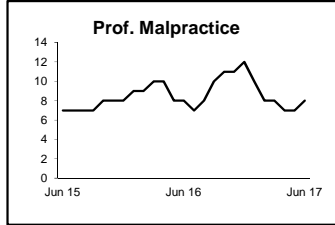
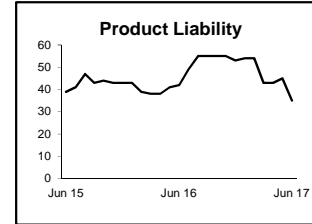
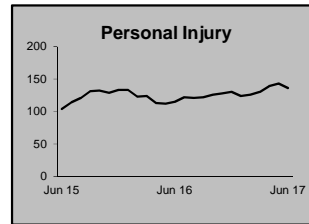
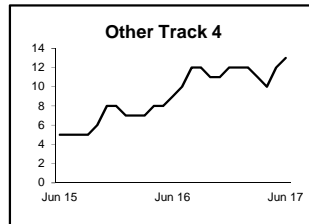
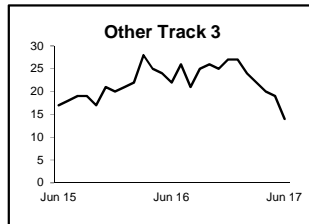
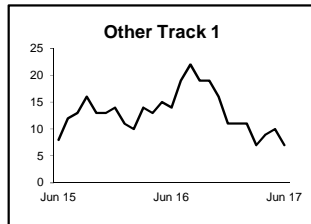
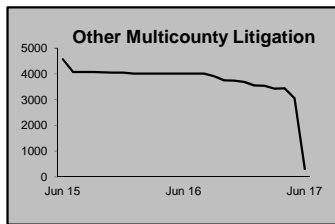
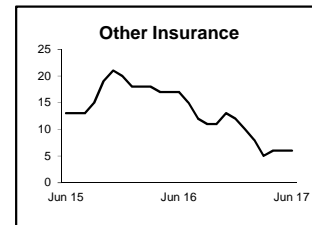
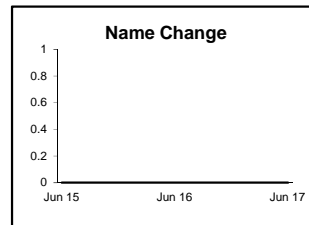
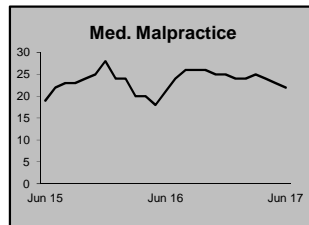
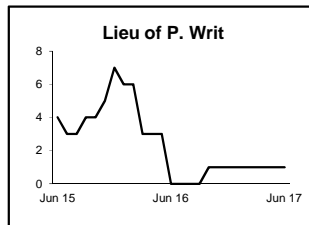
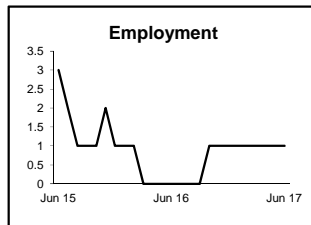
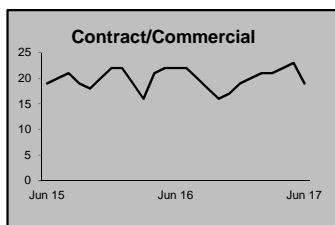
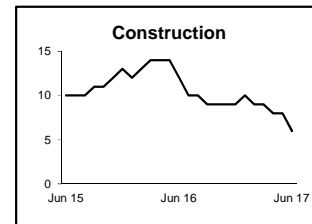
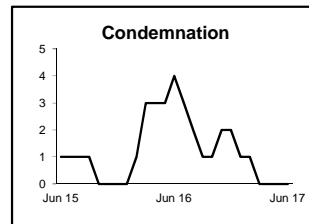
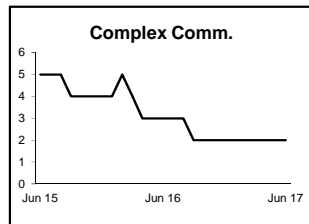
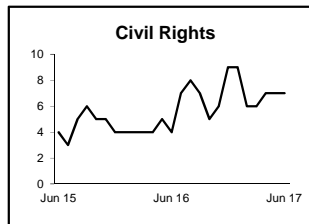
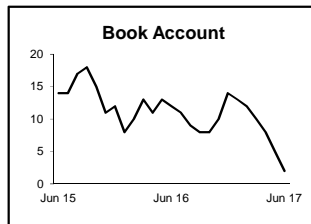
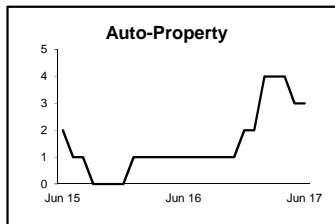
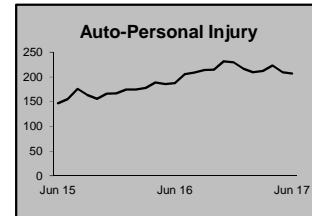
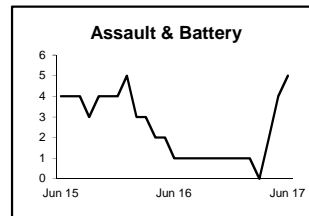
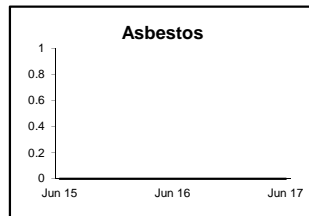
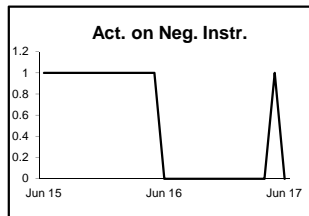
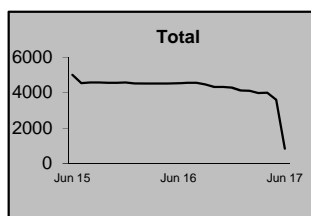
	Trial			Summary					Total	Percent resolved by						Monthly Resolutions
	Jury	Nonjury	Total	Judgment	Settlement	Default Judgment	Dismiss	Other		Trial	Sum Jud	Settle	Default J	Dismiss	Other	
Act on Neg Inst	0	0	0	0	1	3	1	1	6	0%	0%	17%	50%	17%	17%	
Asbestos	0	0	0	0	0	0	0	0	0	0%	0%	0%	0%	0%	0%	
Assault & Bat	1	0	1	0	0	0	3	1	5	20%	0%	0%	0%	60%	20%	
Auto - Pers Inj	43	0	43	3	526	1	280	30	883	5%	0%	60%	0%	32%	3%	
Auto - Property	1	0	1	0	6	1	5	0	13	8%	0%	46%	8%	38%	0%	
Book Account	0	0	0	19	77	205	102	3	406	0%	5%	19%	50%	25%	1%	
Civil Rights	2	0	2	0	5	0	8	3	18	11%	0%	28%	0%	44%	17%	
Complex Commer	0	0	0	0	1	0	2	0	3	0%	0%	33%	0%	67%	0%	
Condemnation	0	1	1	0	5	0	5	1	12	8%	0%	42%	0%	42%	8%	
Construction	1	2	3	0	14	2	14	0	33	9%	0%	42%	6%	42%	0%	
Contract/Commer	0	2	2	8	87	55	103	13	268	1%	3%	32%	21%	38%	5%	
Employment	0	0	0	0	6	0	2	1	9	0%	0%	67%	0%	22%	11%	
Lieu of P. Writ	0	0	0	0	9	0	7	5	21	0%	0%	43%	0%	33%	24%	
Medical Malprac	6	1	7	0	17	0	11	1	36	19%	0%	47%	0%	31%	3%	
Name Change	0	0	0	0	0	0	7	95	102	0%	0%	0%	0%	7%	93%	
Other Insurance	1	1	2	2	21	5	9	3	42	5%	5%	50%	12%	21%	7%	
Other MCL	0	0	0	160	134	0	3,510	0	3,804	0%	4%	4%	0%	92%	0%	
Other Track 1	0	0	0	2	74	10	56	84	226	0%	1%	33%	4%	25%	37%	
Other Track 3	1	0	1	3	48	0	37	7	96	1%	3%	50%	0%	39%	7%	
Other Track 4	0	0	0	1	4	2	3	1	11	0%	9%	36%	18%	27%	9%	
Personal Injury	9	0	9	5	300	10	167	25	516	2%	1%	58%	2%	32%	5%	
Prod Liability	0	0	0	0	19	0	22	1	42	0%	0%	45%	0%	52%	2%	
Prof Malpractic	1	0	1	1	14	0	13	1	30	3%	3%	47%	0%	43%	3%	
PIP Coverage	0	0	0	1	6	2	4	0	13	0%	8%	46%	15%	31%	0%	
Real Property	0	0	0	2	3	0	5	1	11	0%	18%	27%	0%	45%	9%	
Tort Other	0	0	0	4	23	5	33	1	66	0%	6%	35%	8%	50%	2%	
Toxic Tort	0	0	0	0	0	0	0	0	0	0%	0%	0%	0%	0%	0%	
UM/UIM Bod Inj	4	0	4	1	39	0	18	2	64	6%	2%	61%	0%	28%	3%	
<b>Total</b>	<b>70</b>	<b>7</b>	<b>77</b>	<b>212</b>	<b>1,439</b>	<b>301</b>	<b>4,427</b>	<b>280</b>	<b>6,736</b>	<b>1%</b>	<b>3%</b>	<b>21%</b>	<b>4%</b>	<b>66%</b>	<b>4%</b>	

NOTE: Some Multicounty Litigation (MCL) cases were transferred in November 2014: Atlantic to Bergen = 8,935; Atlantic to Middlesex = 4,070.



## CIVIL BACKLOG BY CASETYPE JUNE 2017 ATLANTIC

	Total Backlog	% chg
Jun 15	5,017	
Jun 16	4,531	-10%
Jun 17	846	-81%



1) Casetypes with the state's largest backlogs are highlighted.

2) Some Multicounty Litigation (MCL) cases were transferred in November 2014: Atlantic to Bergen = 8,935; Atlantic to Middlesex = 4,070.

**CIVIL CASELOAD SUMMARY BY CASETYPE**  
**JULY 2016 - JULY 2017**  
**BERGEN**

	Filings			Resolutions			Clearance		Backlog			Backlog Percent		Backlog Per 100 Monthly Filings		Active Pending		
	Jul 2015 to Jun 2016	Jul 2016 to Jun 2017	percent change	Jul 2015 to Jun 2016	Jul 2016 to Jun 2017	percent change	Jul 2016 - Jun 2017		Jun 2016	Jun 2017	percent change	Jun 2016	Jun 2017	Jun 2016	Jun 2017	Jun 2016	Jun 2017	percent change
	number	percent																
Act on Neg Inst	64	<b>54</b>	-16%	64	<b>52</b>	-19%	<b>-2</b>	<b>96%</b>	0	<b>0</b>	0%	0%	<b>0%</b>	0	<b>0</b>	30	<b>30</b>	0%
Asbestos	0	<b>0</b>	0%	0	<b>0</b>	0%	<b>0</b>	<b>100%</b>	0	<b>0</b>	0%	0%	<b>0%</b>	0	<b>0</b>	0	<b>0</b>	0%
Assault & Bat	21	<b>20</b>	-5%	36	<b>24</b>	-33%	<b>4</b>	<b>120%</b>	5	<b>2</b>	-60%	16%	<b>4%</b>	286	<b>120</b>	31	<b>48</b>	55%
Auto - Pers Inj	2,720	<b>2,808</b>	3%	2,814	<b>2,690</b>	-4%	<b>-118</b>	<b>96%</b>	414	<b>371</b>	-10%	13%	<b>11%</b>	183	<b>159</b>	3,116	<b>3,247</b>	4%
Auto - Property	388	<b>399</b>	3%	406	<b>338</b>	-17%	<b>-61</b>	<b>85%</b>	4	<b>5</b>	25%	2%	<b>2%</b>	12	<b>15</b>	190	<b>249</b>	31%
Book Account	1,089	<b>1,241</b>	14%	1,184	<b>1,067</b>	-10%	<b>-174</b>	<b>86%</b>	0	<b>4</b>		0%	<b>1%</b>	0	<b>4</b>	467	<b>617</b>	32%
Civil Rights	26	<b>20</b>	-23%	26	<b>35</b>	35%	<b>15</b>	<b>175%</b>	5	<b>0</b>	-100%	17%	<b>0%</b>	231	<b>0</b>	30	<b>23</b>	-23%
Complex Comme	32	<b>43</b>	34%	42	<b>35</b>	-17%	<b>-8</b>	<b>81%</b>	10	<b>13</b>	30%	25%	<b>20%</b>	375	<b>363</b>	40	<b>66</b>	65%
Condemnation	1	<b>0</b>	-100%	2	<b>0</b>	-100%	<b>0</b>	<b>100%</b>	0	<b>0</b>	0%	0%	<b>0%</b>	0	<b>0</b>	0	<b>0</b>	0%
Construction	65	<b>59</b>	-9%	66	<b>56</b>	-15%	<b>-3</b>	<b>95%</b>	6	<b>7</b>	17%	11%	<b>13%</b>	111	<b>142</b>	53	<b>56</b>	6%
Contract/Comme	1,162	<b>1,148</b>	-1%	1,304	<b>1,187</b>	-9%	<b>39</b>	<b>103%</b>	44	<b>27</b>	-39%	6%	<b>3%</b>	45	<b>28</b>	775	<b>784</b>	1%
Employment	35	<b>31</b>	-11%	34	<b>30</b>	-12%	<b>-1</b>	<b>97%</b>	0	<b>1</b>		0%	<b>3%</b>	0	<b>39</b>	28	<b>29</b>	4%
Lieu of P. Writ	65	<b>54</b>	-17%	48	<b>58</b>	21%	<b>4</b>	<b>107%</b>	2	<b>0</b>	-100%	4%	<b>0%</b>	37	<b>0</b>	48	<b>46</b>	-4%
Medical Malprac	111	<b>103</b>	-7%	139	<b>109</b>	-22%	<b>6</b>	<b>106%</b>	38	<b>46</b>	21%	20%	<b>25%</b>	411	<b>536</b>	190	<b>186</b>	-2%
Name Change	345	<b>328</b>	-5%	343	<b>331</b>	-3%	<b>3</b>	<b>101%</b>	0	<b>0</b>	0%	0%	<b>0%</b>	0	<b>0</b>	2	<b>0</b>	-100%
Other Insurance	103	<b>123</b>	19%	97	<b>102</b>	5%	<b>-21</b>	<b>83%</b>	1	<b>1</b>	0%	2%	<b>2%</b>	12	<b>10</b>	54	<b>63</b>	17%
Other MCL	1,900	<b>603</b>	-68%	3,434	<b>458</b>	-87%	<b>-145</b>	<b>76%</b>	7,513	<b>11,292</b>	50%	57%	<b>84%</b>	4,745	<b>22,472</b>	13,137	<b>13,416</b>	2%
Other Track 1	442	<b>458</b>	4%	390	<b>437</b>	12%	<b>-21</b>	<b>95%</b>	3	<b>1</b>	-67%	2%	<b>1%</b>	8	<b>3</b>	191	<b>183</b>	-4%
Other Track 3	132	<b>152</b>	15%	171	<b>165</b>	-4%	<b>13</b>	<b>109%</b>	9	<b>8</b>	-11%	5%	<b>5%</b>	82	<b>63</b>	168	<b>166</b>	-1%
Other Track 4	80	<b>21</b>	-74%	41	<b>55</b>	34%	<b>34</b>	<b>262%</b>	14	<b>25</b>	79%	12%	<b>27%</b>	210	<b>1,429</b>	115	<b>93</b>	-19%
Personal Injury	1,217	<b>1,011</b>	-17%	1,198	<b>1,139</b>	-5%	<b>128</b>	<b>113%</b>	214	<b>237</b>	11%	14%	<b>17%</b>	211	<b>281</b>	1,506	<b>1,366</b>	-9%
Prod Liability	122	<b>89</b>	-27%	79	<b>52</b>	-34%	<b>-37</b>	<b>58%</b>	25	<b>6</b>	-76%	14%	<b>6%</b>	246	<b>81</b>	176	<b>94</b>	-47%
Prof Malpractic	79	<b>52</b>	-34%	85	<b>89</b>	5%	<b>37</b>	<b>171%</b>	24	<b>16</b>	-33%	21%	<b>14%</b>	365	<b>369</b>	117	<b>111</b>	-5%
PIP Coverage	35	<b>35</b>	0%	29	<b>34</b>	17%	<b>-1</b>	<b>97%</b>	0	<b>1</b>		0%	<b>8%</b>	0	<b>34</b>	14	<b>12</b>	-14%
Real Property	62	<b>48</b>	-23%	55	<b>57</b>	4%	<b>9</b>	<b>119%</b>	1	<b>0</b>	-100%	3%	<b>0%</b>	19	<b>0</b>	30	<b>16</b>	-47%
Tort Other	239	<b>231</b>	-3%	262	<b>245</b>	-6%	<b>14</b>	<b>106%</b>	17	<b>10</b>	-41%	8%	<b>6%</b>	85	<b>52</b>	203	<b>171</b>	-16%
Toxic Tort	2	<b>2</b>	0%	2	<b>3</b>	50%	<b>1</b>	<b>150%</b>	1	<b>0</b>	-100%	20%	<b>0%</b>	600	<b>0</b>	5	<b>4</b>	-20%
UM/UIIM Bod Inj	171	<b>168</b>	-2%	141	<b>163</b>	16%	<b>-5</b>	<b>97%</b>	16	<b>28</b>	75%	9%	<b>14%</b>	112	<b>200</b>	181	<b>194</b>	7%
<b>Total</b>	<b>10,708</b>	<b>9,301</b>	<b>-13%</b>	<b>12,492</b>	<b>9,011</b>	<b>-28%</b>	<b>-290</b>	<b>97%</b>	<b>8,366</b>	<b>12,101</b>	<b>45%</b>	<b>40%</b>	<b>57%</b>	<b>938</b>	<b>1,561</b>	<b>20,897</b>	<b>21,270</b>	<b>2%</b>

NOTE: Some Multicounty Litigation (MCL) cases were transferred in November 2014: Atlantic to Bergen = 8,935; Atlantic to Middlesex = 4,070.

**CIVIL BACKLOG SUMMARY BY CASETYPE**

**JUNE 2017**

**BERGEN**

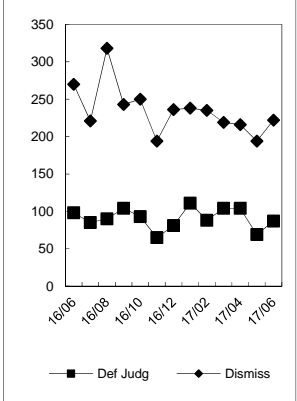
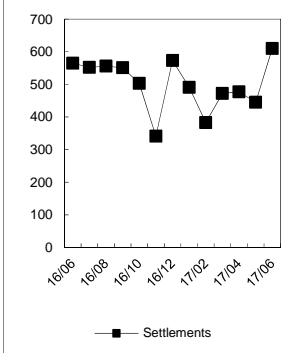
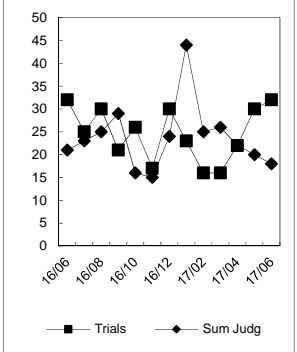
	Cases in Backlog															
	Track 1					Track 2				Track 3			Track 4			Total Backlog
	12 to 18 months	18 to 24 months	24 to 36 months	over 36 months	Total Track 1	18 to 24 months	24 to 36 months	over 36 months	Total Track 2	24 to 36 months	over 36 months	Total Track 3	24 to 36 months	over 36 months	Total Track 4	
Act on Neg Inst	0	0	0	0	0	0	0	0	0	0	0	0	0	0	0	0
Asbestos	0	0	0	0	0	0	0	0	0	0	0	0	0	0	0	0
Assault & Bat	0	0	0	0	0	0	0	0	0	1	1	2	0	0	0	2
Auto - Pers Inj	0	0	0	0	0	308	63	0	371	0	0	0	0	0	0	371
Auto - Property	0	0	0	0	0	5	0	0	5	0	0	0	0	0	0	5
Book Account	2	1	1	0	4	0	0	0	0	0	0	0	0	0	0	4
Civil Rights	0	0	0	0	0	0	0	0	0	0	0	0	0	0	0	0
Complex Comme	0	0	0	0	0	0	0	0	0	0	0	0	8	5	13	13
Condemnation	0	0	0	0	0	0	0	0	0	0	0	0	0	0	0	0
Construction	1	0	0	0	1	5	1	0	6	0	0	0	0	0	0	7
Contract/Comme	0	0	0	0	0	21	6	0	27	0	0	0	0	0	0	27
Employment	0	0	0	0	0	0	1	0	1	0	0	0	0	0	0	1
Lieu of P. Writ	0	0	0	0	0	0	0	0	0	0	0	0	0	0	0	0
Medical Malprac	0	0	0	0	0	0	0	0	0	38	8	46	0	0	0	46
Name Change	0	0	0	0	0	0	0	0	0	0	0	0	0	0	0	0
Other Insurance	0	1	0	0	1	0	0	0	0	0	0	0	0	0	0	1
Other MCL	0	0	0	0	0	0	0	0	0	0	0	0	4,004	7,288	11,292	11,292
Other Track 1	1	0	0	0	1	0	0	0	0	0	0	0	0	0	0	1
Other Track 3	0	0	0	0	0	0	0	0	0	8	0	8	0	0	0	8
Other Track 4	0	0	0	0	0	0	0	0	0	0	0	0	20	5	25	25
Personal Injury	0	0	0	0	0	175	62	0	237	0	0	0	0	0	0	237
Prod Liability	0	0	0	0	0	0	0	0	0	6	0	6	0	0	0	6
Prof Malpractic	0	0	0	0	0	0	0	0	0	14	2	16	0	0	0	16
PIP Coverage	0	1	0	0	1	0	0	0	0	0	0	0	0	0	0	1
Real Property	0	0	0	0	0	0	0	0	0	0	0	0	0	0	0	0
Tort Other	0	0	0	0	0	7	3	0	10	0	0	0	0	0	0	10
Toxic Tort	0	0	0	0	0	0	0	0	0	0	0	0	0	0	0	0
UM/UIM Bod Inj	0	0	0	0	0	26	2	0	28	0	0	0	0	0	0	28
<b>Total</b>	<b>4</b>	<b>3</b>	<b>1</b>	<b>0</b>	<b>8</b>	<b>547</b>	<b>138</b>	<b>0</b>	<b>685</b>	<b>67</b>	<b>11</b>	<b>78</b>	<b>4,032</b>	<b>7,298</b>	<b>11,330</b>	<b>12,101</b>

NOTE: Some Multicounty Litigation (MCL) cases were transferred in November 2014: Atlantic to Bergen = 8,935; Atlantic to Middlesex = 4,070.

**CIVIL RESOLUTION SUMMARY BY CASETYPE**  
**JULY 2016 - JUNE 2017**  
**BERGEN**

	Trial			Summary					Total	Percent resolved by					
	Jury	Nonjury	Total	Judgment	Settlement	Default Judgment	Dismiss	Other		Trial	Sum Jud	Settle	Default J	Dismiss	Other
Act on Neg Inst	0	1	1	3	13	11	24	0	52	2%	6%	25%	21%	46%	0%
Asbestos	0	0	0	0	0	0	0	0	0	0%	0%	0%	0%	0%	0%
Assault & Bat	0	1	1	0	15	0	8	0	24	4%	0%	63%	0%	33%	0%
Auto - Pers Inj	58	14	72	19	1,808	33	691	67	2,690	3%	1%	67%	1%	26%	2%
Auto - Property	0	1	1	1	87	165	73	11	338	0%	0%	26%	49%	22%	3%
Book Account	1	5	6	18	322	154	561	6	1,067	1%	2%	30%	14%	53%	1%
Civil Rights	0	0	0	3	17	0	9	6	35	0%	9%	49%	0%	26%	17%
Complex Commer	0	0	0	1	18	0	9	7	35	0%	3%	51%	0%	26%	20%
Condemnation	0	0	0	0	0	0	0	0	0	0%	0%	0%	0%	0%	0%
Construction	1	2	3	1	28	1	22	1	56	5%	2%	50%	2%	39%	2%
Contract/Commer	5	17	22	36	441	89	550	49	1,187	2%	3%	37%	7%	46%	4%
Employment	0	1	1	2	17	0	8	2	30	3%	7%	57%	0%	27%	7%
Lieu of P. Writ	0	7	7	1	16	0	32	2	58	12%	2%	28%	0%	55%	3%
Medical Malprac	7	2	9	4	65	0	31	0	109	8%	4%	60%	0%	28%	0%
Name Change	0	0	0	0	0	0	275	56	331	0%	0%	0%	0%	83%	17%
Other Insurance	0	0	0	2	48	3	36	13	102	0%	2%	47%	3%	35%	13%
Other MCL	0	0	0	0	230	0	228	0	458	0%	0%	50%	0%	50%	0%
Other Track 1	0	2	2	5	169	23	233	5	437	0%	1%	39%	5%	53%	1%
Other Track 3	2	1	3	9	95	0	44	14	165	2%	5%	58%	0%	27%	8%
Other Track 4	0	1	1	2	30	1	21	0	55	2%	4%	55%	2%	38%	0%
Personal Injury	11	2	13	36	831	3	220	36	1,139	1%	3%	73%	0%	19%	3%
Prod Liability	0	0	0	2	36	1	6	7	52	0%	4%	69%	2%	12%	13%
Prof Malpractic	2	2	4	2	61	0	19	3	89	4%	2%	69%	0%	21%	3%
PIP Coverage	0	0	0	1	17	3	13	0	34	0%	3%	50%	9%	38%	0%
Real Property	1	0	1	0	26	4	23	3	57	2%	0%	46%	7%	40%	5%
Tort Other	3	3	6	5	120	2	98	14	245	2%	2%	49%	1%	40%	6%
Toxic Tort	0	0	0	0	3	0	0	0	3	0%	0%	100%	0%	0%	0%
UM/UIB Bod Inj	2	0	2	4	103	18	30	6	163	1%	2%	63%	11%	18%	4%
<b>Total</b>	<b>93</b>	<b>62</b>	<b>155</b>	<b>157</b>	<b>4,616</b>	<b>511</b>	<b>3,264</b>	<b>308</b>	<b>9,011</b>	<b>2%</b>	<b>2%</b>	<b>51%</b>	<b>6%</b>	<b>36%</b>	<b>3%</b>

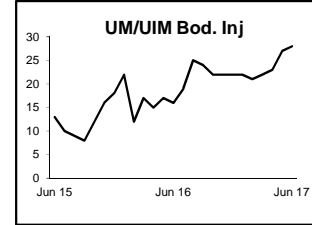
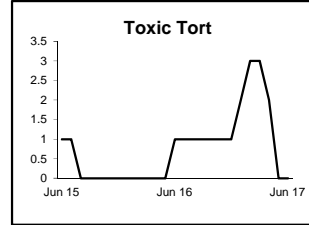
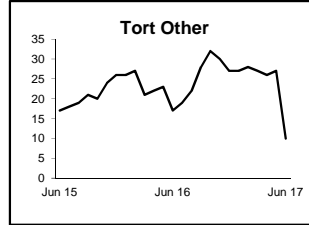
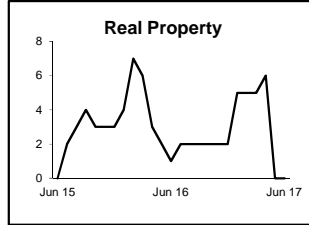
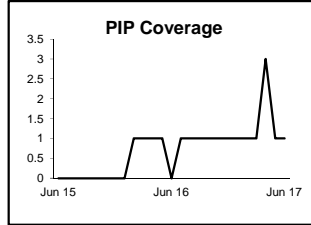
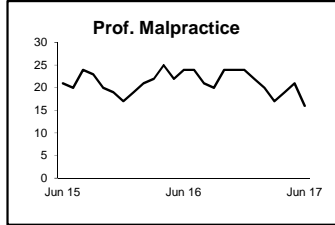
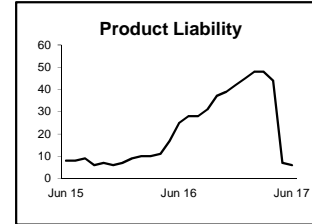
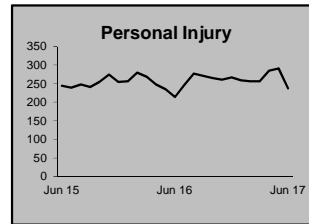
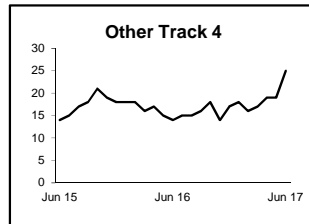
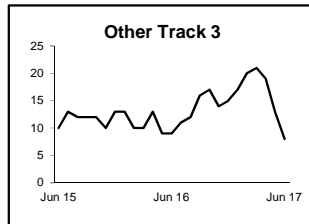
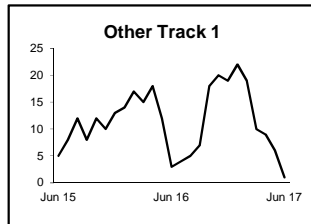
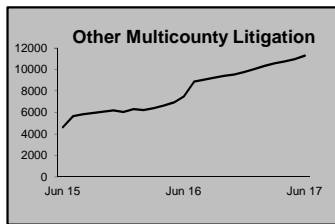
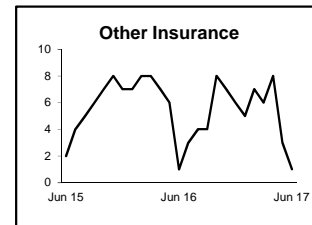
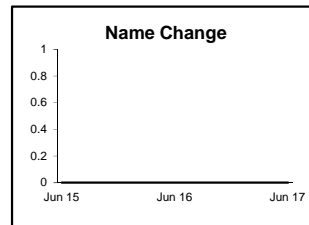
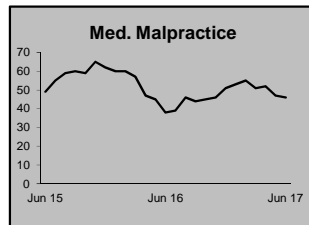
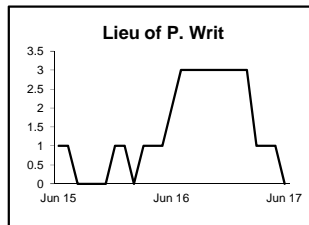
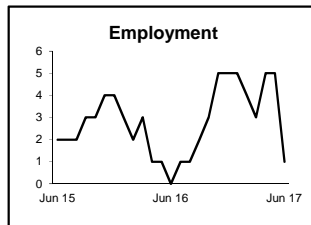
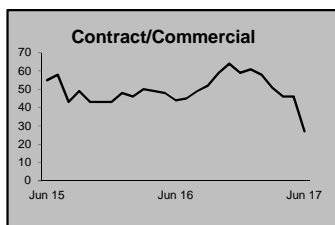
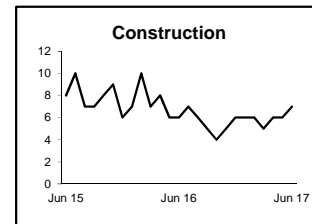
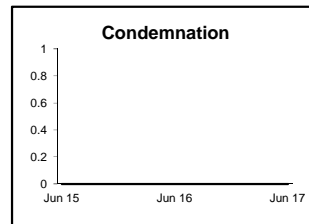
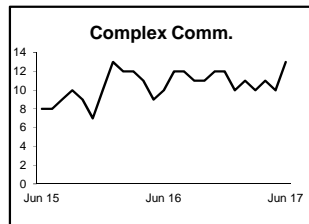
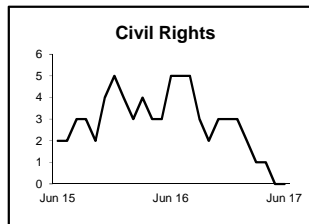
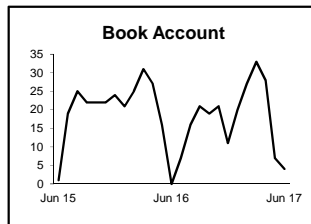
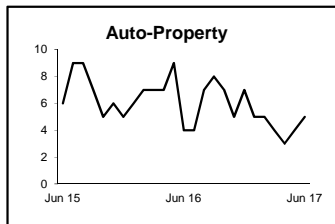
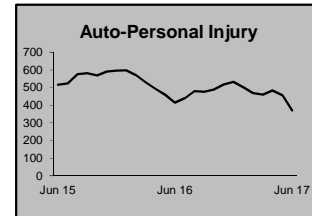
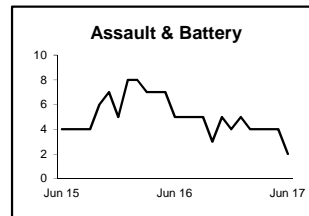
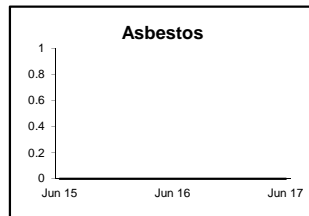
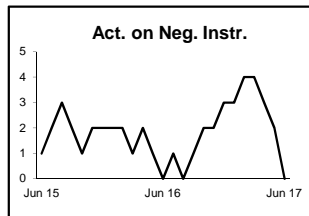
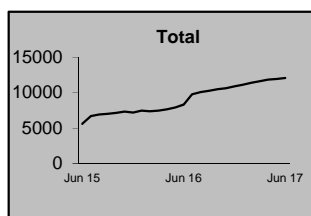
Monthly Resolutions



NOTE: Some Multicounty Litigation (MCL) cases were transferred in November 2014: Atlantic to Bergen = 8,935; Atlantic to Middlesex = 4,070.

**CIVIL BACKLOG BY CASETYPE  
JUNE 2017  
BERGEN**

	<b>Total</b>	<b>Backlog</b>	<b>% chg</b>
Jun 15		5,620	
Jun 16		8,366	49%
Jun 17		12,101	45%



1) Casetypes with the state's largest backlogs are highlighted.

2) Some Multicounty Litigation (MCL) cases were transferred in November 2014: Atlantic to Bergen = 8,935; Atlantic to Middlesex = 4,070.

**CIVIL CASELOAD SUMMARY BY CASETYPE**  
**JULY 2016 - JULY 2017**  
**BURLINGTON**

	Filings			Resolutions			Clearance		Backlog			Backlog Percent		Backlog Per 100 Monthly Filings		Active Pending		
	Jul 2015 to Jun 2016	Jul 2016 to Jun 2017	percent change	Jul 2015 to Jun 2016	Jul 2016 to Jun 2017	percent change	Jul 2016 - Jun 2017		Jun 2016	Jun 2017	percent change	Jun 2016	Jun 2017	Jun 2016	Jun 2017	Jun 2016	Jun 2017	percent change
	number	percent																
Act on Neg Inst	15	9	-40%	16	11	-31%	2	122%	0	0	0%	0%	0%	0	0	6	4	-33%
Asbestos	0	0	0%	0	0	0%	0	100%	0	0	0%	0%	0%	0	0	0	0	0%
Assault & Bat	7	2	-71%	4	10	150%	8	500%	2	0	-100%	17%	0%	343	0	12	6	-50%
Auto - Pers Inj	708	689	-3%	719	702	-2%	13	102%	130	118	-9%	15%	14%	220	206	859	851	-1%
Auto - Property	35	21	-40%	25	33	32%	12	157%	1	0	-100%	4%	0%	34	0	28	17	-39%
Book Account	390	486	25%	441	409	-7%	-77	84%	0	0	0%	0%	0%	0	0	170	216	27%
Civil Rights	12	7	-42%	12	7	-42%	0	100%	0	0	0%	0%	0%	0	0	8	8	0%
Complex Comme	8	12	50%	16	28	75%	16	233%	16	13	-19%	44%	37%	2,400	1,300	36	35	-3%
Condemnation	23	3	-87%	15	11	-27%	8	367%	0	0	0%	0%	0%	0	0	10	2	-80%
Construction	23	23	0%	30	25	-17%	2	109%	1	3	200%	4%	16%	52	157	24	19	-21%
Contract/Comme	625	577	-8%	729	591	-19%	14	102%	20	22	10%	5%	5%	38	46	398	417	5%
Employment	11	19	73%	15	16	7%	-3	84%	0	0	0%	0%	0%	0	0	7	10	43%
Lieu of P. Writ	21	24	14%	22	24	9%	0	100%	2	0	-100%	17%	0%	114	0	12	13	8%
Medical Malprac	41	39	-5%	44	45	2%	6	115%	17	10	-41%	23%	15%	498	308	74	67	-9%
Name Change	120	144	20%	115	126	10%	-18	88%	0	0	0%	0%	0%	0	0	19	37	95%
Other Insurance	31	30	-3%	27	19	-30%	-11	63%	0	0	0%	0%	0%	0	0	15	18	20%
Other MCL	0	0	0%	0	0	0%	0	100%	0	0	0%	0%	0%	0	0	0	0	0%
Other Track 1	241	264	10%	230	261	13%	-3	99%	0	0	0%	0%	0%	0	0	101	85	-16%
Other Track 3	117	103	-12%	107	118	10%	15	115%	2	3	50%	2%	3%	21	35	122	109	-11%
Other Track 4	34	20	-41%	15	41	173%	21	205%	8	8	0%	13%	18%	282	480	63	44	-30%
Personal Injury	411	392	-5%	353	381	8%	-11	97%	60	81	35%	12%	16%	175	248	496	503	1%
Prod Liability	8	11	38%	17	10	-41%	-1	91%	3	5	67%	21%	31%	450	545	14	16	14%
Prof Malpractic	28	29	4%	38	49	29%	20	169%	8	8	0%	13%	17%	343	331	60	47	-22%
PIP Coverage	10	10	0%	9	10	11%	0	100%	0	0	0%	0%	0%	0	0	5	3	-40%
Real Property	13	16	23%	10	12	20%	-4	75%	0	0	0%	0%	0%	0	0	4	7	75%
Tort Other	66	68	3%	69	62	-10%	-6	91%	2	4	100%	4%	7%	36	71	56	58	4%
Toxic Tort	1	0	-100%	2	0	-100%	0	100%	0	0	0%	0%	0%	0	0	1	1	0%
UM/UIIM Bod Inj	42	43	2%	44	37	-16%	-6	86%	9	5	-44%	17%	8%	257	140	54	65	20%
<b>Total</b>	<b>3,041</b>	<b>3,041</b>	<b>0%</b>	<b>3,124</b>	<b>3,038</b>	<b>-3%</b>	<b>-3</b>	<b>100%</b>	<b>281</b>	<b>280</b>	<b>0%</b>	<b>11%</b>	<b>11%</b>	<b>111</b>	<b>110</b>	<b>2,654</b>	<b>2,658</b>	<b>0%</b>

NOTE: Some Multicounty Litigation (MCL) cases were transferred in November 2014: Atlantic to Bergen = 8,935; Atlantic to Middlesex = 4,070.

**CIVIL BACKLOG SUMMARY BY CASETYPE**

**JUNE 2017**

**BURLINGTON**

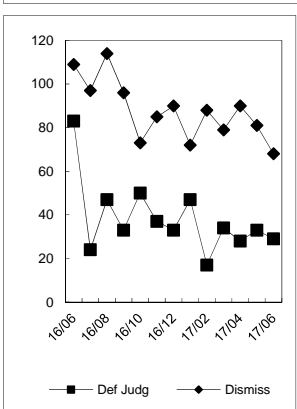
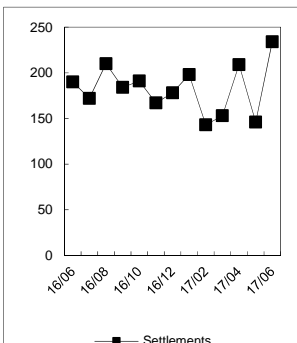
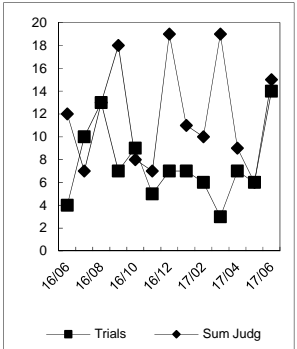
	Cases in Backlog															
	Track 1					Track 2				Track 3			Track 4			Total Backlog
	12 to 18 months	18 to 24 months	24 to 36 months	over 36 months	Total Track 1	18 to 24 months	24 to 36 months	over 36 months	Total Track 2	24 to 36 months	over 36 months	Total Track 3	24 to 36 months	over 36 months	Total Track 4	
Act on Neg Inst	0	0	0	0	0	0	0	0	0	0	0	0	0	0	0	0
Asbestos	0	0	0	0	0	0	0	0	0	0	0	0	0	0	0	0
Assault & Bat	0	0	0	0	0	0	0	0	0	0	0	0	0	0	0	0
Auto - Pers Inj	0	0	0	0	0	88	29	1	118	0	0	0	0	0	0	118
Auto - Property	0	0	0	0	0	0	0	0	0	0	0	0	0	0	0	0
Book Account	0	0	0	0	0	0	0	0	0	0	0	0	0	0	0	0
Civil Rights	0	0	0	0	0	0	0	0	0	0	0	0	0	0	0	0
Complex Comme	0	0	0	0	0	0	0	0	0	0	0	0	11	2	13	13
Condemnation	0	0	0	0	0	0	0	0	0	0	0	0	0	0	0	0
Construction	0	0	0	0	0	2	1	0	3	0	0	0	0	0	0	3
Contract/Comme	0	0	0	0	0	18	3	1	22	0	0	0	0	0	0	22
Employment	0	0	0	0	0	0	0	0	0	0	0	0	0	0	0	0
Lieu of P. Writ	0	0	0	0	0	0	0	0	0	0	0	0	0	0	0	0
Medical Malprac	0	0	0	0	0	0	0	0	0	10	0	10	0	0	0	10
Name Change	0	0	0	0	0	0	0	0	0	0	0	0	0	0	0	0
Other Insurance	0	0	0	0	0	0	0	0	0	0	0	0	0	0	0	0
Other MCL	0	0	0	0	0	0	0	0	0	0	0	0	0	0	0	0
Other Track 1	0	0	0	0	0	0	0	0	0	0	0	0	0	0	0	0
Other Track 3	0	0	0	0	0	0	0	0	0	2	1	3	0	0	0	3
Other Track 4	0	0	0	0	0	0	0	0	0	0	0	0	6	2	8	8
Personal Injury	0	0	0	0	0	62	19	0	81	0	0	0	0	0	0	81
Prod Liability	0	0	0	0	0	0	0	0	0	4	1	5	0	0	0	5
Prof Malpractic	0	0	0	0	0	0	0	0	0	7	1	8	0	0	0	8
PIP Coverage	0	0	0	0	0	0	0	0	0	0	0	0	0	0	0	0
Real Property	0	0	0	0	0	0	0	0	0	0	0	0	0	0	0	0
Tort Other	0	0	0	0	0	2	2	0	4	0	0	0	0	0	0	4
Toxic Tort	0	0	0	0	0	0	0	0	0	0	0	0	0	0	0	0
UM/UIM Bod Inj	0	0	0	0	0	4	1	0	5	0	0	0	0	0	0	5
<b>Total</b>	<b>0</b>	<b>0</b>	<b>0</b>	<b>0</b>	<b>0</b>	<b>176</b>	<b>55</b>	<b>2</b>	<b>233</b>	<b>23</b>	<b>3</b>	<b>26</b>	<b>17</b>	<b>4</b>	<b>21</b>	<b>280</b>

NOTE: Some Multicounty Litigation (MCL) cases were transferred in November 2014: Atlantic to Bergen = 8,935; Atlantic to Middlesex = 4,070.

**CIVIL RESOLUTION SUMMARY BY CASETYPE**  
**JULY 2016 - JUNE 2017**  
**BURLINGTON**

	Trial			Summary					Total	Percent resolved by					
	Jury	Nonjury	Total	Judgment	Settlement	Default Judgment	Dismiss	Other		Trial	Sum Jud	Settle	Default J	Dismiss	Other
Act on Neg Inst	0	0	0	2	3	4	2	0	11	0%	18%	27%	36%	18%	0%
Asbestos	0	0	0	0	0	0	0	0	0	0%	0%	0%	0%	0%	0%
Assault & Bat	0	0	0	0	7	0	2	1	10	0%	0%	70%	0%	20%	10%
Auto - Pers Inj	30	0	30	7	483	3	147	32	702	4%	1%	69%	0%	21%	5%
Auto - Property	0	0	0	1	14	7	11	0	33	0%	3%	42%	21%	33%	0%
Book Account	0	0	0	10	107	170	113	9	409	0%	2%	26%	42%	28%	2%
Civil Rights	0	0	0	1	2	0	2	2	7	0%	14%	29%	0%	29%	29%
Complex Commer	0	0	0	1	20	2	5	0	28	0%	4%	71%	7%	18%	0%
Condemnation	0	0	0	0	3	0	0	8	11	0%	0%	27%	0%	0%	73%
Construction	0	0	0	1	7	4	11	2	25	0%	4%	28%	16%	44%	8%
Contract/Commer	3	3	6	19	204	137	200	25	591	1%	3%	35%	23%	34%	4%
Employment	0	0	0	2	6	0	5	3	16	0%	13%	38%	0%	31%	19%
Lieu of P. Writ	0	2	2	0	11	0	6	5	24	8%	0%	46%	0%	25%	21%
Medical Malprac	5	0	5	1	28	0	9	2	45	11%	2%	62%	0%	20%	4%
Name Change	0	0	0	0	0	0	2	124	126	0%	0%	0%	0%	2%	98%
Other Insurance	0	0	0	0	8	4	4	3	19	0%	0%	42%	21%	21%	16%
Other MCL	0	0	0	0	0	0	0	0	0	0%	0%	0%	0%	0%	0%
Other Track 1	1	1	2	1	115	4	59	80	261	1%	0%	44%	2%	23%	31%
Other Track 3	1	0	1	3	82	0	12	20	118	1%	3%	69%	0%	10%	17%
Other Track 4	0	0	0	0	25	3	9	4	41	0%	0%	61%	7%	22%	10%
Personal Injury	5	2	7	3	264	5	82	20	381	2%	1%	69%	1%	22%	5%
Prod Liability	0	0	0	0	6	0	1	3	10	0%	0%	60%	0%	10%	30%
Prof Malpractic	0	0	0	5	30	2	10	2	49	0%	10%	61%	4%	20%	4%
PIP Coverage	0	0	0	0	4	0	5	1	10	0%	0%	40%	0%	50%	10%
Real Property	0	0	0	0	2	3	5	2	12	0%	0%	17%	25%	42%	17%
Tort Other	1	0	1	6	27	4	20	4	62	2%	10%	44%	6%	32%	6%
Toxic Tort	0	0	0	0	0	0	0	0	0	0%	0%	0%	0%	0%	0%
UM/UM Bod Inj	4	0	4	0	28	0	5	0	37	11%	0%	76%	0%	14%	0%
<b>Total</b>	<b>50</b>	<b>8</b>	<b>58</b>	<b>63</b>	<b>1,486</b>	<b>352</b>	<b>727</b>	<b>352</b>	<b>3,038</b>	<b>2%</b>	<b>2%</b>	<b>49%</b>	<b>12%</b>	<b>24%</b>	<b>12%</b>

Monthly Resolutions

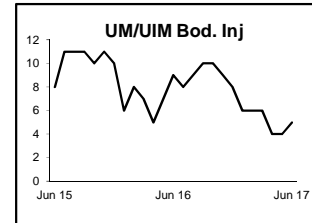
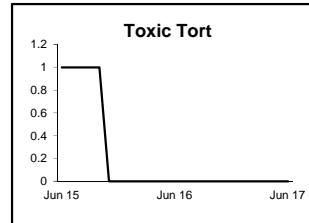
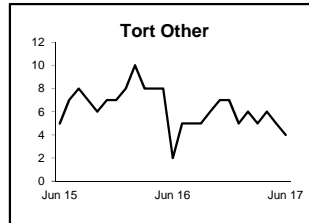
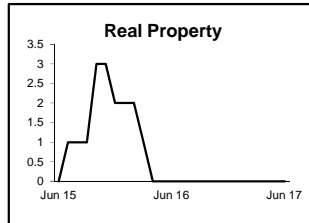
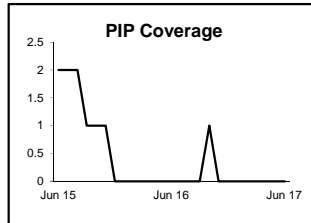
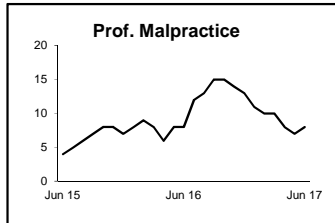
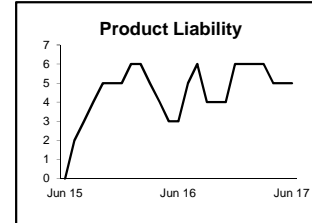
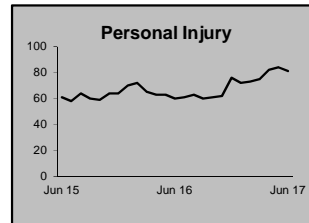
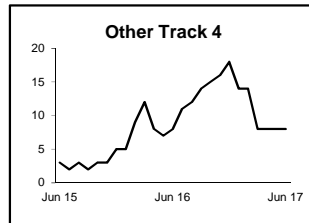
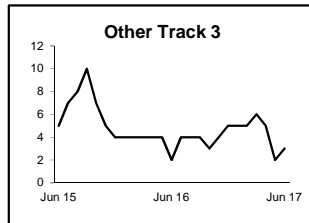
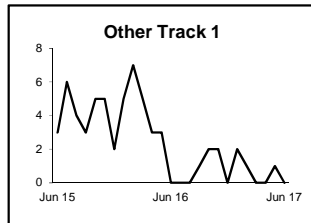
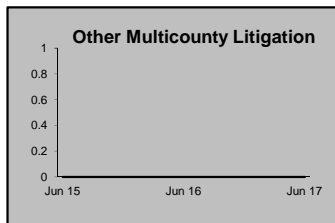
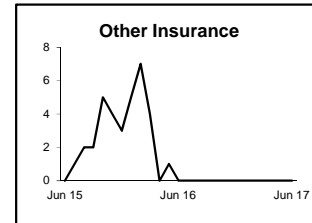
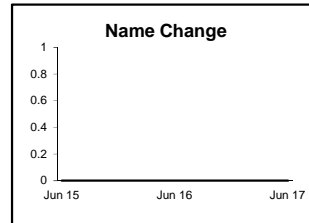
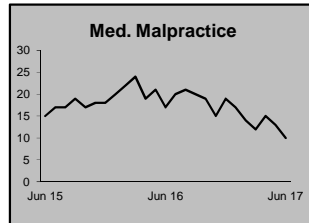
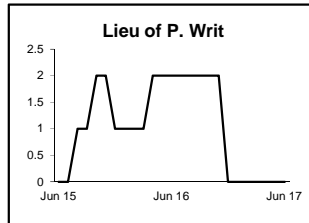
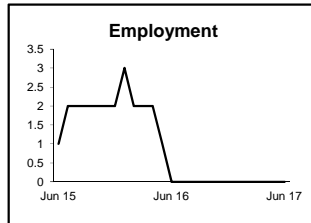
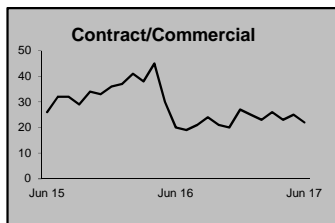
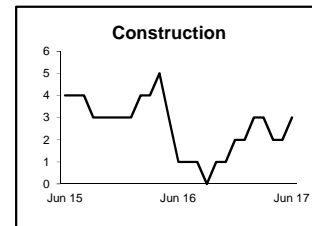
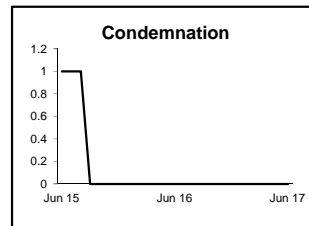
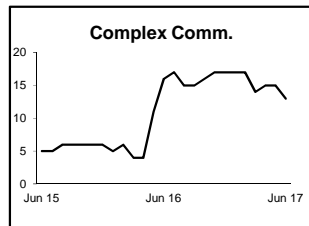
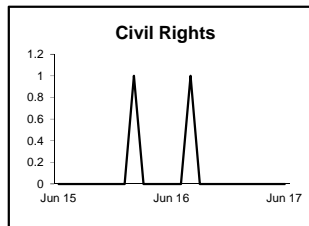
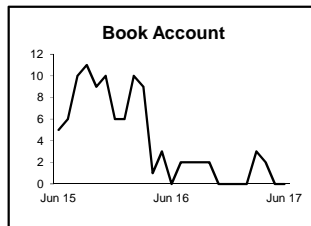
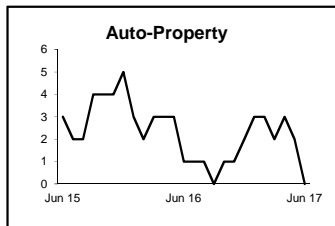
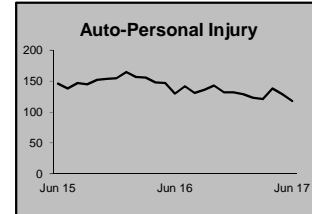
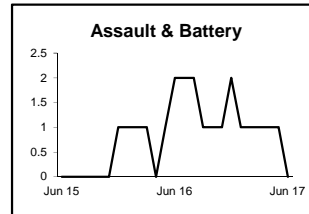
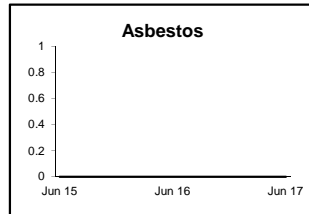
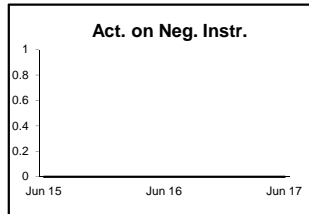
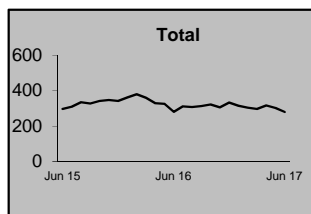


NOTE: Some Multicounty Litigation (MCL) cases were transferred in November 2014: Atlantic to Bergen = 8,935; Atlantic to Middlesex = 4,070.



## CIVIL BACKLOG BY CASETYPE JUNE 2017 BURLINGTON

	Total Backlog	% chg
Jun 15	298	
Jun 16	281	-6%
Jun 17	280	0%



1) Casetypes with the state's largest backlogs are highlighted.

2) Some Multicounty Litigation (MCL) cases were transferred in November 2014: Atlantic to Bergen = 8,935; Atlantic to Middlesex = 4,070.

**CIVIL CASELOAD SUMMARY BY CASETYPE**  
**JULY 2016 - JULY 2017**  
**CAMDEN**

	Filings			Resolutions			Clearance		Backlog			Backlog Percent		Backlog Per 100 Monthly Filings		Active Pending		
	Jul 2015 to Jun 2016	Jul 2016 to Jun 2017	percent change	Jul 2015 to Jun 2016	Jul 2016 to Jun 2017	percent change	Jul 2016 - Jun 2017		Jun 2016	Jun 2017	percent change	Jun 2016	Jun 2017	Jun 2016	Jun 2017	Jun 2016	Jun 2017	percent change
	number	percent																
Act on Neg Inst	37	7	-81%	26	25	-4%	18	357%	1	2	100%	5%	50%	32	343	22	4	-82%
Asbestos	0	0	0%	0	0	0%	0	100%	0	0	0%	0%	0%	0	0	0	0	0%
Assault & Bat	8	7	-13%	9	5	-44%	-2	71%	1	0	-100%	14%	0%	150	0	7	9	29%
Auto - Pers Inj	1,774	1,766	0%	1,705	1,656	-3%	-110	94%	244	344	41%	12%	16%	165	234	2,057	2,175	6%
Auto - Property	35	42	20%	53	34	-36%	-8	81%	1	4	300%	3%	11%	34	114	29	37	28%
Book Account	504	649	29%	561	594	6%	-55	92%	4	3	-25%	2%	1%	10	6	236	290	23%
Civil Rights	42	33	-21%	40	44	10%	11	133%	4	1	-75%	11%	4%	114	36	35	26	-26%
Complex Comme	12	9	-25%	16	13	-19%	4	144%	4	10	150%	19%	48%	400	1,333	21	21	0%
Condemnation	23	13	-43%	17	13	-24%	0	100%	1	3	200%	8%	23%	52	277	13	13	0%
Construction	21	15	-29%	35	19	-46%	4	127%	1	4	300%	5%	25%	57	320	21	16	-24%
Contract/Comme	457	455	0%	520	491	-6%	36	108%	27	24	-11%	8%	8%	71	63	355	319	-10%
Employment	22	14	-36%	18	23	28%	9	164%	3	1	-67%	14%	9%	164	86	21	11	-48%
Lieu of P. Writ	22	10	-55%	17	14	-18%	4	140%	0	0	0%	0%	0%	0	0	13	8	-38%
Medical Malprac	99	93	-6%	116	98	-16%	5	105%	41	42	2%	25%	25%	497	542	166	167	1%
Name Change	182	179	-2%	173	184	6%	5	103%	0	0	0%	0%	0%	0	0	24	19	-21%
Other Insurance	65	52	-20%	68	61	-10%	9	117%	6	8	33%	13%	22%	111	185	47	37	-21%
Other MCL	0	3		0	3		0	100%	0	0	0%	0%	0%	0	0	0	0	0%
Other Track 1	434	644	48%	446	622	39%	-22	97%	9	10	11%	4%	5%	25	19	209	222	6%
Other Track 3	154	157	2%	160	144	-10%	-13	92%	9	13	44%	5%	7%	70	99	165	180	9%
Other Track 4	31	8	-74%	20	23	15%	15	288%	3	3	0%	8%	14%	116	450	37	21	-43%
Personal Injury	880	777	-12%	795	819	3%	42	105%	108	138	28%	11%	14%	147	213	1,018	972	-5%
Prod Liability	19	29	53%	23	26	13%	-3	90%	4	2	-50%	15%	6%	253	83	26	33	27%
Prof Malpractic	60	44	-27%	60	61	2%	17	139%	11	14	27%	14%	20%	220	382	81	70	-14%
PIP Coverage	23	21	-9%	18	17	-6%	-4	81%	1	3	200%	7%	16%	52	171	15	19	27%
Real Property	18	26	44%	16	17	6%	-9	65%	0	2		0%	10%	0	92	11	20	82%
Tort Other	114	109	-4%	105	100	-5%	-9	92%	13	9	-31%	14%	9%	137	99	91	96	5%
Toxic Tort	2	3	50%	3	1	-67%	-2	33%	0	0	0%	0%	0%	0	0	0	2	
UM/UIIM Bod Inj	162	137	-15%	141	160	13%	23	117%	17	20	18%	9%	13%	126	175	179	160	-11%
<b>Total</b>	<b>5,200</b>	<b>5,302</b>	<b>2%</b>	<b>5,161</b>	<b>5,267</b>	<b>2%</b>	<b>-35</b>	<b>99%</b>	<b>513</b>	<b>660</b>	<b>29%</b>	<b>10%</b>	<b>13%</b>	<b>118</b>	<b>149</b>	<b>4,899</b>	<b>4,947</b>	<b>1%</b>

NOTE: Some Multicounty Litigation (MCL) cases were transferred in November 2014: Atlantic to Bergen = 8,935; Atlantic to Middlesex = 4,070.

**CIVIL BACKLOG SUMMARY BY CASETYPE**

**JUNE 2017**

**CAMDEN**

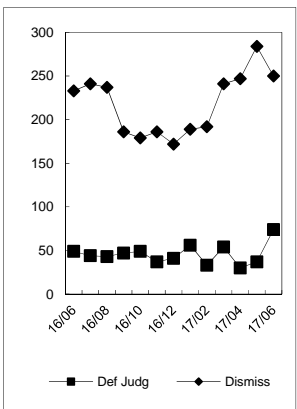
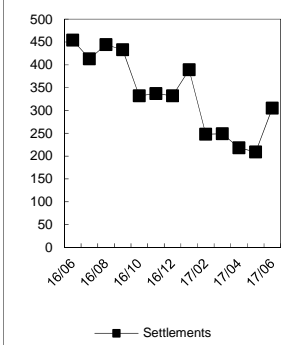
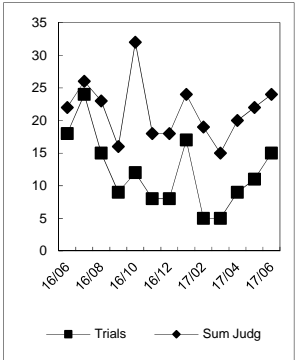
	Cases in Backlog															
	Track 1					Track 2				Track 3			Track 4			Total Backlog
	12 to 18 months	18 to 24 months	24 to 36 months	over 36 months	Total Track 1	18 to 24 months	24 to 36 months	over 36 months	Total Track 2	24 to 36 months	over 36 months	Total Track 3	24 to 36 months	over 36 months	Total Track 4	
Act on Neg Inst	2	0	0	0	2	0	0	0	0	0	0	0	0	0	0	2
Asbestos	0	0	0	0	0	0	0	0	0	0	0	0	0	0	0	0
Assault & Bat	0	0	0	0	0	0	0	0	0	0	0	0	0	0	0	0
Auto - Pers Inj	0	0	0	0	0	250	88	6	344	0	0	0	0	0	0	344
Auto - Property	0	0	0	0	0	3	1	0	4	0	0	0	0	0	0	4
Book Account	2	0	0	1	3	0	0	0	0	0	0	0	0	0	0	3
Civil Rights	0	0	0	0	0	0	0	0	0	0	1	1	0	0	0	1
Complex Comme	0	0	0	0	0	0	0	0	0	0	0	0	7	3	10	10
Condemnation	0	0	0	0	0	0	0	0	0	1	2	3	0	0	0	3
Construction	0	0	0	0	0	2	2	0	4	0	0	0	0	0	0	4
Contract/Comme	0	0	0	0	0	14	8	1	23	0	1	1	0	0	0	24
Employment	0	0	0	0	0	0	0	0	0	1	0	1	0	0	0	1
Lieu of P. Writ	0	0	0	0	0	0	0	0	0	0	0	0	0	0	0	0
Medical Malprac	0	0	0	0	0	0	0	0	0	26	16	42	0	0	0	42
Name Change	0	0	0	0	0	0	0	0	0	0	0	0	0	0	0	0
Other Insurance	8	0	0	0	8	0	0	0	0	0	0	0	0	0	0	8
Other MCL	0	0	0	0	0	0	0	0	0	0	0	0	0	0	0	0
Other Track 1	8	0	1	1	10	0	0	0	0	0	0	0	0	0	0	10
Other Track 3	0	0	0	0	0	0	0	0	0	8	5	13	0	0	0	13
Other Track 4	0	0	0	0	0	0	0	0	0	0	0	0	3	0	3	3
Personal Injury	0	0	0	0	0	101	35	0	136	0	2	2	0	0	0	138
Prod Liability	0	0	0	0	0	0	0	0	0	1	1	2	0	0	0	2
Prof Malpractic	0	0	0	0	0	0	0	0	0	10	4	14	0	0	0	14
PIP Coverage	2	1	0	0	3	0	0	0	0	0	0	0	0	0	0	3
Real Property	2	0	0	0	2	0	0	0	0	0	0	0	0	0	0	2
Tort Other	0	0	0	0	0	8	1	0	9	0	0	0	0	0	0	9
Toxic Tort	0	0	0	0	0	0	0	0	0	0	0	0	0	0	0	0
UM/UIM Bod Inj	0	0	0	0	0	14	5	1	20	0	0	0	0	0	0	20
<b>Total</b>	<b>24</b>	<b>1</b>	<b>1</b>	<b>2</b>	<b>28</b>	<b>392</b>	<b>140</b>	<b>8</b>	<b>540</b>	<b>47</b>	<b>32</b>	<b>79</b>	<b>10</b>	<b>3</b>	<b>13</b>	<b>660</b>

NOTE: Some Multicounty Litigation (MCL) cases were transferred in November 2014: Atlantic to Bergen = 8,935; Atlantic to Middlesex = 4,070.

**CIVIL RESOLUTION SUMMARY BY CASETYPE**  
**JULY 2016 - JUNE 2017**  
**CAMDEN**

	Trial			Summary					Total	Percent resolved by					
	Jury	Nonjury	Total	Judgment	Settlement	Default Judgment	Dismiss	Other		Trial	Sum Jud	Settle	Default J	Dismiss	Other
Act on Neg Inst	0	0	0	4	2	7	9	3	25	0%	16%	8%	28%	36%	12%
Asbestos	0	0	0	0	0	0	0	0	0	0%	0%	0%	0%	0%	0%
Assault & Bat	0	0	0	0	0	0	5	0	5	0%	0%	0%	0%	100%	0%
Auto - Pers Inj	53	2	55	4	549	10	966	72	1,656	3%	0%	33%	1%	58%	4%
Auto - Property	0	0	0	1	8	6	19	0	34	0%	3%	24%	18%	56%	0%
Book Account	0	3	3	19	98	248	220	6	594	1%	3%	16%	42%	37%	1%
Civil Rights	0	0	0	1	13	0	25	5	44	0%	2%	30%	0%	57%	11%
Complex Commer	0	0	0	1	1	2	6	3	13	0%	8%	8%	15%	46%	23%
Condemnation	0	0	0	1	0	0	2	10	13	0%	8%	0%	0%	15%	77%
Construction	0	0	0	0	6	2	8	3	19	0%	0%	32%	11%	42%	16%
Contract/Commer	2	1	3	11	120	95	241	21	491	1%	2%	24%	19%	49%	4%
Employment	0	0	0	0	4	1	14	4	23	0%	0%	17%	4%	61%	17%
Lieu of P. Writ	0	0	0	1	0	0	12	1	14	0%	7%	0%	0%	86%	7%
Medical Malprac	5	0	5	0	31	0	55	7	98	5%	0%	32%	0%	56%	7%
Name Change	0	0	0	0	0	0	13	171	184	0%	0%	0%	0%	7%	93%
Other Insurance	0	0	0	4	15	3	30	9	61	0%	7%	25%	5%	49%	15%
Other MCL	0	0	0	0	0	0	0	3	3	0%	0%	0%	0%	0%	100%
Other Track 1	2	1	3	5	141	12	164	297	622	0%	1%	23%	2%	26%	48%
Other Track 3	4	0	4	1	47	1	69	22	144	3%	1%	33%	1%	48%	15%
Other Track 4	0	0	0	3	5	1	12	2	23	0%	13%	22%	4%	52%	9%
Personal Injury	5	1	6	10	331	10	410	52	819	1%	1%	40%	1%	50%	6%
Prod Liability	0	0	0	0	8	0	10	8	26	0%	0%	31%	0%	38%	31%
Prof Malpractic	0	0	0	0	20	1	39	1	61	0%	0%	33%	2%	64%	2%
PIP Coverage	0	0	0	0	4	1	12	0	17	0%	0%	24%	6%	71%	0%
Real Property	0	0	0	0	3	2	11	1	17	0%	0%	18%	12%	65%	6%
Tort Other	0	1	1	1	32	5	55	6	100	1%	1%	32%	5%	55%	6%
Toxic Tort	0	0	0	0	0	0	1	0	1	0%	0%	0%	0%	100%	0%
UM/UM Bod Inj	7	0	7	2	67	1	77	6	160	4%	1%	42%	1%	48%	4%
<b>Total</b>	<b>78</b>	<b>9</b>	<b>87</b>	<b>69</b>	<b>1,505</b>	<b>408</b>	<b>2,485</b>	<b>713</b>	<b>5,267</b>	<b>2%</b>	<b>1%</b>	<b>29%</b>	<b>8%</b>	<b>47%</b>	<b>14%</b>

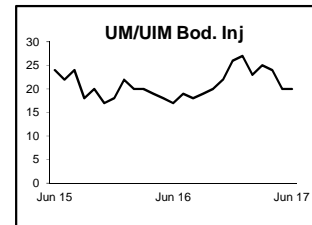
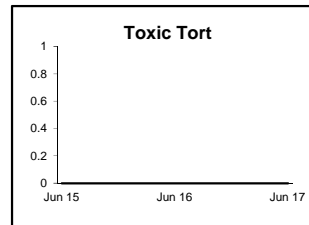
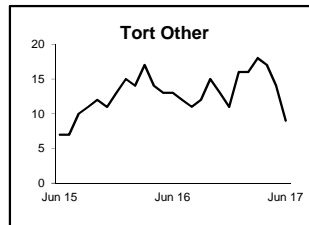
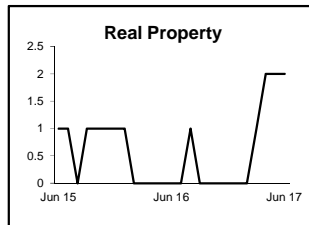
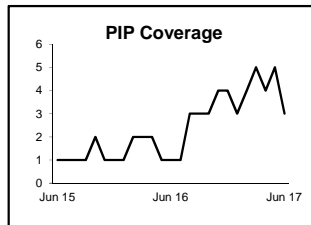
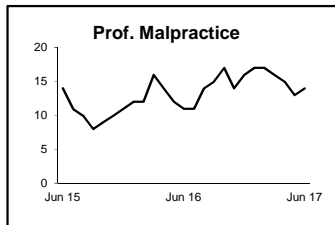
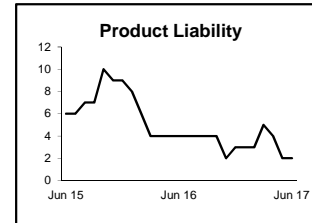
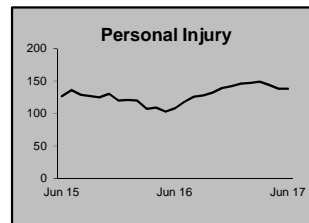
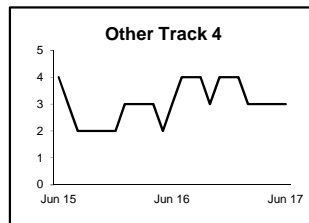
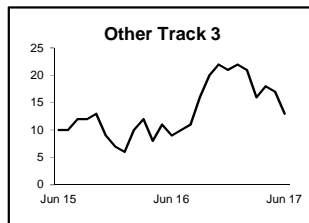
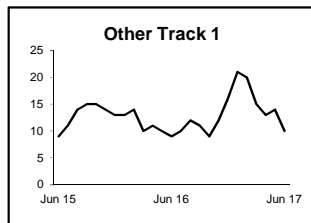
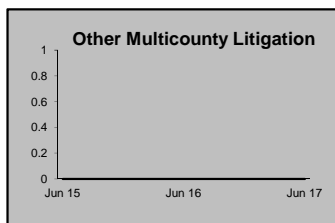
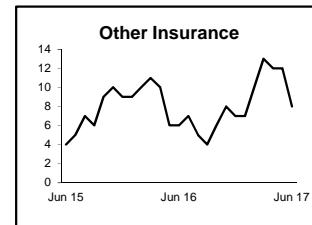
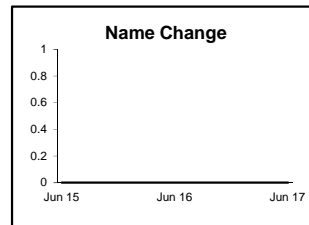
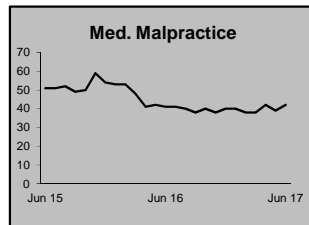
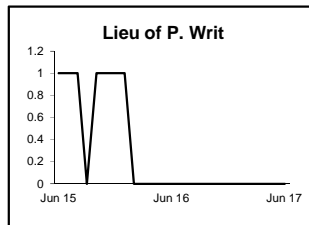
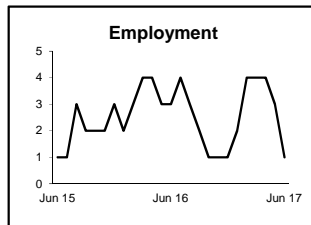
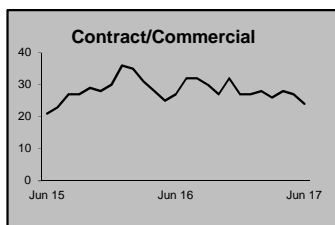
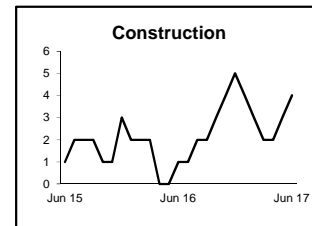
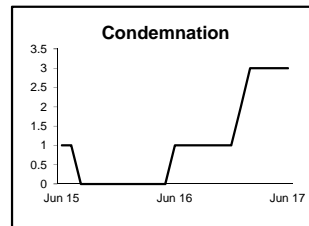
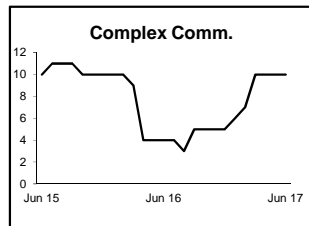
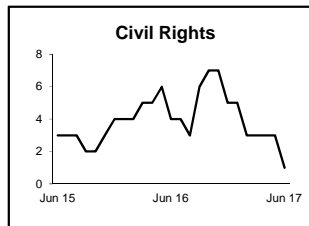
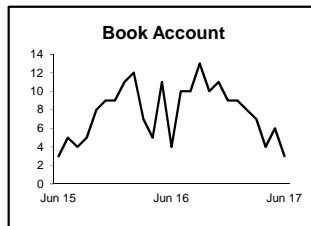
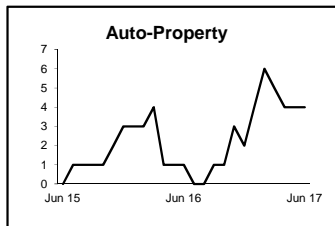
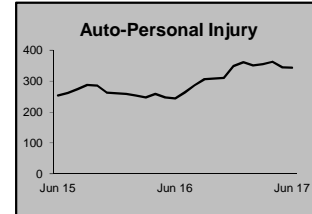
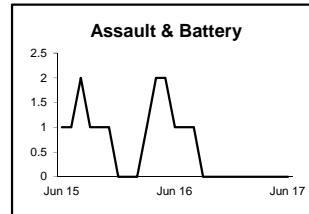
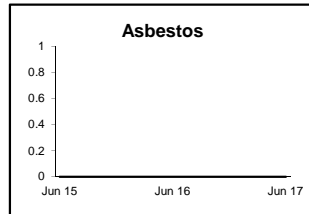
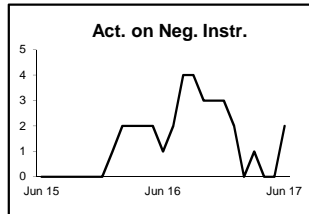
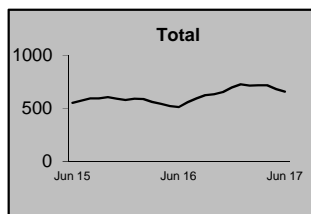
Monthly Resolutions



NOTE: Some Multicounty Litigation (MCL) cases were transferred in November 2014: Atlantic to Bergen = 8,935; Atlantic to Middlesex = 4,070.

## CIVIL BACKLOG BY CASETYPE JUNE 2017 CAMDEN

	Total Backlog	% chg
Jun 15	554	
Jun 16	513	-7%
Jun 17	660	29%



1) Casetypes with the state's largest backlogs are highlighted.

2) Some Multicounty Litigation (MCL) cases were transferred in November 2014: Atlantic to Bergen = 8,935; Atlantic to Middlesex = 4,070.

**CIVIL CASELOAD SUMMARY BY CASETYPE**  
**JULY 2016 - JULY 2017**  
**CAPE MAY**

	Filings			Resolutions			Clearance		Backlog			Backlog Percent		Backlog Per 100 Monthly Filings		Active Pending		
	Jul 2015 to Jun 2016	Jul 2016 to Jun 2017	percent change	Jul 2015 to Jun 2016	Jul 2016 to Jun 2017	percent change	Jul 2016 - Jun 2017		Jun 2016	Jun 2017	percent change	Jun 2016	Jun 2017	Jun 2016	Jun 2017	Jun 2016	Jun 2017	percent change
	number	percent	number	percent														
Act on Neg Inst	1	2	100%	3	1	-67%	-1	50%	0	0	0%	0%	0%	0	0	0	1	
Asbestos	0	0	0%	0	0	0%	0	100%	0	0	0%	0%	0%	0	0	0	0	0%
Assault & Bat	2	0	-100%	2	3	50%	3	100%	0	0	0%	0%	0%	0	0	4	2	-50%
Auto - Pers Inj	88	95	8%	93	83	-11%	-12	87%	15	20	33%	14%	17%	205	253	104	116	12%
Auto - Property	6	3	-50%	7	6	-14%	3	200%	0	1		0%	50%	0	400	5	2	-60%
Book Account	67	75	12%	65	74	14%	-1	99%	1	1	0%	3%	3%	18	16	32	33	3%
Civil Rights	15	3	-80%	13	7	-46%	4	233%	5	2	-60%	38%	22%	400	800	13	9	-31%
Complex Comme	0	1		1	1	0%	0	100%	0	0	0%	0%	0%	0	0	1	1	0%
Condemnation	2	1	-50%	4	2	-50%	1	200%	0	0	0%	0%	0%	0	0	2	1	-50%
Construction	8	16	100%	18	9	-50%	-7	56%	2	3	50%	25%	21%	300	225	8	14	75%
Contract/Comme	90	79	-12%	106	77	-27%	-2	97%	8	9	13%	13%	15%	107	137	61	62	2%
Employment	1	1	0%	2	0	-100%	-1	0%	0	0	0%	0%	0%	0	0	1	2	100%
Lieu of P. Writ	22	14	-36%	19	18	-5%	4	129%	3	3	0%	16%	20%	164	257	19	15	-21%
Medical Malprac	10	12	20%	8	7	-13%	-5	58%	3	5	67%	21%	28%	360	500	14	18	29%
Name Change	24	31	29%	26	33	27%	2	106%	0	0	0%	0%	0%	0	0	4	2	-50%
Other Insurance	14	12	-14%	14	9	-36%	-3	75%	3	5	67%	27%	42%	257	500	11	12	9%
Other MCL	0	0	0%	0	0	0%	0	100%	0	0	0%	0%	0%	0	0	0	0	0%
Other Track 1	71	51	-28%	76	58	-24%	7	114%	4	3	-25%	12%	12%	68	71	34	26	-24%
Other Track 3	20	23	15%	14	21	50%	-2	91%	8	10	25%	23%	26%	480	522	35	38	9%
Other Track 4	17	3	-82%	6	6	0%	3	200%	2	1	-50%	11%	7%	141	400	18	15	-17%
Personal Injury	102	93	-9%	103	85	-17%	-8	91%	11	14	27%	9%	11%	129	181	116	125	8%
Prod Liability	6	1	-83%	2	3	50%	2	300%	0	0	0%	0%	0%	0	0	7	5	-29%
Prof Malpractic	8	8	0%	6	11	83%	3	138%	2	0	-100%	18%	0%	300	0	11	11	0%
PIP Coverage	1	3	200%	1	2	100%	-1	67%	0	0	0%	0%	0%	0	0	0	1	
Real Property	8	11	38%	8	11	38%	0	100%	2	2	0%	29%	29%	300	218	7	7	0%
Tort Other	33	24	-27%	23	25	9%	1	104%	2	4	100%	7%	15%	73	200	28	27	-4%
Toxic Tort	0	0	0%	0	0	0%	0	100%	0	0	0%	0%	0%	0	0	0	0	0%
UM/UIIM Bod Inj	6	7	17%	2	7	250%	0	100%	1	3	200%	10%	30%	200	514	10	10	0%
<b>Total</b>	<b>622</b>	<b>569</b>	<b>-9%</b>	<b>622</b>	<b>559</b>	<b>-10%</b>	<b>-10</b>	<b>98%</b>	<b>72</b>	<b>86</b>	<b>19%</b>	<b>13%</b>	<b>15%</b>	<b>139</b>	<b>181</b>	<b>545</b>	<b>555</b>	<b>2%</b>

NOTE: Some Multicounty Litigation (MCL) cases were transferred in November 2014: Atlantic to Bergen = 8,935; Atlantic to Middlesex = 4,070.

**CIVIL BACKLOG SUMMARY BY CASETYPE**

**JUNE 2017**

**CAPE MAY**

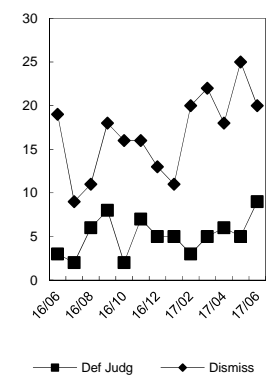
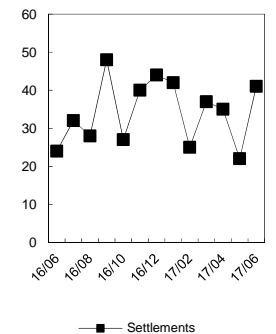
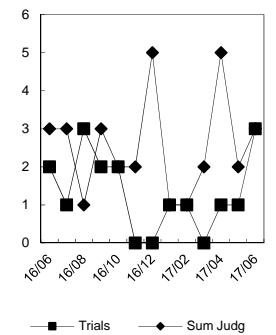
	Cases in Backlog															
	Track 1					Track 2				Track 3			Track 4			Total Backlog
	12 to 18 months	18 to 24 months	24 to 36 months	over 36 months	Total Track 1	18 to 24 months	24 to 36 months	over 36 months	Total Track 2	24 to 36 months	over 36 months	Total Track 3	24 to 36 months	over 36 months	Total Track 4	
Act on Neg Inst	0	0	0	0	0	0	0	0	0	0	0	0	0	0	0	0
Asbestos	0	0	0	0	0	0	0	0	0	0	0	0	0	0	0	0
Assault & Bat	0	0	0	0	0	0	0	0	0	0	0	0	0	0	0	0
Auto - Pers Inj	0	0	0	0	0	12	7	1	20	0	0	0	0	0	0	20
Auto - Property	0	0	0	0	0	0	1	0	1	0	0	0	0	0	0	1
Book Account	0	1	0	0	1	0	0	0	0	0	0	0	0	0	0	1
Civil Rights	0	0	0	0	0	0	0	0	0	0	2	2	0	0	0	2
Complex Comme	0	0	0	0	0	0	0	0	0	0	0	0	0	0	0	0
Condemnation	0	0	0	0	0	0	0	0	0	0	0	0	0	0	0	0
Construction	0	0	0	0	0	0	3	0	3	0	0	0	0	0	0	3
Contract/Comme	0	0	0	0	0	5	2	2	9	0	0	0	0	0	0	9
Employment	0	0	0	0	0	0	0	0	0	0	0	0	0	0	0	0
Lieu of P. Writ	0	0	0	0	0	0	0	0	0	0	0	0	0	3	3	3
Medical Malprac	0	0	0	0	0	0	0	0	0	3	2	5	0	0	0	5
Name Change	0	0	0	0	0	0	0	0	0	0	0	0	0	0	0	0
Other Insurance	2	1	2	0	5	0	0	0	0	0	0	0	0	0	0	5
Other MCL	0	0	0	0	0	0	0	0	0	0	0	0	0	0	0	0
Other Track 1	2	0	1	0	3	0	0	0	0	0	0	0	0	0	0	3
Other Track 3	0	0	0	0	0	0	0	0	0	6	4	10	0	0	0	10
Other Track 4	0	0	0	0	0	0	0	0	0	0	0	0	1	0	1	1
Personal Injury	0	0	0	0	0	10	3	1	14	0	0	0	0	0	0	14
Prod Liability	0	0	0	0	0	0	0	0	0	0	0	0	0	0	0	0
Prof Malpractic	0	0	0	0	0	0	0	0	0	0	0	0	0	0	0	0
PIP Coverage	0	0	0	0	0	0	0	0	0	0	0	0	0	0	0	0
Real Property	1	0	1	0	2	0	0	0	0	0	0	0	0	0	0	2
Tort Other	0	0	0	0	0	2	1	1	4	0	0	0	0	0	0	4
Toxic Tort	0	0	0	0	0	0	0	0	0	0	0	0	0	0	0	0
UM/UIM Bod Inj	0	0	0	0	0	1	2	0	3	0	0	0	0	0	0	3
<b>Total</b>	<b>5</b>	<b>2</b>	<b>4</b>	<b>0</b>	<b>11</b>	<b>30</b>	<b>19</b>	<b>5</b>	<b>54</b>	<b>9</b>	<b>8</b>	<b>17</b>	<b>1</b>	<b>3</b>	<b>4</b>	<b>86</b>

NOTE: Some Multicounty Litigation (MCL) cases were transferred in November 2014: Atlantic to Bergen = 8,935; Atlantic to Middlesex = 4,070.

**CIVIL RESOLUTION SUMMARY BY CASETYPE**  
**JULY 2016 - JUNE 2017**  
**CAPE MAY**

	Trial			Summary					Total	Percent resolved by					
	Jury	Nonjury	Total	Judgment	Settlement	Default Judgment	Dismiss	Other		Trial	Sum Jud	Settle	Default J	Dismiss	Other
Act on Neg Inst	0	0	0	0	0	0	1	0	1	0%	0%	0%	0%	100%	0%
Asbestos	0	0	0	0	0	0	0	0	0	0%	0%	0%	0%	0%	0%
Assault & Bat	0	0	0	0	2	0	1	0	3	0%	0%	67%	0%	33%	0%
Auto - Pers Inj	2	0	2	0	30	0	48	3	83	2%	0%	36%	0%	58%	4%
Auto - Property	0	0	0	0	3	2	1	0	6	0%	0%	50%	33%	17%	0%
Book Account	0	0	0	1	17	19	36	1	74	0%	1%	23%	26%	49%	1%
Civil Rights	0	0	0	2	1	0	4	0	7	0%	29%	14%	0%	57%	0%
Complex Commer	0	0	0	0	1	0	0	0	1	0%	0%	100%	0%	0%	0%
Condemnation	0	0	0	0	0	0	0	2	2	0%	0%	0%	0%	0%	100%
Construction	0	0	0	0	4	2	3	0	9	0%	0%	44%	22%	33%	0%
Contract/Commer	0	0	0	3	36	8	24	6	77	0%	4%	47%	10%	31%	8%
Employment	0	0	0	0	0	0	0	0	0	0%	0%	0%	0%	0%	0%
Lieu of P. Writ	0	0	0	0	2	0	7	9	18	0%	0%	11%	0%	39%	50%
Medical Malprac	0	0	0	0	2	0	5	0	7	0%	0%	29%	0%	71%	0%
Name Change	0	0	0	0	0	0	4	29	33	0%	0%	0%	0%	12%	88%
Other Insurance	0	0	0	0	3	0	5	1	9	0%	0%	33%	0%	56%	11%
Other MCL	0	0	0	0	0	0	0	0	0	0%	0%	0%	0%	0%	0%
Other Track 1	0	2	2	0	17	2	19	18	58	3%	0%	29%	3%	33%	31%
Other Track 3	1	0	1	0	7	0	12	1	21	5%	0%	33%	0%	57%	5%
Other Track 4	0	0	0	0	3	2	1	0	6	0%	0%	50%	33%	17%	0%
Personal Injury	0	2	2	0	49	1	31	2	85	2%	0%	58%	1%	36%	2%
Prod Liability	0	0	0	0	2	0	1	0	3	0%	0%	67%	0%	33%	0%
Prof Malpractic	0	0	0	0	4	1	5	1	11	0%	0%	36%	9%	45%	9%
PIP Coverage	0	0	0	0	0	0	2	0	2	0%	0%	0%	0%	100%	0%
Real Property	0	0	0	0	2	0	8	1	11	0%	0%	18%	0%	73%	9%
Tort Other	1	0	1	1	10	1	10	2	25	4%	4%	40%	4%	40%	8%
Toxic Tort	0	0	0	0	0	0	0	0	0	0%	0%	0%	0%	0%	0%
UM/UIM Bod Inj	0	0	0	0	1	0	6	0	7	0%	0%	14%	0%	86%	0%
<b>Total</b>	<b>4</b>	<b>4</b>	<b>8</b>	<b>7</b>	<b>196</b>	<b>38</b>	<b>234</b>	<b>76</b>	<b>559</b>	<b>1%</b>	<b>1%</b>	<b>35%</b>	<b>7%</b>	<b>42%</b>	<b>14%</b>

Monthly Resolutions

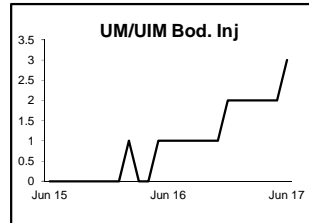
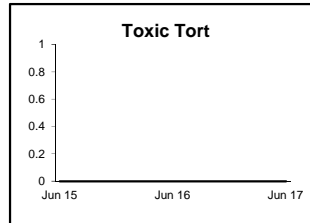
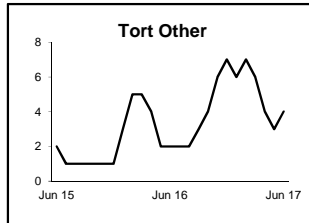
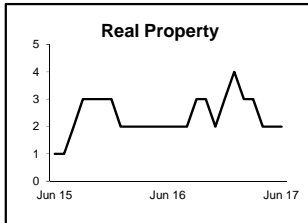
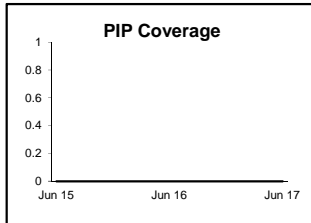
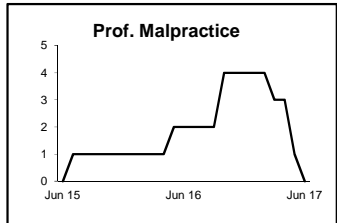
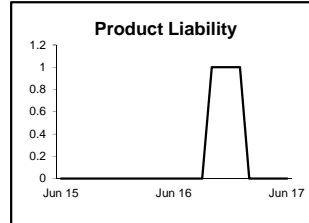
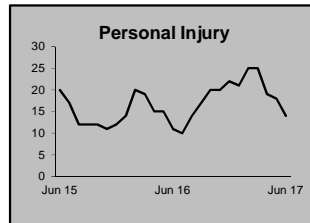
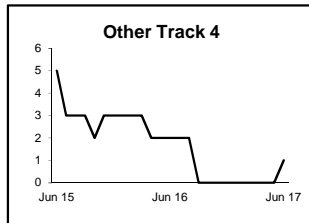
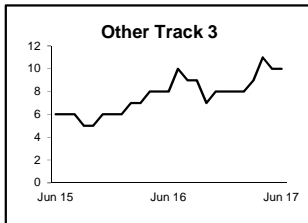
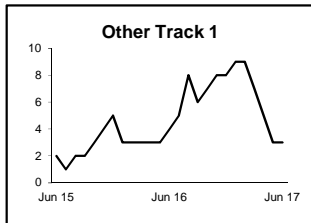
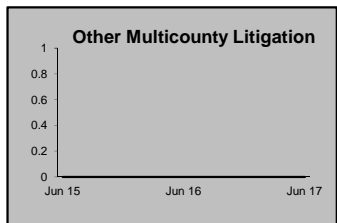
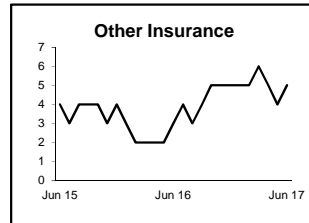
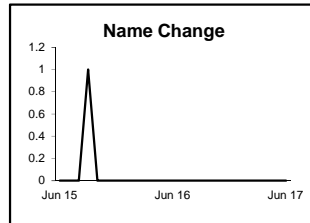
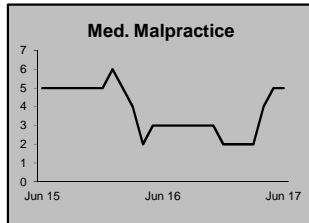
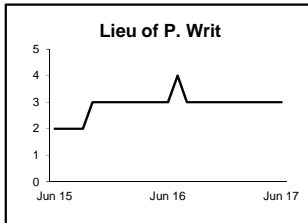
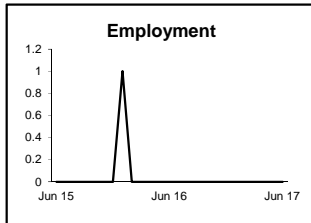
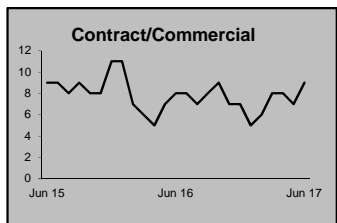
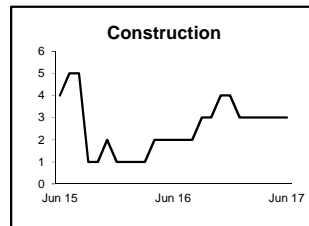
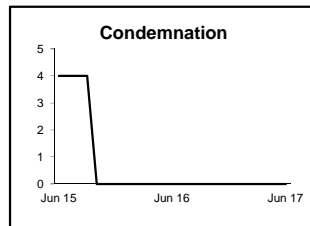
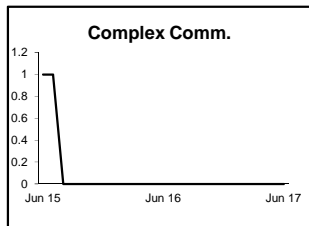
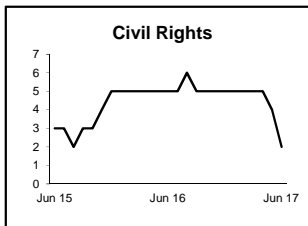
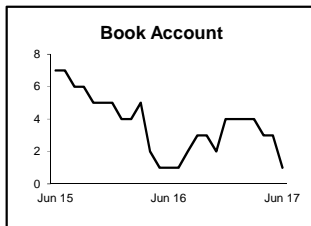
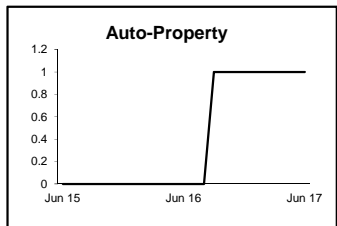
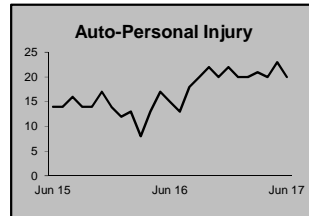
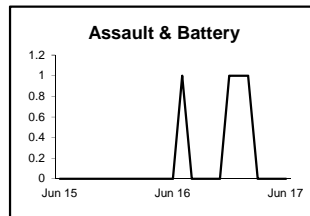
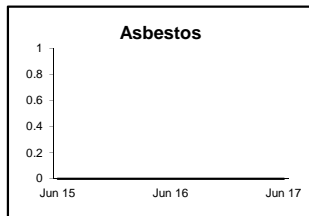
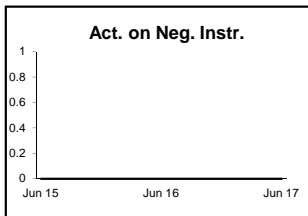
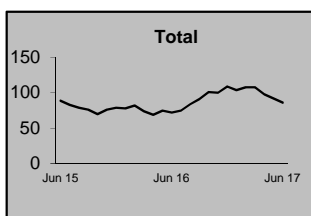


NOTE: Some Multicounty Litigation (MCL) cases were transferred in November 2014: Atlantic to Bergen = 8,935; Atlantic to Middlesex = 4,070.



**CIVIL BACKLOG BY CASETYPE  
JUNE 2017  
CAPE MAY**

	<b>Total</b>	<b>Backlog</b>	<b>% chg</b>
Jun 15		89	
Jun 16		72	-19%
Jun 17		86	19%



1) Casetypes with the state's largest backlogs are highlighted.

2) Some Multicounty Litigation (MCL) cases were transferred in November 2014: Atlantic to Bergen = 8,935; Atlantic to Middlesex = 4,070.

**CIVIL CASELOAD SUMMARY BY CASETYPE**  
**JULY 2016 - JULY 2017**  
**CUMBERLAND**

	Filings			Resolutions			Clearance		Backlog			Backlog Percent		Backlog Per 100 Monthly Filings		Active Pending		
	Jul 2015 to Jun 2016	Jul 2016 to Jun 2017	percent change	Jul 2015 to Jun 2016	Jul 2016 to Jun 2017	percent change	Jul 2016 - Jun 2017		Jun 2016	Jun 2017	percent change	Jun 2016	Jun 2017	Jun 2016	Jun 2017	Jun 2016	Jun 2017	percent change
	number	percent	number	percent														
Act on Neg Inst	5	2	-60%	3	5	67%	3	250%	0	0	0%	0%	0%	0	0	3	0	-100%
Asbestos	0	0	0%	0	0	0%	0	100%	0	0	0%	0%	0%	0	0	0	0	0%
Assault & Bat	2	4	100%	3	2	-33%	-2	50%	1	0	-100%	50%	0%	600	0	2	4	100%
Auto - Pers Inj	308	267	-13%	335	306	-9%	39	115%	90	72	-20%	23%	20%	351	324	399	363	-9%
Auto - Property	7	6	-14%	13	7	-46%	1	117%	0	0	0%	0%	0%	0	0	5	5	0%
Book Account	100	109	9%	118	91	-23%	-18	83%	3	2	-33%	8%	4%	36	22	40	57	43%
Civil Rights	10	12	20%	10	10	0%	-2	83%	4	4	0%	40%	33%	480	400	10	12	20%
Complex Comme	0	0	0%	0	1	0%	1	100%	0	2	0%	0%	50%	0	0	2	4	100%
Condemnation	1	0	-100%	1	1	0%	1	100%	0	0	0%	0%	0%	0	0	1	0	-100%
Construction	2	4	100%	8	8	0%	4	200%	4	0	-100%	67%	0%	2,400	0	6	2	-67%
Contract/Comme	83	93	12%	87	77	-11%	-16	83%	10	7	-30%	16%	9%	145	90	63	78	24%
Employment	7	6	-14%	7	5	-29%	-1	83%	0	2	0%	0%	29%	0	400	6	7	17%
Lieu of P. Writ	12	8	-33%	17	11	-35%	3	138%	0	0	0%	0%	0%	0	0	5	2	-60%
Medical Malprac	12	11	-8%	20	21	5%	10	191%	14	11	-21%	42%	48%	1,400	1,200	33	23	-30%
Name Change	62	52	-16%	58	61	5%	9	117%	0	0	0%	0%	0%	0	0	9	4	-56%
Other Insurance	14	11	-21%	11	10	-9%	-1	91%	3	3	0%	25%	23%	257	327	12	13	8%
Other MCL	1	0	-100%	0	0	0%	0	100%	0	0	0%	0%	0%	0	0	1	0	-100%
Other Track 1	91	91	0%	76	84	11%	-7	92%	8	8	0%	16%	16%	105	105	50	51	2%
Other Track 3	31	45	45%	40	39	-3%	-6	87%	7	7	0%	16%	14%	271	187	44	51	16%
Other Track 4	3	8	167%	5	6	20%	-2	75%	2	1	-50%	40%	13%	800	150	5	8	60%
Personal Injury	144	155	8%	148	134	-9%	-21	86%	24	34	42%	14%	18%	200	263	175	193	10%
Prod Liability	2	4	100%	3	1	-67%	-3	25%	1	4	300%	17%	44%	600	1,200	6	9	50%
Prof Malpractic	6	3	-50%	5	2	-60%	-1	67%	1	7	600%	9%	54%	200	2,800	11	13	18%
PIP Coverage	11	1	-91%	4	6	50%	5	600%	0	2	0%	0%	100%	0	2,400	8	2	-75%
Real Property	11	6	-45%	9	6	-33%	0	100%	1	1	0%	20%	20%	109	200	5	5	0%
Tort Other	33	38	15%	38	34	-11%	-4	89%	2	3	50%	9%	12%	73	95	22	26	18%
Toxic Tort	0	0	0%	0	0	0%	0	100%	1	1	0%	100%	100%	0	0	1	1	0%
UM/UIIM Bod Inj	20	15	-25%	21	20	-5%	5	133%	4	3	-25%	15%	13%	240	240	26	24	-8%
<b>Total</b>	<b>978</b>	<b>951</b>	<b>-3%</b>	<b>1,040</b>	<b>948</b>	<b>-9%</b>	<b>-3</b>	<b>100%</b>	<b>180</b>	<b>174</b>	<b>-3%</b>	<b>19%</b>	<b>18%</b>	<b>221</b>	<b>220</b>	<b>950</b>	<b>957</b>	<b>1%</b>

NOTE: Some Multicounty Litigation (MCL) cases were transferred in November 2014: Atlantic to Bergen = 8,935; Atlantic to Middlesex = 4,070.

**CIVIL BACKLOG SUMMARY BY CASETYPE**

**JUNE 2017**

**CUMBERLAND**

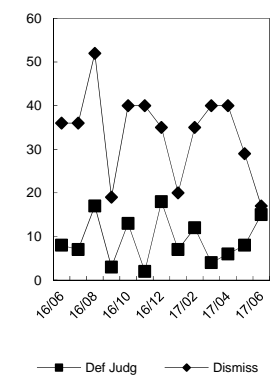
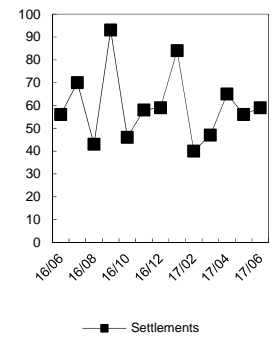
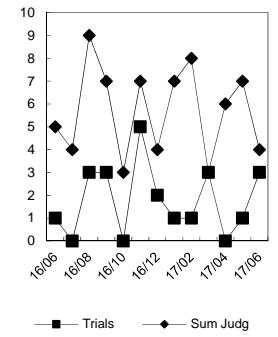
	Cases in Backlog															
	Track 1					Track 2				Track 3			Track 4			Total Backlog
	12 to 18 months	18 to 24 months	24 to 36 months	over 36 months	Total Track 1	18 to 24 months	24 to 36 months	over 36 months	Total Track 2	24 to 36 months	over 36 months	Total Track 3	24 to 36 months	over 36 months	Total Track 4	
Act on Neg Inst	0	0	0	0	0	0	0	0	0	0	0	0	0	0	0	0
Asbestos	0	0	0	0	0	0	0	0	0	0	0	0	0	0	0	0
Assault & Bat	0	0	0	0	0	0	0	0	0	0	0	0	0	0	0	0
Auto - Pers Inj	0	0	0	0	0	49	19	4	72	0	0	0	0	0	0	72
Auto - Property	0	0	0	0	0	0	0	0	0	0	0	0	0	0	0	0
Book Account	1	1	0	0	2	0	0	0	0	0	0	0	0	0	0	2
Civil Rights	0	0	0	0	0	0	0	0	0	1	3	4	0	0	0	4
Complex Comme	0	0	0	0	0	0	0	0	0	0	0	0	2	0	2	2
Condemnation	0	0	0	0	0	0	0	0	0	0	0	0	0	0	0	0
Construction	0	0	0	0	0	0	0	0	0	0	0	0	0	0	0	0
Contract/Comme	0	0	0	0	0	3	3	0	6	1	0	1	0	0	0	7
Employment	0	0	0	0	0	1	1	0	2	0	0	0	0	0	0	2
Lieu of P. Writ	0	0	0	0	0	0	0	0	0	0	0	0	0	0	0	0
Medical Malprac	0	0	0	0	0	0	0	0	0	5	6	11	0	0	0	11
Name Change	0	0	0	0	0	0	0	0	0	0	0	0	0	0	0	0
Other Insurance	2	1	0	0	3	0	0	0	0	0	0	0	0	0	0	3
Other MCL	0	0	0	0	0	0	0	0	0	0	0	0	0	0	0	0
Other Track 1	3	1	3	0	7	1	0	0	1	0	0	0	0	0	0	8
Other Track 3	0	0	0	0	0	0	0	0	0	4	3	7	0	0	0	7
Other Track 4	0	0	0	0	0	0	0	0	0	0	0	0	1	0	1	1
Personal Injury	0	0	0	0	0	27	7	0	34	0	0	0	0	0	0	34
Prod Liability	0	0	0	0	0	0	0	0	0	3	1	4	0	0	0	4
Prof Malpractic	0	0	0	0	0	0	0	0	0	6	1	7	0	0	0	7
PIP Coverage	1	1	0	0	2	0	0	0	0	0	0	0	0	0	0	2
Real Property	1	0	0	0	1	0	0	0	0	0	0	0	0	0	0	1
Tort Other	0	0	0	0	0	2	1	0	3	0	0	0	0	0	0	3
Toxic Tort	0	0	0	0	0	0	0	0	0	0	1	1	0	0	0	1
UM/UIM Bod Inj	0	0	0	0	0	2	1	0	3	0	0	0	0	0	0	3
<b>Total</b>	<b>8</b>	<b>4</b>	<b>3</b>	<b>0</b>	<b>15</b>	<b>85</b>	<b>32</b>	<b>4</b>	<b>121</b>	<b>20</b>	<b>15</b>	<b>35</b>	<b>3</b>	<b>0</b>	<b>3</b>	<b>174</b>

NOTE: Some Multicounty Litigation (MCL) cases were transferred in November 2014: Atlantic to Bergen = 8,935; Atlantic to Middlesex = 4,070.

**CIVIL RESOLUTION SUMMARY BY CASETYPE  
JULY 2016 - JUNE 2017  
CUMBERLAND**

	Trial			Summary					Total	Percent resolved by					
	Jury	Nonjury	Total	Judgment	Settlement	Default Judgment	Dismiss	Other		Trial	Sum Jud	Settle	Default J	Dismiss	Other
Act on Neg Inst	0	0	0	0	1	2	2	0	5	0%	0%	20%	40%	40%	0%
Asbestos	0	0	0	0	0	0	0	0	0	0%	0%	0%	0%	0%	0%
Assault & Bat	0	0	0	0	0	1	1	0	2	0%	0%	0%	50%	50%	0%
Auto - Pers Inj	13	0	13	0	127	2	146	18	306	4%	0%	42%	1%	48%	6%
Auto - Property	0	0	0	0	1	0	5	1	7	0%	0%	14%	0%	71%	14%
Book Account	0	0	0	1	23	39	25	3	91	0%	1%	25%	43%	27%	3%
Civil Rights	0	0	0	0	1	0	5	4	10	0%	0%	10%	0%	50%	40%
Complex Commer	0	0	0	0	1	0	0	0	1	0%	0%	100%	0%	0%	0%
Condemnation	0	0	0	0	0	0	0	1	1	0%	0%	0%	0%	0%	100%
Construction	0	1	1	0	3	1	3	0	8	13%	0%	38%	13%	38%	0%
Contract/Commer	2	3	5	0	19	12	27	14	77	6%	0%	25%	16%	35%	18%
Employment	0	0	0	0	1	0	3	1	5	0%	0%	20%	0%	60%	20%
Lieu of P. Writ	0	0	0	0	1	0	8	2	11	0%	0%	9%	0%	73%	18%
Medical Malprac	0	0	0	0	12	0	7	2	21	0%	0%	57%	0%	33%	10%
Name Change	0	0	0	0	0	0	25	36	61	0%	0%	0%	0%	41%	59%
Other Insurance	0	0	0	0	1	0	7	2	10	0%	0%	10%	0%	70%	20%
Other MCL	0	0	0	0	0	0	0	0	0	0%	0%	0%	0%	0%	0%
Other Track 1	1	1	2	0	19	1	33	29	84	2%	0%	23%	1%	39%	35%
Other Track 3	1	0	1	0	14	0	20	4	39	3%	0%	36%	0%	51%	10%
Other Track 4	0	0	0	0	2	1	2	1	6	0%	0%	33%	17%	33%	17%
Personal Injury	0	0	0	3	50	1	67	13	134	0%	2%	37%	1%	50%	10%
Prod Liability	0	0	0	0	0	0	1	0	1	0%	0%	0%	0%	100%	0%
Prof Malpractic	0	0	0	0	2	0	0	0	2	0%	0%	100%	0%	0%	0%
PIP Coverage	0	0	0	1	2	0	3	0	6	0%	17%	33%	0%	50%	0%
Real Property	0	0	0	1	2	1	2	0	6	0%	17%	33%	17%	33%	0%
Tort Other	0	0	0	0	7	2	17	8	34	0%	0%	21%	6%	50%	24%
Toxic Tort	0	0	0	0	0	0	0	0	0	0%	0%	0%	0%	0%	0%
UM/UIM Bod Inj	2	0	2	0	9	0	9	0	20	10%	0%	45%	0%	45%	0%
<b>Total</b>	<b>19</b>	<b>5</b>	<b>24</b>	<b>6</b>	<b>298</b>	<b>63</b>	<b>418</b>	<b>139</b>	<b>948</b>	<b>3%</b>	<b>1%</b>	<b>31%</b>	<b>7%</b>	<b>44%</b>	<b>15%</b>

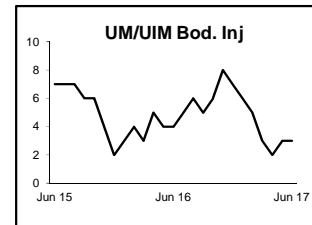
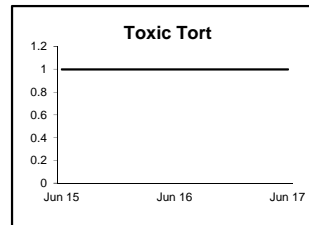
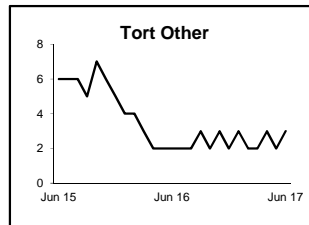
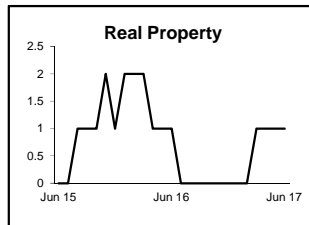
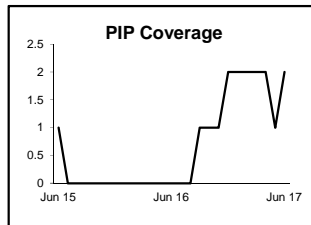
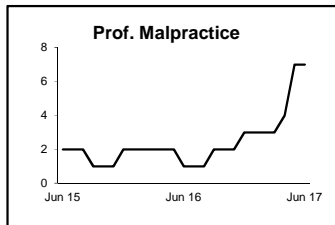
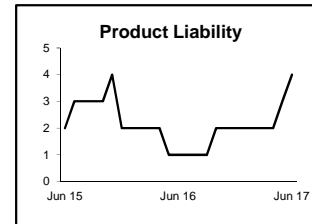
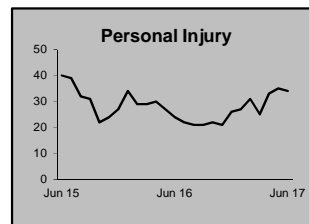
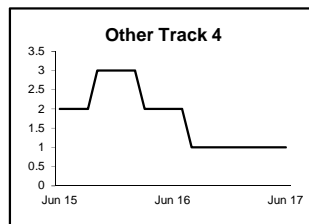
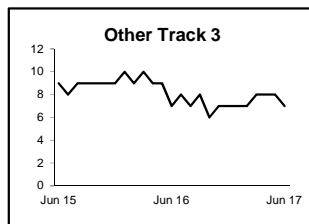
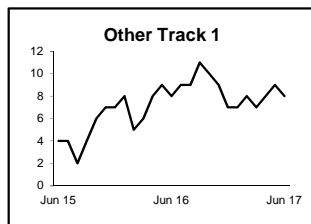
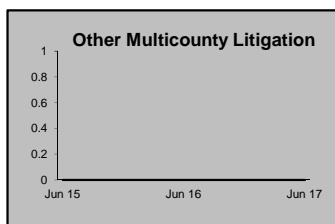
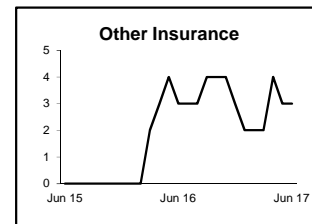

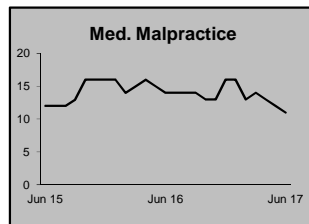
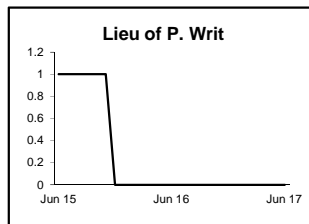
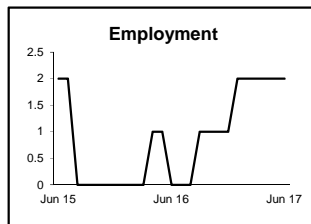
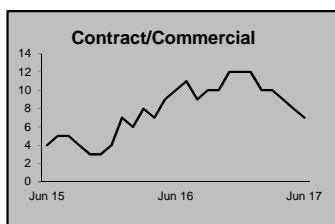
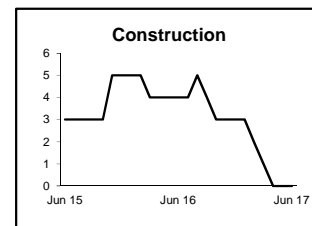
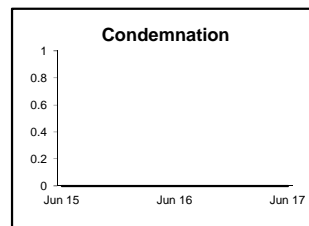
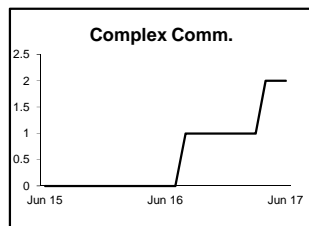
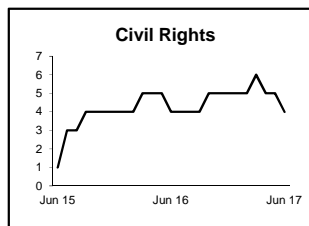
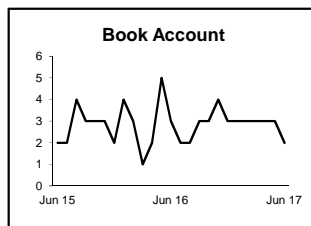
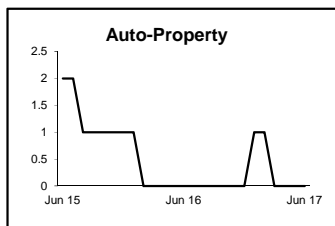
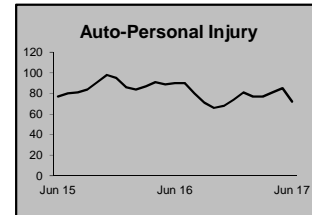
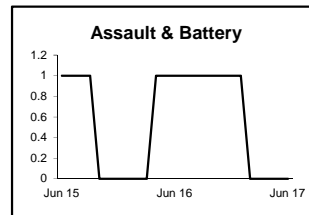
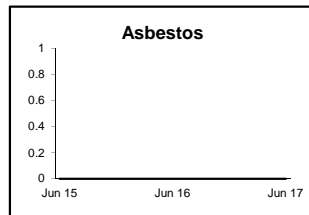
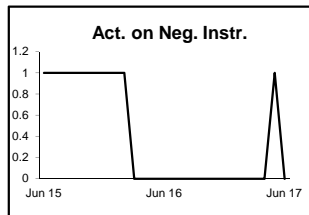
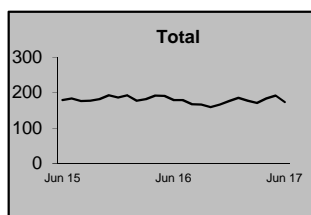
Monthly Resolutions



NOTE: Some Multicounty Litigation (MCL) cases were transferred in November 2014: Atlantic to Bergen = 8,935; Atlantic to Middlesex = 4,070.

## CIVIL BACKLOG BY CASETYPE JUNE 2017 CUMBERLAND

	Total Backlog	% chg
Jun 15	180	
Jun 16	180	0%
Jun 17	174	-3%



1) Casetypes with the state's largest backlogs are highlighted.

2) Some Multicounty Litigation (MCL) cases were transferred in November 2014: Atlantic to Bergen = 8,935; Atlantic to Middlesex = 4,070.

**CIVIL CASELOAD SUMMARY BY CASETYPE**  
**JULY 2016 - JULY 2017**  
**ESSEX**

	Filings			Resolutions			Clearance		Backlog			Backlog Percent		Backlog Per 100		Active Pending		
	Jul 2015	Jul 2016	percent change	Jul 2015	Jul 2016	percent change	Jul 2016 - Jun 2017		Jun 2016	Jun 2017	percent change	Jun 2016	Jun 2017	Monthly Filings		Jun 2016	Jun 2017	percent change
	to Jun 2016	to Jun 2017		to Jun 2016	to Jun 2017		number	percent						Jun 2016	Jun 2017			
Act on Neg Inst	37	<b>26</b>	-30%	38	<b>33</b>	-13%	<b>7</b>	<b>127%</b>	3	<b>3</b>	0%	13%	<b>17%</b>	97	<b>138</b>	24	<b>18</b>	-25%
Asbestos	0	<b>0</b>	0%	1	<b>0</b>	-100%	<b>0</b>	<b>100%</b>	0	<b>0</b>	0%	0%	<b>0%</b>	0	<b>0</b>	0	<b>0</b>	0%
Assault & Bat	37	<b>22</b>	-41%	28	<b>28</b>	0%	<b>6</b>	<b>127%</b>	7	<b>3</b>	-57%	15%	<b>6%</b>	227	<b>164</b>	48	<b>48</b>	0%
Auto - Pers Inj	3,944	<b>4,182</b>	6%	3,888	<b>3,717</b>	-4%	<b>-465</b>	<b>89%</b>	792	<b>911</b>	15%	17%	<b>18%</b>	241	<b>261</b>	4,594	<b>5,075</b>	10%
Auto - Property	63	<b>65</b>	3%	61	<b>61</b>	0%	<b>-4</b>	<b>94%</b>	6	<b>10</b>	67%	11%	<b>17%</b>	114	<b>185</b>	55	<b>59</b>	7%
Book Account	1,075	<b>1,140</b>	6%	1,229	<b>1,048</b>	-15%	<b>-92</b>	<b>92%</b>	49	<b>38</b>	-22%	8%	<b>6%</b>	55	<b>40</b>	590	<b>678</b>	15%
Civil Rights	54	<b>44</b>	-19%	56	<b>49</b>	-13%	<b>5</b>	<b>111%</b>	13	<b>8</b>	-38%	26%	<b>18%</b>	289	<b>218</b>	50	<b>45</b>	-10%
Complex Comme	20	<b>24</b>	20%	30	<b>21</b>	-30%	<b>-3</b>	<b>88%</b>	8	<b>17</b>	113%	21%	<b>40%</b>	480	<b>850</b>	38	<b>42</b>	11%
Condemnation	9	<b>6</b>	-33%	6	<b>8</b>	33%	<b>2</b>	<b>133%</b>	3	<b>3</b>	0%	25%	<b>30%</b>	400	<b>600</b>	12	<b>10</b>	-17%
Construction	66	<b>72</b>	9%	44	<b>63</b>	43%	<b>-9</b>	<b>88%</b>	18	<b>21</b>	17%	23%	<b>23%</b>	327	<b>350</b>	80	<b>91</b>	14%
Contract/Comme	685	<b>603</b>	-12%	703	<b>648</b>	-8%	<b>45</b>	<b>107%</b>	60	<b>54</b>	-10%	11%	<b>11%</b>	105	<b>107</b>	525	<b>488</b>	-7%
Employment	35	<b>32</b>	-9%	38	<b>23</b>	-39%	<b>-9</b>	<b>72%</b>	2	<b>7</b>	250%	8%	<b>20%</b>	69	<b>263</b>	25	<b>35</b>	40%
Lieu of P. Writ	38	<b>29</b>	-24%	59	<b>26</b>	-56%	<b>-3</b>	<b>90%</b>	9	<b>17</b>	89%	20%	<b>36%</b>	284	<b>703</b>	44	<b>47</b>	7%
Medical Malprac	147	<b>157</b>	7%	152	<b>153</b>	1%	<b>-4</b>	<b>97%</b>	79	<b>86</b>	9%	28%	<b>30%</b>	645	<b>657</b>	279	<b>287</b>	3%
Name Change	308	<b>360</b>	17%	289	<b>384</b>	33%	<b>24</b>	<b>107%</b>	0	<b>0</b>	0%	0%	<b>0%</b>	0	<b>0</b>	75	<b>51</b>	-32%
Other Insurance	90	<b>102</b>	13%	92	<b>101</b>	10%	<b>-1</b>	<b>99%</b>	33	<b>22</b>	-33%	40%	<b>27%</b>	440	<b>259</b>	82	<b>83</b>	1%
Other MCL	0	<b>4</b>		0	<b>2</b>		<b>-2</b>	<b>50%</b>	0	<b>0</b>	0%	0%	<b>0%</b>	0	<b>0</b>	0	<b>0</b>	0%
Other Track 1	531	<b>526</b>	-1%	530	<b>525</b>	-1%	<b>-1</b>	<b>100%</b>	28	<b>36</b>	29%	12%	<b>15%</b>	63	<b>82</b>	237	<b>236</b>	0%
Other Track 3	269	<b>203</b>	-25%	258	<b>241</b>	-7%	<b>38</b>	<b>119%</b>	35	<b>41</b>	17%	11%	<b>14%</b>	156	<b>242</b>	319	<b>285</b>	-11%
Other Track 4	42	<b>26</b>	-38%	36	<b>34</b>	-6%	<b>8</b>	<b>131%</b>	16	<b>17</b>	6%	25%	<b>30%</b>	457	<b>785</b>	65	<b>56</b>	-14%
Personal Injury	2,001	<b>1,788</b>	-11%	1,758	<b>1,823</b>	4%	<b>35</b>	<b>102%</b>	463	<b>523</b>	13%	18%	<b>21%</b>	278	<b>351</b>	2,511	<b>2,468</b>	-2%
Prod Liability	35	<b>30</b>	-14%	42	<b>37</b>	-12%	<b>7</b>	<b>123%</b>	14	<b>9</b>	-36%	24%	<b>16%</b>	480	<b>360</b>	58	<b>55</b>	-5%
Prof Malpractic	75	<b>72</b>	-4%	94	<b>62</b>	-34%	<b>-10</b>	<b>86%</b>	21	<b>23</b>	10%	21%	<b>20%</b>	336	<b>383</b>	102	<b>116</b>	14%
PIP Coverage	32	<b>34</b>	6%	43	<b>28</b>	-35%	<b>-6</b>	<b>82%</b>	5	<b>1</b>	-80%	33%	<b>5%</b>	188	<b>35</b>	15	<b>21</b>	40%
Real Property	56	<b>64</b>	14%	68	<b>59</b>	-13%	<b>-5</b>	<b>92%</b>	10	<b>8</b>	-20%	29%	<b>20%</b>	214	<b>150</b>	35	<b>40</b>	14%
Tort Other	194	<b>198</b>	2%	191	<b>172</b>	-10%	<b>-26</b>	<b>87%</b>	27	<b>39</b>	44%	15%	<b>19%</b>	167	<b>236</b>	183	<b>208</b>	14%
Toxic Tort	6	<b>5</b>	-17%	12	<b>6</b>	-50%	<b>1</b>	<b>120%</b>	2	<b>3</b>	50%	18%	<b>30%</b>	400	<b>720</b>	11	<b>10</b>	-9%
UM/UIIM Bod Inj	201	<b>241</b>	20%	166	<b>171</b>	3%	<b>-70</b>	<b>71%</b>	22	<b>34</b>	55%	11%	<b>12%</b>	131	<b>169</b>	209	<b>282</b>	35%
<b>Total</b>	<b>10,050</b>	<b>10,055</b>	<b>0%</b>	<b>9,912</b>	<b>9,523</b>	<b>-4%</b>	<b>-532</b>	<b>95%</b>	<b>1,725</b>	<b>1,934</b>	<b>12%</b>	<b>17%</b>	<b>18%</b>	<b>206</b>	<b>231</b>	<b>10,266</b>	<b>10,834</b>	<b>6%</b>

NOTE: Some Multicounty Litigation (MCL) cases were transferred in November 2014: Atlantic to Bergen = 8,935; Atlantic to Middlesex = 4,070.

**CIVIL BACKLOG SUMMARY BY CASETYPE**

**JUNE 2017**

**ESSEX**

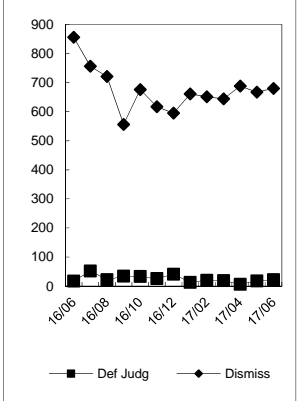
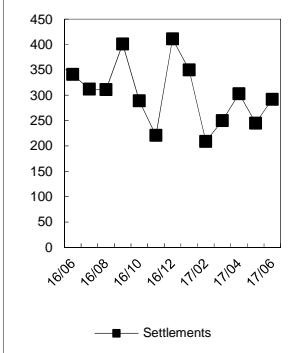
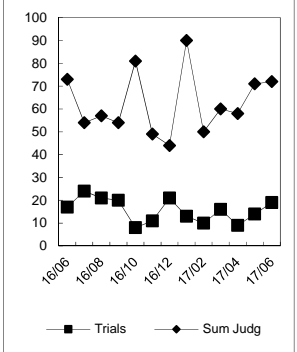
	Cases in Backlog															
	Track 1					Track 2				Track 3			Track 4			Total Backlog
	12 to 18 months	18 to 24 months	24 to 36 months	over 36 months	Total Track 1	18 to 24 months	24 to 36 months	over 36 months	Total Track 2	24 to 36 months	over 36 months	Total Track 3	24 to 36 months	over 36 months	Total Track 4	
Act on Neg Inst	1	2	0	0	3	0	0	0	0	0	0	0	0	0	0	3
Asbestos	0	0	0	0	0	0	0	0	0	0	0	0	0	0	0	0
Assault & Bat	0	0	0	0	0	0	0	0	0	1	2	3	0	0	0	3
Auto - Pers Inj	0	0	0	0	0	601	269	41	911	0	0	0	0	0	0	911
Auto - Property	0	0	0	0	0	5	5	0	10	0	0	0	0	0	0	10
Book Account	28	7	3	0	38	0	0	0	0	0	0	0	0	0	0	38
Civil Rights	0	0	0	0	0	0	0	0	0	4	4	8	0	0	0	8
Complex Comme	0	0	0	0	0	0	0	0	0	0	0	0	11	6	17	17
Condemnation	0	0	0	0	0	0	0	0	0	1	2	3	0	0	0	3
Construction	0	0	0	0	0	8	9	4	21	0	0	0	0	0	0	21
Contract/Comme	0	0	0	0	0	26	17	11	54	0	0	0	0	0	0	54
Employment	0	0	0	0	0	4	3	0	7	0	0	0	0	0	0	7
Lieu of P. Writ	0	0	0	0	0	0	0	0	0	0	0	0	9	8	17	17
Medical Malprac	0	0	0	0	0	0	0	0	0	52	34	86	0	0	0	86
Name Change	0	0	0	0	0	0	0	0	0	0	0	0	0	0	0	0
Other Insurance	7	3	5	7	22	0	0	0	0	0	0	0	0	0	0	22
Other MCL	0	0	0	0	0	0	0	0	0	0	0	0	0	0	0	0
Other Track 1	21	9	5	0	35	0	1	0	1	0	0	0	0	0	0	36
Other Track 3	0	0	0	0	0	0	0	0	0	36	5	41	0	0	0	41
Other Track 4	0	0	0	0	0	0	0	0	0	0	0	0	8	9	17	17
Personal Injury	0	0	0	0	0	323	164	35	522	0	0	0	0	1	1	523
Prod Liability	0	0	0	0	0	0	0	0	0	4	5	9	0	0	0	9
Prof Malpractic	0	0	0	0	0	0	0	0	0	16	7	23	0	0	0	23
PIP Coverage	0	0	1	0	1	0	0	0	0	0	0	0	0	0	0	1
Real Property	3	3	2	0	8	0	0	0	0	0	0	0	0	0	0	8
Tort Other	0	0	0	0	0	21	14	4	39	0	0	0	0	0	0	39
Toxic Tort	0	0	0	0	0	0	0	0	0	3	0	3	0	0	0	3
UM/UIM Bod Inj	0	0	1	0	1	21	10	2	33	0	0	0	0	0	0	34
<b>Total</b>	<b>60</b>	<b>24</b>	<b>17</b>	<b>7</b>	<b>108</b>	<b>1,009</b>	<b>492</b>	<b>97</b>	<b>1,598</b>	<b>117</b>	<b>59</b>	<b>176</b>	<b>28</b>	<b>24</b>	<b>52</b>	<b>1,934</b>

NOTE: Some Multicounty Litigation (MCL) cases were transferred in November 2014: Atlantic to Bergen = 8,935; Atlantic to Middlesex = 4,070.

**CIVIL RESOLUTION SUMMARY BY CASETYPE**  
**JULY 2016 - JUNE 2017**  
**ESSEX**

	Trial			Summary					Total	Percent resolved by					
	Jury	Nonjury	Total	Judgment	Settlement	Default Judgment	Dismiss	Other		Trial	Sum Jud	Settle	Default J	Dismiss	Other
Act on Neg Inst	0	0	0	5	1	9	18	0	33	0%	15%	3%	27%	55%	0%
Asbestos	0	0	0	0	0	0	0	0	0	0%	0%	0%	0%	0%	0%
Assault & Bat	1	0	1	0	8	0	18	1	28	4%	0%	29%	0%	64%	4%
Auto - Pers Inj	62	0	62	60	1,001	8	2,345	241	3,717	2%	2%	27%	0%	63%	6%
Auto - Property	0	0	0	1	17	6	33	4	61	0%	2%	28%	10%	54%	7%
Book Account	2	0	2	92	133	409	403	9	1,048	0%	9%	13%	39%	38%	1%
Civil Rights	0	0	0	2	9	0	27	11	49	0%	4%	18%	0%	55%	22%
Complex Commer	0	0	0	1	4	0	11	5	21	0%	5%	19%	0%	52%	24%
Condemnation	0	0	0	2	0	0	6	0	8	0%	25%	0%	0%	75%	0%
Construction	0	1	1	5	20	3	31	3	63	2%	8%	32%	5%	49%	5%
Contract/Commer	2	8	10	58	94	73	389	24	648	2%	9%	15%	11%	60%	4%
Employment	1	0	1	0	6	0	8	8	23	4%	0%	26%	0%	35%	35%
Lieu of P. Writ	0	0	0	1	3	0	20	2	26	0%	4%	12%	0%	77%	8%
Medical Malprac	5	0	5	1	45	0	94	8	153	3%	1%	29%	0%	61%	5%
Name Change	0	0	0	0	0	0	83	301	384	0%	0%	0%	0%	22%	78%
Other Insurance	0	0	0	6	10	2	71	12	101	0%	6%	10%	2%	70%	12%
Other MCL	0	0	0	0	0	1	0	1	2	0%	0%	0%	50%	0%	50%
Other Track 1	0	3	3	19	69	8	400	26	525	1%	4%	13%	2%	76%	5%
Other Track 3	8	1	9	2	58	1	140	31	241	4%	1%	24%	0%	58%	13%
Other Track 4	0	0	0	5	5	0	24	0	34	0%	15%	15%	0%	71%	0%
Personal Injury	21	0	21	34	544	6	1,121	97	1,823	1%	2%	30%	0%	61%	5%
Prod Liability	1	0	1	0	11	0	17	8	37	3%	0%	30%	0%	46%	22%
Prof Malpractic	0	0	0	0	14	0	44	4	62	0%	0%	23%	0%	71%	6%
PIP Coverage	0	0	0	1	2	0	25	0	28	0%	4%	7%	0%	89%	0%
Real Property	0	1	1	8	6	1	43	0	59	2%	14%	10%	2%	73%	0%
Tort Other	1	0	1	8	30	4	116	13	172	1%	5%	17%	2%	67%	8%
Toxic Tort	0	0	0	2	2	0	1	1	6	0%	33%	33%	0%	17%	17%
UM/UM Bod Inj	5	0	5	7	44	1	102	12	171	3%	4%	26%	1%	60%	7%
<b>Total</b>	<b>109</b>	<b>14</b>	<b>123</b>	<b>320</b>	<b>2,136</b>	<b>532</b>	<b>5,590</b>	<b>822</b>	<b>9,523</b>	<b>1%</b>	<b>3%</b>	<b>22%</b>	<b>6%</b>	<b>59%</b>	<b>9%</b>

Monthly Resolutions

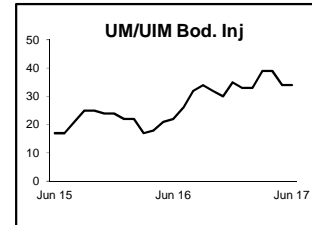
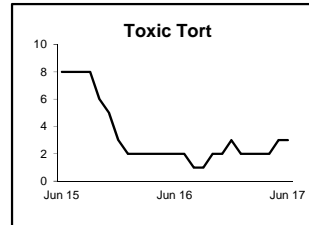
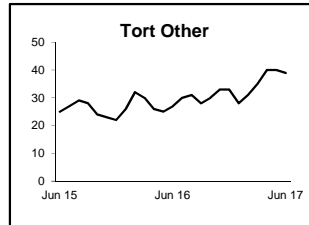
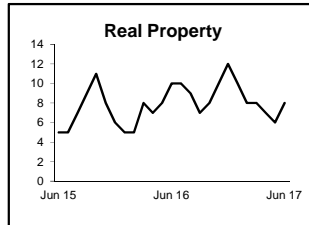
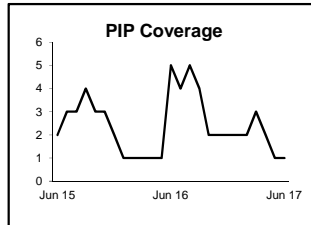
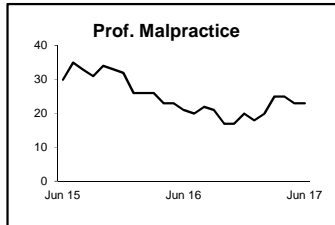
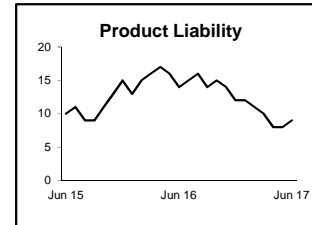
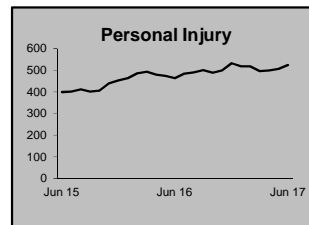
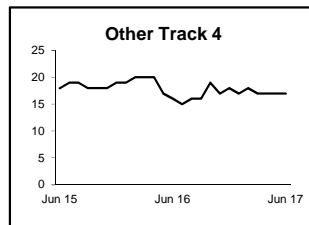
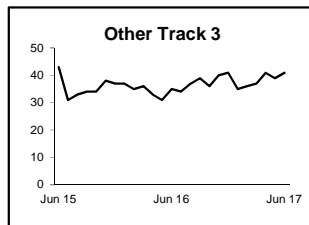
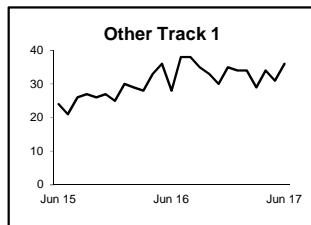
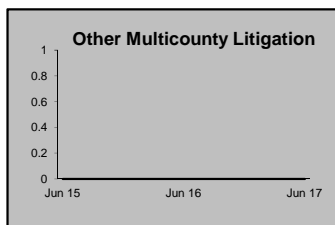
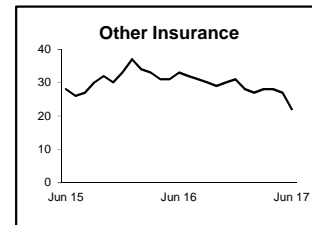
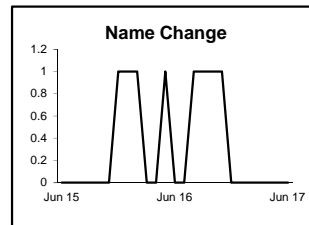
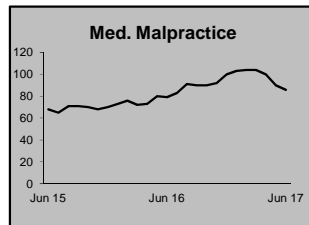
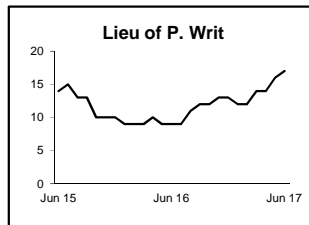
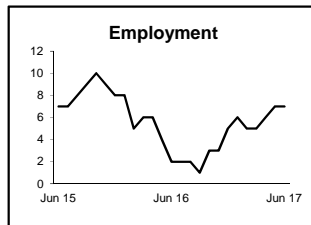
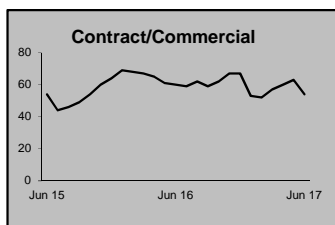
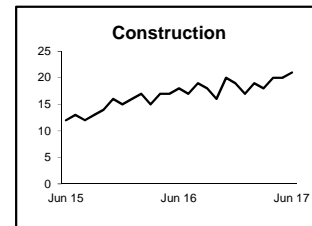
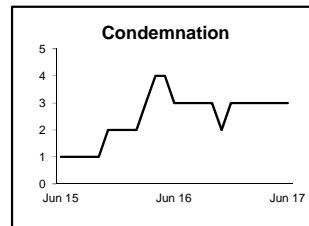
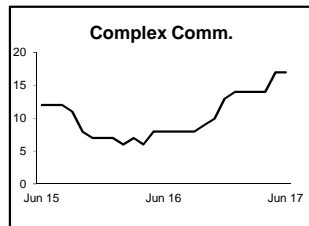
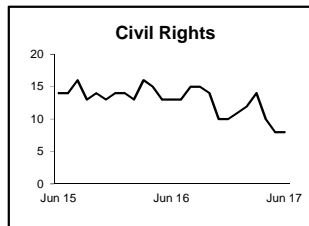
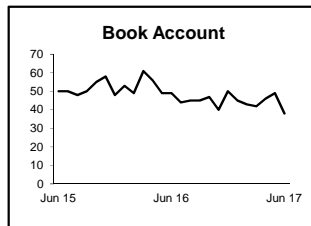
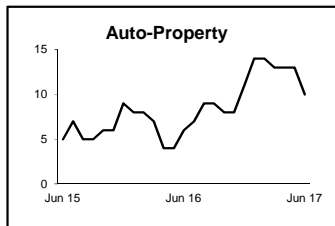
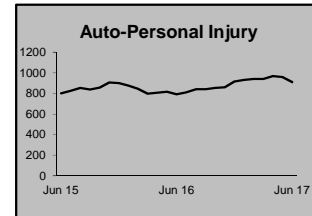
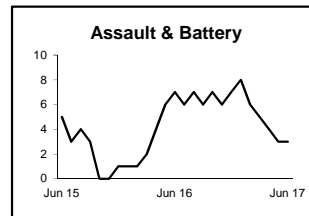
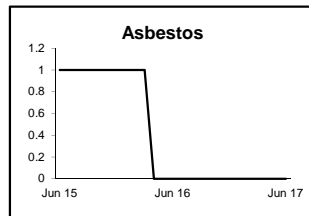
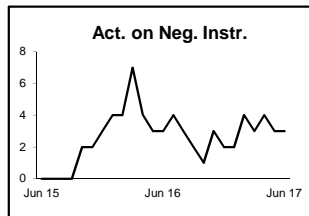
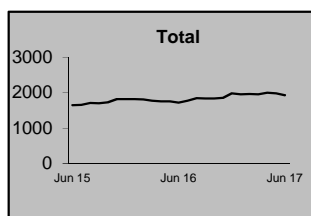


NOTE: Some Multicounty Litigation (MCL) cases were transferred in November 2014: Atlantic to Bergen = 8,935; Atlantic to Middlesex = 4,070.



**CIVIL BACKLOG BY CASETYPE  
JUNE 2017  
ESSEX**

	<b>Total Backlog</b>	<b>% chg</b>
Jun 15	1,653	
Jun 16	1,725	4%
Jun 17	1,934	12%



1) Casetypes with the state's largest backlogs are highlighted.

2) Some Multicounty Litigation (MCL) cases were transferred in November 2014: Atlantic to Bergen = 8,935; Atlantic to Middlesex = 4,070.

**CIVIL CASELOAD SUMMARY BY CASETYPE**  
**JULY 2016 - JULY 2017**  
**GLOUCESTER**

	Filings			Resolutions			Clearance		Backlog			Backlog Percent		Backlog Per 100 Monthly Filings		Active Pending		
	Jul 2015 to Jun 2016	Jul 2016 to Jun 2017	percent change	Jul 2015 to Jun 2016	Jul 2016 to Jun 2017	percent change	Jul 2016 - Jun 2017		Jun 2016	Jun 2017	percent change	Jun 2016	Jun 2017	Jun 2016	Jun 2017	Jun 2016	Jun 2017	percent change
	number	percent	number	percent														
Act on Neg Inst	14	4	-71%	8	9	13%	5	225%	0	0	0%	0%	0%	0	0	7	2	-71%
Asbestos	0	0	0%	0	0	0%	0	100%	0	0	0%	0%	0%	0	0	0	0	0%
Assault & Bat	4	3	-25%	5	3	-40%	0	100%	1	1	0%	14%	14%	300	400	7	7	0%
Auto - Pers Inj	450	492	9%	515	429	-17%	-63	87%	71	76	7%	14%	13%	189	185	507	577	14%
Auto - Property	17	12	-29%	20	8	-60%	-4	67%	1	5	400%	9%	33%	71	500	11	15	36%
Book Account	209	281	34%	271	237	-13%	-44	84%	6	7	17%	6%	5%	34	30	97	140	44%
Civil Rights	8	10	25%	7	12	71%	2	120%	2	1	-50%	22%	14%	300	120	9	7	-22%
Complex Comme	2	1	-50%	3	2	-33%	1	200%	0	0	0%	0%	0%	0	0	1	0	-100%
Condemnation	1	1	0%	3	2	-33%	1	200%	0	0	0%	0%	0%	0	0	2	1	-50%
Construction	9	14	56%	11	12	9%	-2	86%	2	1	-50%	20%	8%	267	86	10	13	30%
Contract/Comme	199	203	2%	228	172	-25%	-31	85%	9	12	33%	7%	7%	54	71	133	166	25%
Employment	6	10	67%	9	9	0%	-1	90%	1	0	-100%	20%	0%	200	0	5	5	0%
Lieu of P. Writ	17	16	-6%	18	17	-6%	1	106%	2	1	-50%	15%	8%	141	75	13	12	-8%
Medical Malprac	38	20	-47%	29	24	-17%	4	120%	11	8	-27%	21%	16%	347	480	52	51	-2%
Name Change	89	56	-37%	89	68	-24%	12	121%	0	0	0%	0%	0%	0	0	17	6	-65%
Other Insurance	27	27	0%	24	31	29%	4	115%	7	10	43%	24%	36%	311	444	29	28	-3%
Other MCL	0	0	0%	0	0	0%	0	100%	0	0	0%	0%	0%	0	0	0	0	0%
Other Track 1	164	159	-3%	132	169	28%	10	106%	6	5	-17%	7%	7%	44	38	90	76	-16%
Other Track 3	49	53	8%	45	54	20%	1	102%	6	5	-17%	10%	8%	147	113	59	62	5%
Other Track 4	69	6	-91%	70	24	-66%	18	400%	11	9	-18%	23%	31%	191	1,800	48	29	-40%
Personal Injury	263	230	-13%	228	240	5%	10	104%	39	48	23%	13%	17%	178	250	296	283	-4%
Prod Liability	2	9	350%	7	11	57%	2	122%	1	0	-100%	13%	0%	600	0	8	7	-13%
Prof Malpractic	16	11	-31%	9	16	78%	5	145%	4	6	50%	15%	29%	300	655	27	21	-22%
PIP Coverage	6	4	-33%	12	5	-58%	1	125%	0	0	0%	0%	0%	0	0	3	2	-33%
Real Property	9	7	-22%	6	6	0%	-1	86%	1	2	100%	25%	40%	133	343	4	5	25%
Tort Other	44	34	-23%	40	44	10%	10	129%	2	5	150%	5%	18%	55	176	39	28	-28%
Toxic Tort	3	6	100%	0	4		-2	67%	6	12	100%	38%	71%	2,400	2,400	16	17	6%
UM/UIIM Bod Inj	34	34	0%	32	32	0%	-2	94%	6	9	50%	13%	17%	212	318	48	52	8%
<b>Total</b>	<b>1,749</b>	<b>1,703</b>	<b>-3%</b>	<b>1,821</b>	<b>1,640</b>	<b>-10%</b>	<b>-63</b>	<b>96%</b>	<b>195</b>	<b>223</b>	<b>14%</b>	<b>13%</b>	<b>14%</b>	<b>134</b>	<b>157</b>	<b>1,538</b>	<b>1,612</b>	<b>5%</b>

NOTE: Some Multicounty Litigation (MCL) cases were transferred in November 2014: Atlantic to Bergen = 8,935; Atlantic to Middlesex = 4,070.

**CIVIL BACKLOG SUMMARY BY CASETYPE**

**JUNE 2017**

**GLOUCESTER**

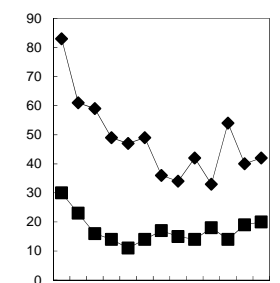
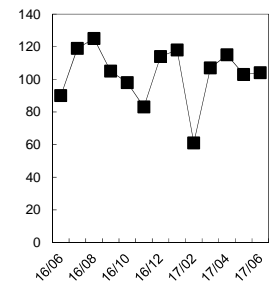
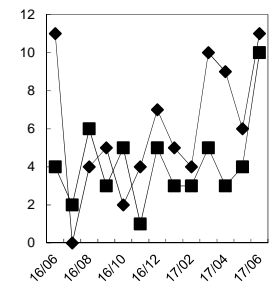
	Cases in Backlog															
	Track 1					Track 2				Track 3			Track 4			Total Backlog
	12 to 18 months	18 to 24 months	24 to 36 months	over 36 months	Total Track 1	18 to 24 months	24 to 36 months	over 36 months	Total Track 2	24 to 36 months	over 36 months	Total Track 3	24 to 36 months	over 36 months	Total Track 4	
Act on Neg Inst	0	0	0	0	0	0	0	0	0	0	0	0	0	0	0	0
Asbestos	0	0	0	0	0	0	0	0	0	0	0	0	0	0	0	0
Assault & Bat	0	0	0	0	0	0	0	0	0	0	1	1	0	0	0	1
Auto - Pers Inj	0	0	0	0	0	61	14	1	76	0	0	0	0	0	0	76
Auto - Property	0	0	0	0	0	5	0	0	5	0	0	0	0	0	0	5
Book Account	5	2	0	0	7	0	0	0	0	0	0	0	0	0	0	7
Civil Rights	0	0	0	0	0	0	0	0	0	1	0	1	0	0	0	1
Complex Comme	0	0	0	0	0	0	0	0	0	0	0	0	0	0	0	0
Condemnation	0	0	0	0	0	0	0	0	0	0	0	0	0	0	0	0
Construction	0	0	0	0	0	0	1	0	1	0	0	0	0	0	0	1
Contract/Comme	0	0	0	0	0	6	4	2	12	0	0	0	0	0	0	12
Employment	0	0	0	0	0	0	0	0	0	0	0	0	0	0	0	0
Lieu of P. Writ	0	0	0	0	0	0	0	0	0	0	0	0	1	0	1	1
Medical Malprac	0	0	0	0	0	0	0	0	0	4	4	8	0	0	0	8
Name Change	0	0	0	0	0	0	0	0	0	0	0	0	0	0	0	0
Other Insurance	7	1	1	1	10	0	0	0	0	0	0	0	0	0	0	10
Other MCL	0	0	0	0	0	0	0	0	0	0	0	0	0	0	0	0
Other Track 1	2	1	1	0	4	0	1	0	1	0	0	0	0	0	0	5
Other Track 3	0	0	0	0	0	0	0	0	0	4	1	5	0	0	0	5
Other Track 4	0	0	1	0	1	0	0	0	0	0	0	0	1	7	8	9
Personal Injury	0	0	0	0	0	32	14	2	48	0	0	0	0	0	0	48
Prod Liability	0	0	0	0	0	0	0	0	0	0	0	0	0	0	0	0
Prof Malpractic	0	0	0	0	0	0	0	0	0	4	2	6	0	0	0	6
PIP Coverage	0	0	0	0	0	0	0	0	0	0	0	0	0	0	0	0
Real Property	1	0	0	1	2	0	0	0	0	0	0	0	0	0	0	2
Tort Other	0	0	0	0	0	4	1	0	5	0	0	0	0	0	0	5
Toxic Tort	0	0	0	0	0	0	0	0	0	7	5	12	0	0	0	12
UM/UIM Bod Inj	1	0	0	0	1	4	4	0	8	0	0	0	0	0	0	9
<b>Total</b>	<b>16</b>	<b>4</b>	<b>3</b>	<b>2</b>	<b>25</b>	<b>112</b>	<b>39</b>	<b>5</b>	<b>156</b>	<b>20</b>	<b>13</b>	<b>33</b>	<b>2</b>	<b>7</b>	<b>9</b>	<b>223</b>

NOTE: Some Multicounty Litigation (MCL) cases were transferred in November 2014: Atlantic to Bergen = 8,935; Atlantic to Middlesex = 4,070.

**CIVIL RESOLUTION SUMMARY BY CASETYPE**  
**JULY 2016 - JUNE 2017**  
**GLOUCESTER**

	Trial			Summary					Total	Percent resolved by					
	Jury	Nonjury	Total	Judgment	Settlement	Default Judgment	Dismiss	Other		Trial	Sum Jud	Settle	Default J	Dismiss	Other
Act on Neg Inst	0	0	0	1	1	5	2	0	9	0%	11%	11%	56%	22%	0%
Asbestos	0	0	0	0	0	0	0	0	0	0%	0%	0%	0%	0%	0%
Assault & Bat	0	0	0	0	1	0	2	0	3	0%	0%	33%	0%	67%	0%
Auto - Pers Inj	13	0	13	1	226	0	169	20	429	3%	0%	53%	0%	39%	5%
Auto - Property	0	0	0	0	4	1	3	0	8	0%	0%	50%	13%	38%	0%
Book Account	0	0	0	7	58	98	69	5	237	0%	3%	24%	41%	29%	2%
Civil Rights	0	0	0	0	3	0	8	1	12	0%	0%	25%	0%	67%	8%
Complex Commer	0	0	0	0	1	0	0	1	2	0%	0%	50%	0%	0%	50%
Condemnation	0	0	0	0	0	0	0	2	2	0%	0%	0%	0%	0%	100%
Construction	0	0	0	0	5	1	5	1	12	0%	0%	42%	8%	42%	8%
Contract/Commer	0	3	3	4	57	41	60	7	172	2%	2%	33%	24%	35%	4%
Employment	0	0	0	0	4	0	3	2	9	0%	0%	44%	0%	33%	22%
Lieu of P. Writ	0	3	3	1	4	0	8	1	17	18%	6%	24%	0%	47%	6%
Medical Malprac	2	0	2	1	14	0	5	2	24	8%	4%	58%	0%	21%	8%
Name Change	0	0	0	0	0	0	19	49	68	0%	0%	0%	0%	28%	72%
Other Insurance	0	1	1	2	13	3	10	2	31	3%	6%	42%	10%	32%	6%
Other MCL	0	0	0	0	0	0	0	0	0	0%	0%	0%	0%	0%	0%
Other Track 1	0	1	1	3	72	6	43	44	169	1%	2%	43%	4%	25%	26%
Other Track 3	1	0	1	4	21	1	24	3	54	2%	7%	39%	2%	44%	6%
Other Track 4	0	2	2	0	2	1	17	2	24	8%	0%	8%	4%	71%	8%
Personal Injury	3	0	3	8	114	5	94	16	240	1%	3%	48%	2%	39%	7%
Prod Liability	0	0	0	0	6	0	4	1	11	0%	0%	55%	0%	36%	9%
Prof Malpractic	0	0	0	2	6	0	7	1	16	0%	13%	38%	0%	44%	6%
PIP Coverage	0	0	0	0	1	0	3	1	5	0%	0%	20%	0%	60%	20%
Real Property	0	0	0	0	2	0	3	1	6	0%	0%	33%	0%	50%	17%
Tort Other	1	2	3	1	14	4	21	1	44	7%	2%	32%	9%	48%	2%
Toxic Tort	1	1	2	0	0	0	2	0	4	50%	0%	0%	0%	50%	0%
UM/UM Bod Inj	2	0	2	0	19	1	9	1	32	6%	0%	59%	3%	28%	3%
<b>Total</b>	<b>23</b>	<b>13</b>	<b>36</b>	<b>35</b>	<b>648</b>	<b>167</b>	<b>590</b>	<b>164</b>	<b>1,640</b>	<b>2%</b>	<b>2%</b>	<b>40%</b>	<b>10%</b>	<b>36%</b>	<b>10%</b>

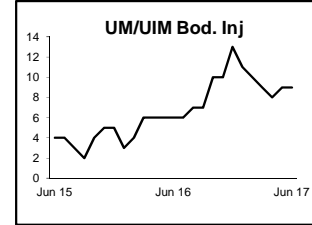
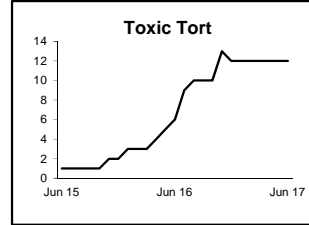
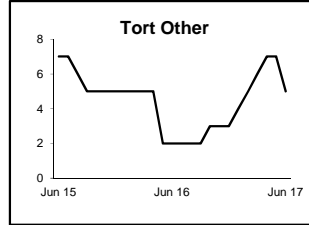
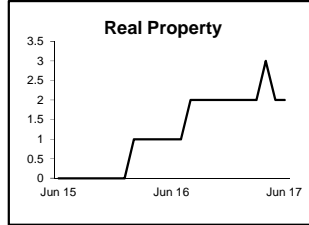
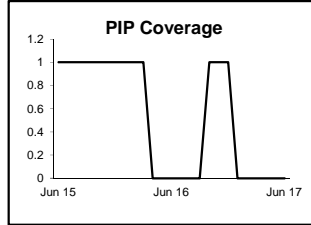
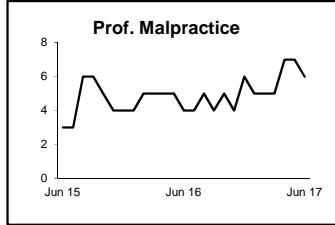
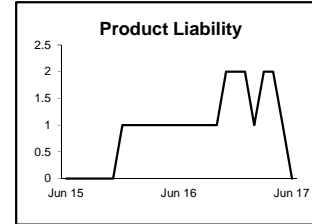
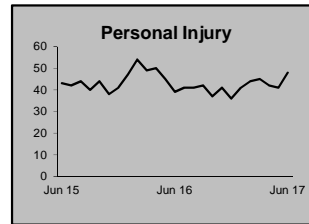
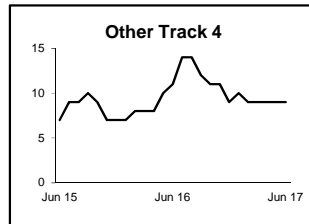
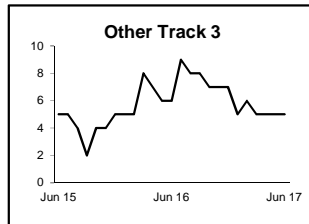
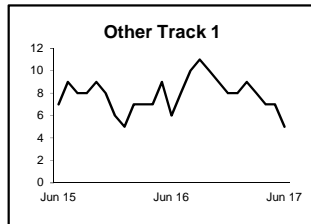
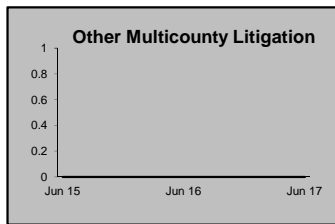
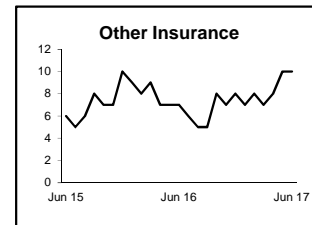
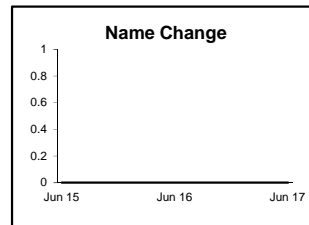
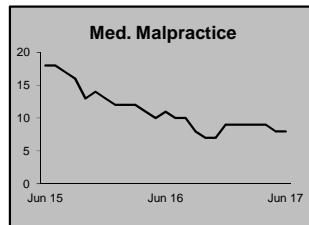
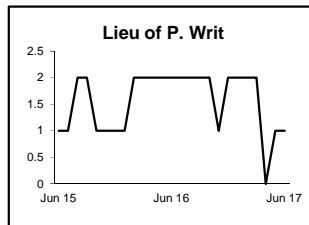
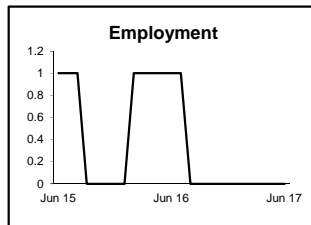
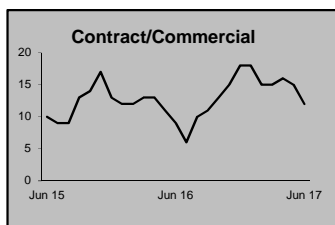
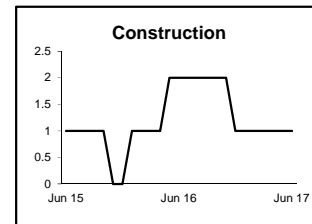
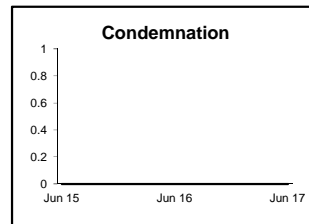
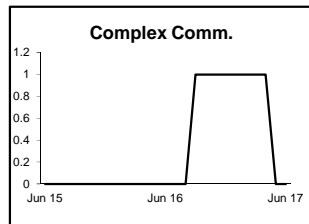
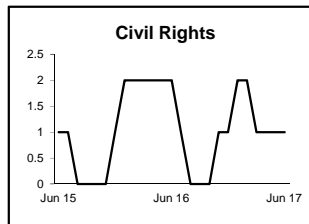
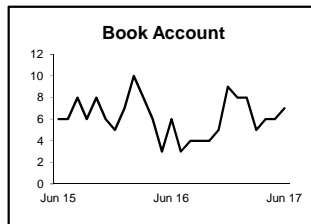
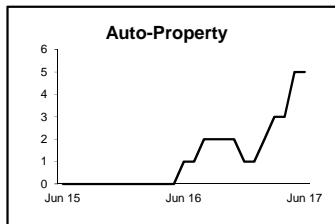
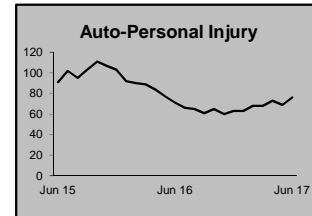
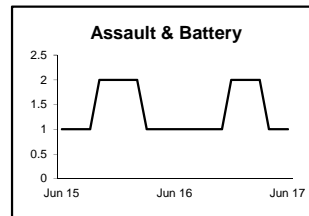
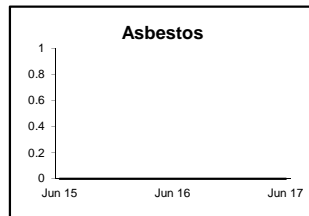
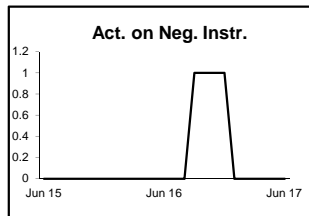
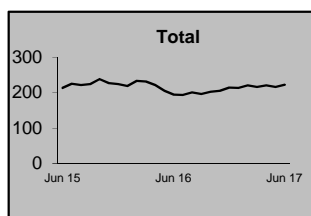
Monthly Resolutions



NOTE: Some Multicounty Litigation (MCL) cases were transferred in November 2014: Atlantic to Bergen = 8,935; Atlantic to Middlesex = 4,070.

## CIVIL BACKLOG BY CASETYPE JUNE 2017 GLOUCESTER

	Total Backlog	% chg
Jun 15	214	
Jun 16	195	-9%
Jun 17	223	14%



1) Casetypes with the state's largest backlogs are highlighted.

2) Some Multicounty Litigation (MCL) cases were transferred in November 2014: Atlantic to Bergen = 8,935; Atlantic to Middlesex = 4,070.

**CIVIL CASELOAD SUMMARY BY CASETYPE**  
**JULY 2016 - JULY 2017**  
**HUDSON**

	Filings			Resolutions			Clearance		Backlog			Backlog Percent		Backlog Per 100 Monthly Filings		Active Pending		
	Jul 2015 to Jun 2016	Jul 2016 to Jun 2017	percent change	Jul 2015 to Jun 2016	Jul 2016 to Jun 2017	percent change	Jul 2016 - Jun 2017		Jun 2016	Jun 2017	percent change	Jun 2016	Jun 2017	Jun 2016	Jun 2017	Jun 2016	Jun 2017	percent change
	number	percent																
Act on Neg Inst	18	13	-28%	25	19	-24%	6	146%	3	2	-33%	21%	25%	200	185	14	8	-43%
Asbestos	0	0	0%	0	0	0%	0	100%	0	0	0%	0%	0%	0	0	0	0	0%
Assault & Bat	11	12	9%	16	14	-13%	2	117%	3	5	67%	15%	25%	327	500	20	20	0%
Auto - Pers Inj	2,240	2,298	3%	2,438	2,161	-11%	-137	94%	294	336	14%	12%	13%	158	175	2,536	2,678	6%
Auto - Property	30	32	7%	28	31	11%	-1	97%	0	3		0%	11%	0	113	27	27	0%
Book Account	543	559	3%	624	559	-10%	0	100%	23	8	-65%	8%	3%	51	17	301	294	-2%
Civil Rights	36	31	-14%	33	37	12%	6	119%	4	4	0%	10%	12%	133	155	39	34	-13%
Complex Comme	11	16	45%	11	11	0%	-5	69%	8	9	13%	62%	32%	873	675	13	28	115%
Condemnation	4	7	75%	5	5	0%	-2	71%	0	0	0%	0%	0%	0	0	4	6	50%
Construction	48	48	0%	23	47	104%	-1	98%	8	13	63%	15%	24%	200	325	55	55	0%
Contract/Comme	453	491	8%	460	511	11%	20	104%	30	28	-7%	8%	8%	79	68	368	359	-2%
Employment	25	34	36%	21	23	10%	-11	68%	2	0	-100%	11%	0%	96	0	19	28	47%
Lieu of P. Writ	45	41	-9%	38	44	16%	3	107%	3	7	133%	10%	27%	80	205	30	26	-13%
Medical Malprac	64	46	-28%	65	57	-12%	11	124%	10	6	-40%	10%	7%	188	157	96	86	-10%
Name Change	236	253	7%	236	256	8%	3	101%	0	0	0%	0%	0%	0	0	36	37	3%
Other Insurance	46	47	2%	62	38	-39%	-9	81%	5	7	40%	16%	18%	130	179	31	38	23%
Other MCL	0	0	0%	0	0	0%	0	100%	0	0	0%	0%	0%	0	0	0	0	0%
Other Track 1	272	284	4%	255	255	0%	-29	90%	6	13	117%	6%	11%	26	55	101	115	14%
Other Track 3	115	133	16%	121	113	-7%	-20	85%	3	7	133%	3%	5%	31	63	115	136	18%
Other Track 4	33	13	-61%	25	26	4%	13	200%	9	6	-33%	24%	24%	327	554	38	25	-34%
Personal Injury	1,134	1,011	-11%	1,119	1,114	0%	103	110%	138	182	32%	10%	14%	146	216	1,402	1,290	-8%
Prod Liability	9	10	11%	22	12	-45%	2	120%	5	2	-60%	31%	12%	667	240	16	17	6%
Prof Malpractic	30	21	-30%	40	39	-3%	18	186%	9	3	-67%	20%	8%	360	171	46	39	-15%
PIP Coverage	9	8	-11%	11	8	-27%	0	100%	0	0	0%	0%	0%	0	0	7	6	-14%
Real Property	38	47	24%	47	43	-9%	-4	91%	3	2	-33%	12%	7%	95	51	25	28	12%
Tort Other	155	148	-5%	129	154	19%	6	104%	16	14	-13%	11%	11%	124	114	145	132	-9%
Toxic Tort	3	0	-100%	4	2	-50%	2	100%	1	1	0%	25%	50%	400		4	2	-50%
UM/UIIM Bod Inj	120	100	-17%	92	104	13%	4	104%	7	19	171%	5%	15%	70	228	128	125	-2%
<b>Total</b>	<b>5,728</b>	<b>5,703</b>	<b>0%</b>	<b>5,950</b>	<b>5,683</b>	<b>-4%</b>	<b>-20</b>	<b>100%</b>	<b>590</b>	<b>677</b>	<b>15%</b>	<b>11%</b>	<b>12%</b>	<b>124</b>	<b>142</b>	<b>5,616</b>	<b>5,639</b>	<b>0%</b>

NOTE: Some Multicounty Litigation (MCL) cases were transferred in November 2014: Atlantic to Bergen = 8,935; Atlantic to Middlesex = 4,070.

**CIVIL BACKLOG SUMMARY BY CASETYPE**

**JUNE 2017**

**HUDSON**

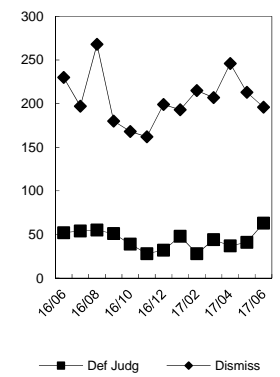
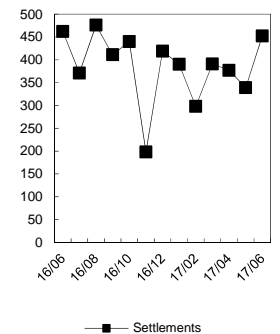
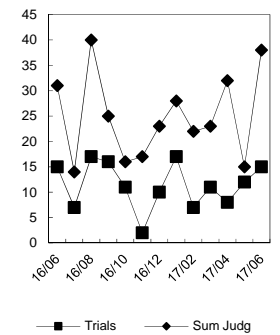
	Cases in Backlog															
	Track 1					Track 2				Track 3			Track 4			Total Backlog
	12 to 18 months	18 to 24 months	24 to 36 months	over 36 months	Total Track 1	18 to 24 months	24 to 36 months	over 36 months	Total Track 2	24 to 36 months	over 36 months	Total Track 3	24 to 36 months	over 36 months	Total Track 4	
Act on Neg Inst	2	0	0	0	2	0	0	0	0	0	0	0	0	0	0	2
Asbestos	0	0	0	0	0	0	0	0	0	0	0	0	0	0	0	0
Assault & Bat	0	0	0	0	0	0	0	0	0	5	0	5	0	0	0	5
Auto - Pers Inj	0	0	0	0	0	273	61	2	336	0	0	0	0	0	0	336
Auto - Property	0	0	0	0	0	3	0	0	3	0	0	0	0	0	0	3
Book Account	5	2	1	0	8	0	0	0	0	0	0	0	0	0	0	8
Civil Rights	0	0	0	0	0	0	0	0	0	4	0	4	0	0	0	4
Complex Comme	0	0	0	0	0	0	0	0	0	0	0	0	4	5	9	9
Condemnation	0	0	0	0	0	0	0	0	0	0	0	0	0	0	0	0
Construction	0	0	0	0	0	6	4	3	13	0	0	0	0	0	0	13
Contract/Comme	0	0	0	0	0	19	6	3	28	0	0	0	0	0	0	28
Employment	0	0	0	0	0	0	0	0	0	0	0	0	0	0	0	0
Lieu of P. Writ	0	0	0	0	0	0	0	0	0	0	0	0	4	3	7	7
Medical Malprac	0	0	0	0	0	0	0	0	0	6	0	6	0	0	0	6
Name Change	0	0	0	0	0	0	0	0	0	0	0	0	0	0	0	0
Other Insurance	4	2	1	0	7	0	0	0	0	0	0	0	0	0	0	7
Other MCL	0	0	0	0	0	0	0	0	0	0	0	0	0	0	0	0
Other Track 1	11	2	0	0	13	0	0	0	0	0	0	0	0	0	0	13
Other Track 3	0	0	0	0	0	0	0	0	0	7	0	7	0	0	0	7
Other Track 4	0	0	0	0	0	0	0	0	0	0	0	0	3	3	6	6
Personal Injury	0	0	0	0	0	156	25	1	182	0	0	0	0	0	0	182
Prod Liability	0	0	0	0	0	0	0	0	0	2	0	2	0	0	0	2
Prof Malpractic	0	0	0	0	0	0	0	0	0	2	1	3	0	0	0	3
PIP Coverage	0	0	0	0	0	0	0	0	0	0	0	0	0	0	0	0
Real Property	1	1	0	0	2	0	0	0	0	0	0	0	0	0	0	2
Tort Other	0	0	0	0	0	11	3	0	14	0	0	0	0	0	0	14
Toxic Tort	0	0	0	0	0	0	0	0	0	1	0	1	0	0	0	1
UM/UIM Bod Inj	0	0	0	0	0	17	2	0	19	0	0	0	0	0	0	19
<b>Total</b>	<b>23</b>	<b>7</b>	<b>2</b>	<b>0</b>	<b>32</b>	<b>485</b>	<b>101</b>	<b>9</b>	<b>595</b>	<b>27</b>	<b>1</b>	<b>28</b>	<b>11</b>	<b>11</b>	<b>22</b>	<b>677</b>

NOTE: Some Multicounty Litigation (MCL) cases were transferred in November 2014: Atlantic to Bergen = 8,935; Atlantic to Middlesex = 4,070.

**CIVIL RESOLUTION SUMMARY BY CASETYPE**  
**JULY 2016 - JUNE 2017**  
**HUDSON**

	Trial			Summary					Total	Percent resolved by					
	Jury	Nonjury	Total	Judgment	Settlement	Default Judgment	Dismiss	Other		Trial	Sum Jud	Settle	Default J	Dismiss	Other
Act on Neg Inst	0	0	0	1	9	8	1	0	19	0%	5%	47%	42%	5%	0%
Asbestos	0	0	0	0	0	0	0	0	0	0%	0%	0%	0%	0%	0%
Assault & Bat	0	1	1	2	4	0	4	3	14	7%	14%	29%	0%	29%	21%
Auto - Pers Inj	38	2	40	16	1,399	17	627	62	2,161	2%	1%	65%	1%	29%	3%
Auto - Property	0	0	0	0	16	10	5	0	31	0%	0%	52%	32%	16%	0%
Book Account	0	3	3	8	142	189	213	4	559	1%	1%	25%	34%	38%	1%
Civil Rights	1	1	2	7	11	0	10	7	37	5%	19%	30%	0%	27%	19%
Complex Commer	1	0	1	0	6	0	1	3	11	9%	0%	55%	0%	9%	27%
Condemnation	1	0	1	0	3	0	0	1	5	20%	0%	60%	0%	0%	20%
Construction	0	1	1	0	27	1	17	1	47	2%	0%	57%	2%	36%	2%
Contract/Commer	4	4	8	10	172	112	194	15	511	2%	2%	34%	22%	38%	3%
Employment	0	1	1	2	10	1	7	2	23	4%	9%	43%	4%	30%	9%
Lieu of P. Writ	0	10	10	0	10	0	17	7	44	23%	0%	23%	0%	39%	16%
Medical Malprac	5	0	5	1	35	0	12	4	57	9%	2%	61%	0%	21%	7%
Name Change	0	0	0	0	0	0	8	248	256	0%	0%	0%	0%	3%	97%
Other Insurance	0	0	0	0	26	3	8	1	38	0%	0%	68%	8%	21%	3%
Other MCL	0	0	0	0	0	0	0	0	0	0%	0%	0%	0%	0%	0%
Other Track 1	0	4	4	1	71	26	45	108	255	2%	0%	28%	10%	18%	42%
Other Track 3	2	0	2	1	73	2	19	16	113	2%	1%	65%	2%	17%	14%
Other Track 4	0	0	0	1	16	1	7	1	26	0%	4%	62%	4%	27%	4%
Personal Injury	11	1	12	34	766	24	241	37	1,114	1%	3%	69%	2%	22%	3%
Prod Liability	0	0	0	0	7	0	2	3	12	0%	0%	58%	0%	17%	25%
Prof Malpractic	2	0	2	2	27	0	8	0	39	5%	5%	69%	0%	21%	0%
PIP Coverage	0	0	0	0	4	0	4	0	8	0%	0%	50%	0%	50%	0%
Real Property	0	0	0	1	22	7	12	1	43	0%	2%	51%	16%	28%	2%
Tort Other	4	1	5	6	60	6	69	8	154	3%	4%	39%	4%	45%	5%
Toxic Tort	1	0	1	0	1	0	0	0	2	50%	0%	50%	0%	0%	0%
UM/UM Bod Inj	1	1	2	1	77	3	20	1	104	2%	1%	74%	3%	19%	1%
<b>Total</b>	<b>71</b>	<b>30</b>	<b>101</b>	<b>94</b>	<b>2,994</b>	<b>410</b>	<b>1,551</b>	<b>533</b>	<b>5,683</b>	<b>2%</b>	<b>2%</b>	<b>53%</b>	<b>7%</b>	<b>27%</b>	<b>9%</b>

Monthly Resolutions

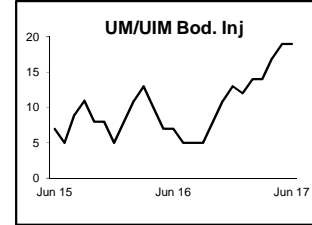
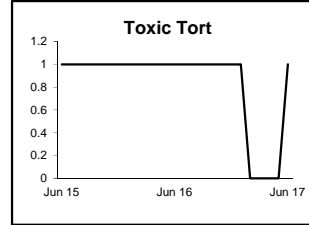
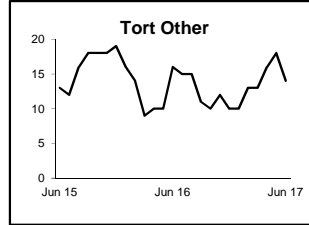
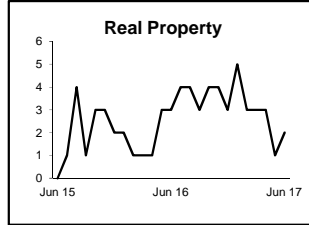
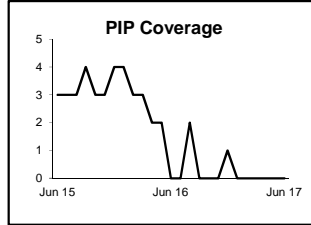
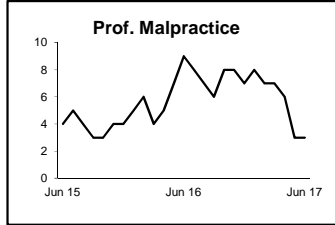
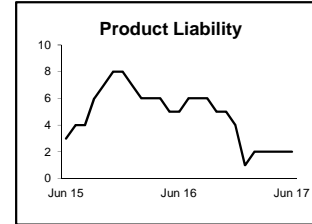
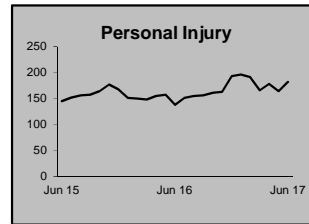
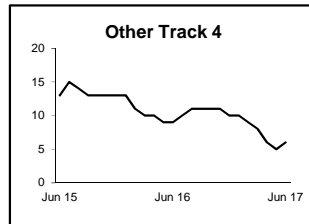
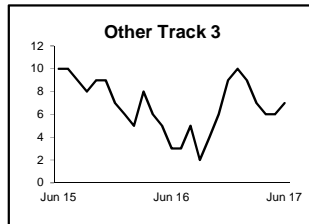
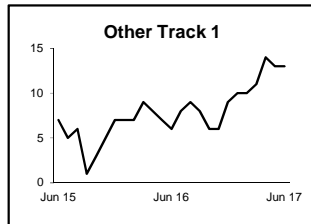
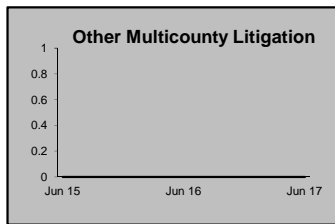
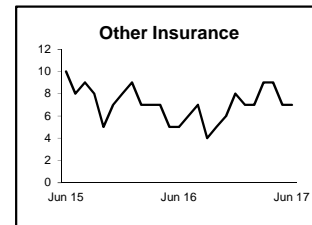
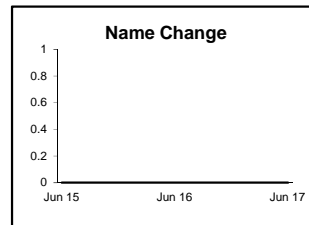
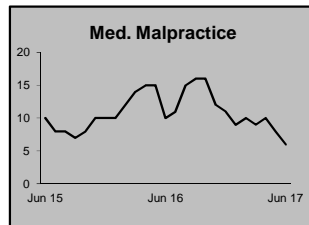
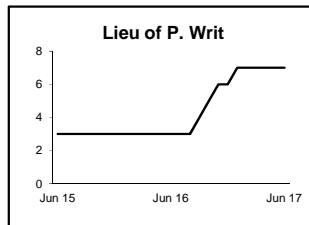
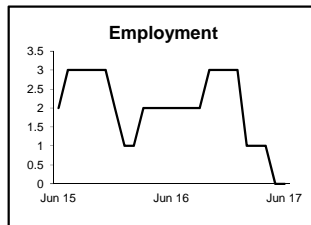
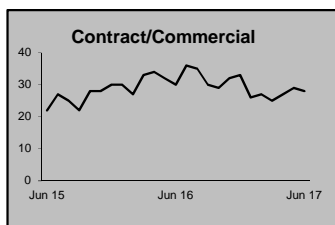
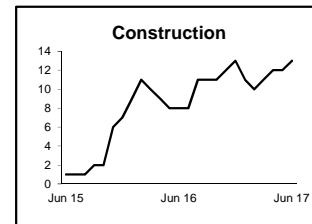
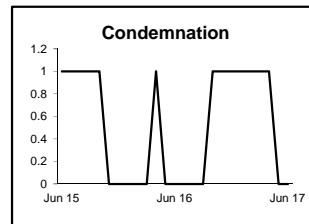
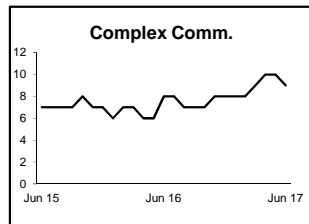
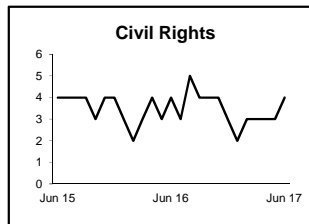
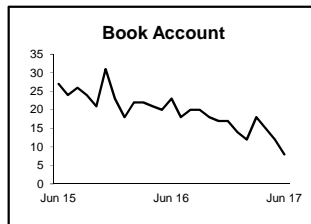
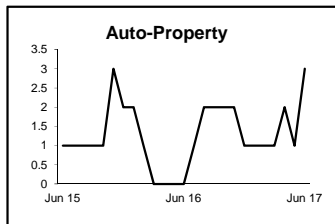
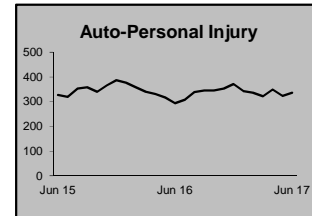
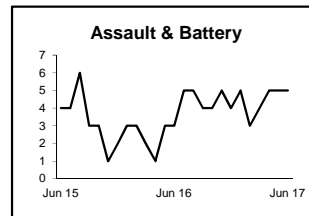
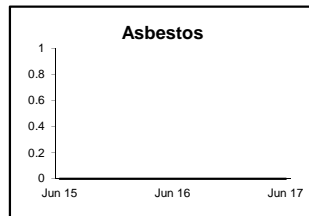
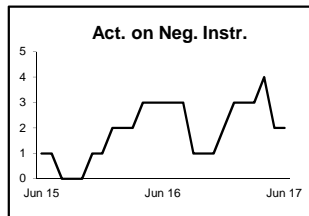
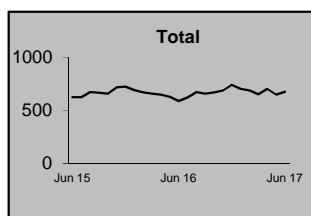


NOTE: Some Multicounty Litigation (MCL) cases were transferred in November 2014: Atlantic to Bergen = 8,935; Atlantic to Middlesex = 4,070.



**CIVIL BACKLOG BY CASETYPE  
JUNE 2017  
HUDSON**

	<b>Total</b>	<b>Backlog</b>	<b>% chg</b>
Jun 15		626	
Jun 16		590	-6%
Jun 17		677	15%



1) Casetypes with the state's largest backlogs are highlighted.

2) Some Multicounty Litigation (MCL) cases were transferred in November 2014: Atlantic to Bergen = 8,935; Atlantic to Middlesex = 4,070.

**CIVIL CASELOAD SUMMARY BY CASETYPE**  
**JULY 2016 - JULY 2017**  
**HUNTERDON**

	Filings			Resolutions			Clearance		Backlog			Backlog Percent		Backlog Per 100 Monthly Filings		Active Pending		
	Jul 2015 to Jun 2016	Jul 2016 to Jun 2017	percent change	Jul 2015 to Jun 2016	Jul 2016 to Jun 2017	percent change	Jul 2016 - Jun 2017		Jun 2016	Jun 2017	percent change	Jun 2016	Jun 2017	Jun 2016	Jun 2017	Jun 2016	Jun 2017	percent change
	number	percent	number	percent														
Act on Neg Inst	5	7	40%	2	9	350%	2	129%	0	0	0%	0%	0%	0	0	4	2	-50%
Asbestos	0	0	0%	0	0	0%	0	100%	0	0	0%	0%	0%	0	0	0	0	0%
Assault & Bat	0	1		0	0	0%	-1	0%	0	0	0%	0%	0%	0	0	0	1	
Auto - Pers Inj	67	73	9%	78	59	-24%	-14	81%	13	17	31%	17%	18%	233	279	78	92	18%
Auto - Property	5	5	0%	6	9	50%	4	180%	0	0	0%	0%	0%	0	0	5	2	-60%
Book Account	142	127	-11%	146	137	-6%	10	108%	0	0	0%	0%	0%	0	0	70	59	-16%
Civil Rights	1	4	300%	0	6		2	150%	1	0	-100%	33%	0%	1,200	0	3	1	-67%
Complex Comme	0	2		9	3	-67%	1	150%	1	3	200%	25%	100%		1,800	4	3	-25%
Condemnation	3	0	-100%	3	1	-67%	1	100%	0	0	0%	0%	0%	0	0	1	0	-100%
Construction	5	6	20%	8	6	-25%	0	100%	2	2	0%	33%	33%	480	400	6	6	0%
Contract/Comme	84	79	-6%	127	83	-35%	4	105%	5	0	-100%	9%	0%	71	0	57	61	7%
Employment	0	3		2	3	50%	0	100%	1	0	-100%	50%	0%		0	2	2	0%
Lieu of P. Writ	8	15	88%	5	13	160%	-2	87%	2	1	-50%	29%	14%	300	80	7	7	0%
Medical Malprac	7	6	-14%	10	13	30%	7	217%	6	3	-50%	33%	25%	1,029	600	18	12	-33%
Name Change	45	45	0%	44	49	11%	4	109%	0	0	0%	0%	0%	0	0	4	0	-100%
Other Insurance	7	6	-14%	8	6	-25%	0	100%	0	0	0%	0%	0%	0	0	4	3	-25%
Other MCL	0	0	0%	0	0	0%	0	100%	0	0	0%	0%	0%	0	0	0	0	0%
Other Track 1	63	73	16%	55	70	27%	-3	96%	1	0	-100%	4%	0%	19	0	25	22	-12%
Other Track 3	17	17	0%	13	22	69%	5	129%	3	0	-100%	14%	0%	212	0	21	16	-24%
Other Track 4	22	3	-86%	4	7	75%	4	233%	0	2		0%	10%	0	800	24	21	-13%
Personal Injury	71	50	-30%	65	72	11%	22	144%	19	9	-53%	21%	13%	321	216	92	69	-25%
Prod Liability	1	1	0%	4	3	-25%	2	300%	1	0	-100%	50%	0%	1,200	0	2	1	-50%
Prof Malpractic	8	1	-88%	4	7	75%	6	700%	2	1	-50%	17%	17%	300	1,200	12	6	-50%
PIP Coverage	0	2		1	1	0%	-1	50%	0	0	0%	0%	0%	0	0	0	1	
Real Property	5	7	40%	6	8	33%	1	114%	0	0	0%	0%	0%	0	0	3	1	-67%
Tort Other	14	18	29%	12	23	92%	5	128%	2	4	100%	10%	25%	171	267	20	16	-20%
Toxic Tort	1	0	-100%	0	1		1	100%	0	0	0%	0%	0%	0	0	1	0	-100%
UM/UIM Bod Inj	4	6	50%	3	3	0%	-3	50%	0	0	0%	0%	0%	0	0	3	6	100%
<b>Total</b>	<b>585</b>	<b>557</b>	<b>-5%</b>	<b>615</b>	<b>614</b>	<b>0%</b>	<b>57</b>	<b>110%</b>	<b>59</b>	<b>42</b>	<b>-29%</b>	<b>13%</b>	<b>10%</b>	<b>121</b>	<b>90</b>	<b>466</b>	<b>410</b>	<b>-12%</b>

NOTE: Some Multicounty Litigation (MCL) cases were transferred in November 2014: Atlantic to Bergen = 8,935; Atlantic to Middlesex = 4,070.

**CIVIL BACKLOG SUMMARY BY CASETYPE**

**JUNE 2017**

**HUNTERDON**

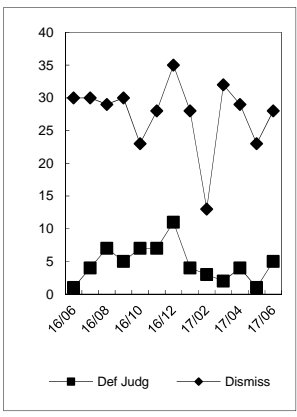
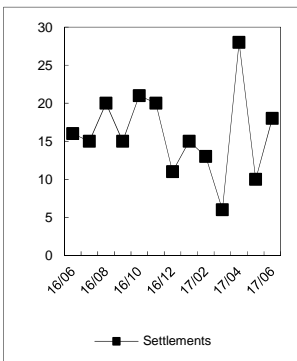
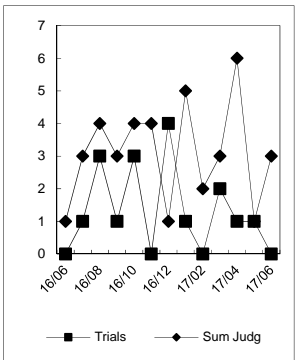
	Cases in Backlog															
	Track 1					Track 2				Track 3			Track 4			Total Backlog
	12 to 18 months	18 to 24 months	24 to 36 months	over 36 months	Total Track 1	18 to 24 months	24 to 36 months	over 36 months	Total Track 2	24 to 36 months	over 36 months	Total Track 3	24 to 36 months	over 36 months	Total Track 4	
Act on Neg Inst	0	0	0	0	0	0	0	0	0	0	0	0	0	0	0	0
Asbestos	0	0	0	0	0	0	0	0	0	0	0	0	0	0	0	0
Assault & Bat	0	0	0	0	0	0	0	0	0	0	0	0	0	0	0	0
Auto - Pers Inj	0	0	0	0	0	14	2	1	17	0	0	0	0	0	0	17
Auto - Property	0	0	0	0	0	0	0	0	0	0	0	0	0	0	0	0
Book Account	0	0	0	0	0	0	0	0	0	0	0	0	0	0	0	0
Civil Rights	0	0	0	0	0	0	0	0	0	0	0	0	0	0	0	0
Complex Comme	0	0	0	0	0	0	0	0	0	0	0	0	2	1	3	3
Condemnation	0	0	0	0	0	0	0	0	0	0	0	0	0	0	0	0
Construction	0	0	0	0	0	1	0	1	2	0	0	0	0	0	0	2
Contract/Comme	0	0	0	0	0	0	0	0	0	0	0	0	0	0	0	0
Employment	0	0	0	0	0	0	0	0	0	0	0	0	0	0	0	0
Lieu of P. Writ	0	0	0	0	0	0	0	0	0	0	0	0	0	1	1	1
Medical Malprac	0	0	0	0	0	0	0	0	0	3	0	3	0	0	0	3
Name Change	0	0	0	0	0	0	0	0	0	0	0	0	0	0	0	0
Other Insurance	0	0	0	0	0	0	0	0	0	0	0	0	0	0	0	0
Other MCL	0	0	0	0	0	0	0	0	0	0	0	0	0	0	0	0
Other Track 1	0	0	0	0	0	0	0	0	0	0	0	0	0	0	0	0
Other Track 3	0	0	0	0	0	0	0	0	0	0	0	0	0	0	0	0
Other Track 4	0	0	0	0	0	0	0	0	0	0	0	0	2	0	2	2
Personal Injury	0	0	0	0	0	6	3	0	9	0	0	0	0	0	0	9
Prod Liability	0	0	0	0	0	0	0	0	0	0	0	0	0	0	0	0
Prof Malpractic	0	0	0	0	0	0	0	0	0	0	1	1	0	0	0	1
PIP Coverage	0	0	0	0	0	0	0	0	0	0	0	0	0	0	0	0
Real Property	0	0	0	0	0	0	0	0	0	0	0	0	0	0	0	0
Tort Other	0	0	0	0	0	3	1	0	4	0	0	0	0	0	0	4
Toxic Tort	0	0	0	0	0	0	0	0	0	0	0	0	0	0	0	0
UM/UIIM Bod Inj	0	0	0	0	0	0	0	0	0	0	0	0	0	0	0	0
<b>Total</b>	<b>0</b>	<b>0</b>	<b>0</b>	<b>0</b>	<b>0</b>	<b>24</b>	<b>6</b>	<b>2</b>	<b>32</b>	<b>3</b>	<b>1</b>	<b>4</b>	<b>4</b>	<b>2</b>	<b>6</b>	<b>42</b>

NOTE: Some Multicounty Litigation (MCL) cases were transferred in November 2014: Atlantic to Bergen = 8,935; Atlantic to Middlesex = 4,070.

**CIVIL RESOLUTION SUMMARY BY CASETYPE**  
**JULY 2016 - JUNE 2017**  
**HUNTERDON**

	Trial			Summary					Total	Percent resolved by					
	Jury	Nonjury	Total	Judgment	Settlement	Default Judgment	Dismiss	Other		Trial	Sum Jud	Settle	Default J	Dismiss	Other
Act on Neg Inst	0	0	0	1	0	1	7	0	9	0%	11%	0%	11%	78%	0%
Asbestos	0	0	0	0	0	0	0	0	0	0%	0%	0%	0%	0%	0%
Assault & Bat	0	0	0	0	0	0	0	0	0	0%	0%	0%	0%	0%	0%
Auto - Pers Inj	0	0	0	0	21	0	36	2	59	0%	0%	36%	0%	61%	3%
Auto - Property	0	0	0	0	3	2	4	0	9	0%	0%	33%	22%	44%	0%
Book Account	0	1	1	2	32	33	67	2	137	1%	1%	23%	24%	49%	1%
Civil Rights	0	0	0	0	0	1	3	2	6	0%	0%	0%	17%	50%	33%
Complex Commer	0	1	1	0	1	0	0	1	3	33%	0%	33%	0%	0%	33%
Condemnation	0	0	0	0	0	0	0	1	1	0%	0%	0%	0%	0%	100%
Construction	0	1	1	0	2	0	3	0	6	17%	0%	33%	0%	50%	0%
Contract/Commer	1	2	3	3	20	14	41	2	83	4%	4%	24%	17%	49%	2%
Employment	1	0	1	0	1	0	1	0	3	33%	0%	33%	0%	33%	0%
Lieu of P. Writ	0	0	0	1	4	0	7	1	13	0%	8%	31%	0%	54%	8%
Medical Malprac	2	0	2	0	7	0	4	0	13	15%	0%	54%	0%	31%	0%
Name Change	0	0	0	0	0	0	6	43	49	0%	0%	0%	0%	12%	88%
Other Insurance	0	0	0	0	3	0	2	1	6	0%	0%	50%	0%	33%	17%
Other MCL	0	0	0	0	0	0	0	0	0	0%	0%	0%	0%	0%	0%
Other Track 1	0	0	0	3	15	1	42	9	70	0%	4%	21%	1%	60%	13%
Other Track 3	0	0	0	0	9	0	10	3	22	0%	0%	41%	0%	45%	14%
Other Track 4	0	0	0	0	5	1	1	0	7	0%	0%	71%	14%	14%	0%
Personal Injury	2	0	2	0	36	0	30	4	72	3%	0%	50%	0%	42%	6%
Prod Liability	1	0	1	0	1	0	1	0	3	33%	0%	33%	0%	33%	0%
Prof Malpractic	0	0	0	0	2	0	5	0	7	0%	0%	29%	0%	71%	0%
PIP Coverage	0	0	0	0	0	0	1	0	1	0%	0%	0%	0%	100%	0%
Real Property	0	0	0	0	4	0	2	2	8	0%	0%	50%	0%	25%	25%
Tort Other	0	0	0	1	11	0	9	2	23	0%	4%	48%	0%	39%	9%
Toxic Tort	0	0	0	0	0	0	1	0	1	0%	0%	0%	0%	100%	0%
UM/UM Bod Inj	0	0	0	0	2	0	1	0	3	0%	0%	67%	0%	33%	0%
<b>Total</b>	<b>7</b>	<b>5</b>	<b>12</b>	<b>11</b>	<b>179</b>	<b>53</b>	<b>284</b>	<b>75</b>	<b>614</b>	<b>2%</b>	<b>2%</b>	<b>29%</b>	<b>9%</b>	<b>46%</b>	<b>12%</b>

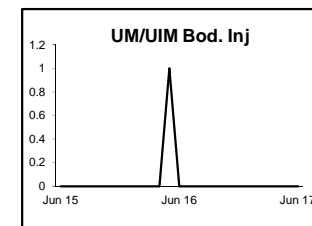
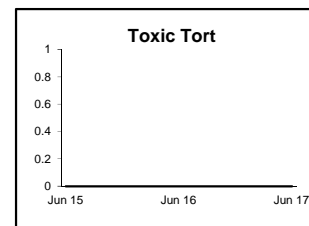
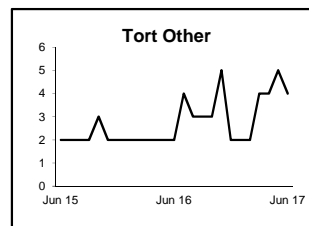
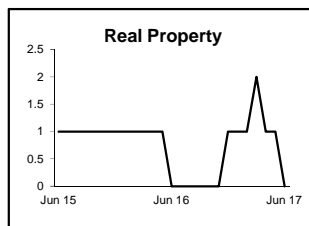
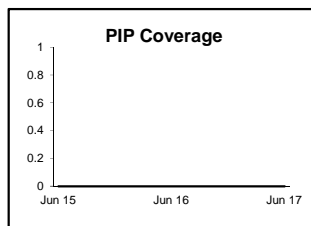
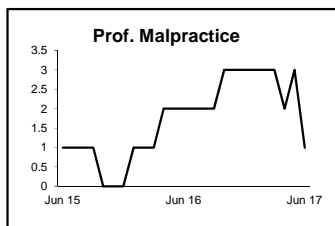
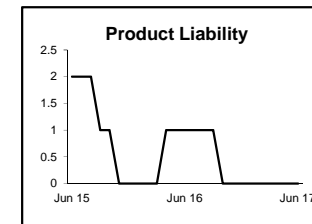
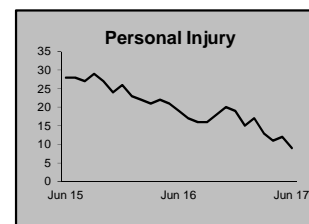
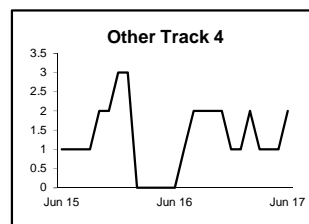
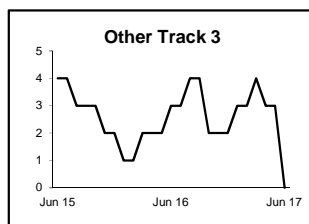
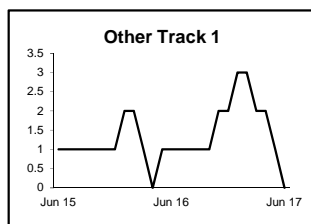
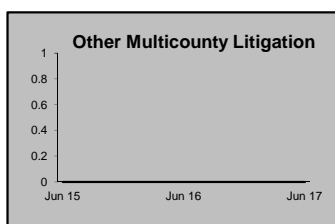
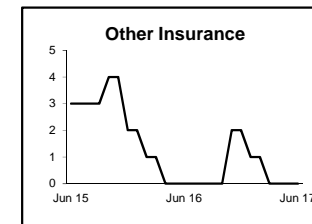
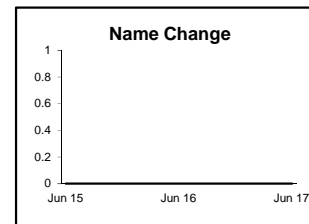
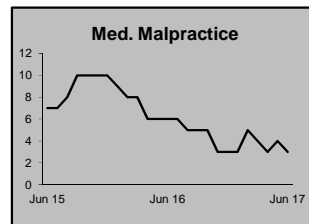
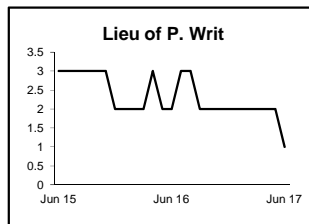
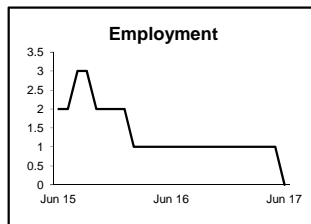
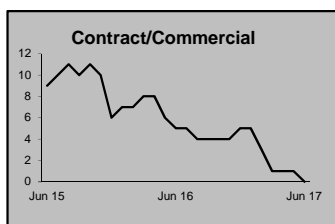
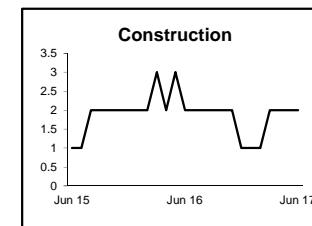
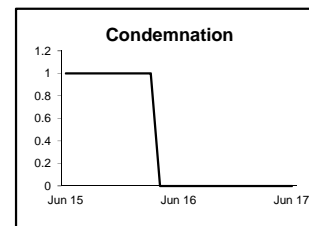
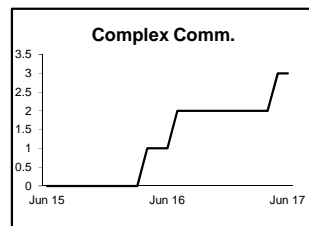
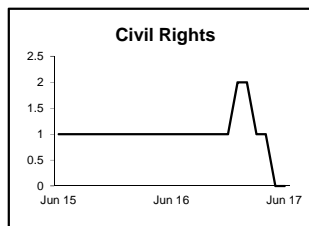
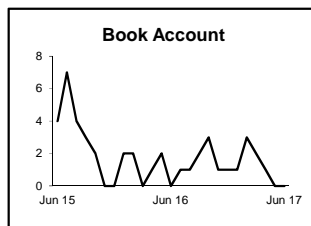
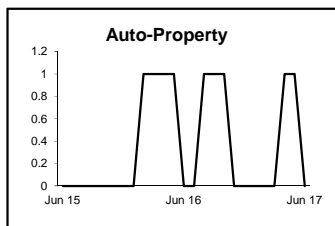
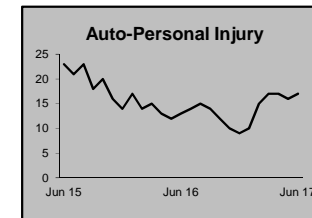
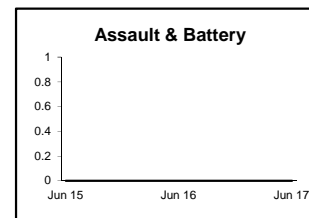
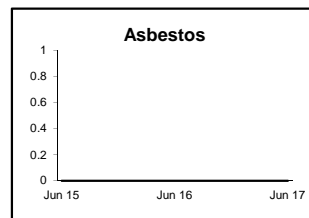
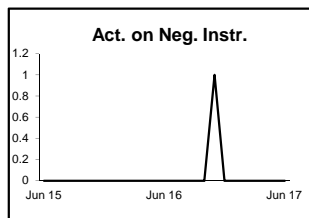
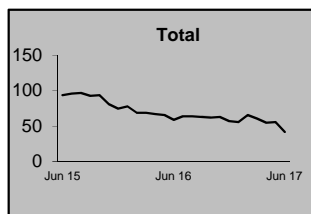
Monthly Resolutions



NOTE: Some Multicounty Litigation (MCL) cases were transferred in November 2014: Atlantic to Bergen = 8,935; Atlantic to Middlesex = 4,070.

## CIVIL BACKLOG BY CASETYPE JUNE 2017 HUNTERDON

	Total Backlog	% chg
Jun 15	94	
Jun 16	59	-37%
Jun 17	42	-29%



1) Casetypes with the state's largest backlogs are highlighted.

2) Some Multicounty Litigation (MCL) cases were transferred in November 2014: Atlantic to Bergen = 8,935; Atlantic to Middlesex = 4,070.

**CIVIL CASELOAD SUMMARY BY CASETYPE**  
**JULY 2016 - JULY 2017**  
**MERCER**

	Filings			Resolutions			Clearance		Backlog			Backlog Percent		Backlog Per 100		Active Pending		
	Jul 2015 to Jun 2016	Jul 2016 to Jun 2017	percent change	Jul 2015 to Jun 2016	Jul 2016 to Jun 2017	percent change	Jul 2016 - Jun 2017		Jun 2016	Jun 2017	percent change	Jun 2016	Jun 2017	Jun 2016	Jun 2017	Jun 2016	Jun 2017	percent change
	number	percent	number	percent														
Act on Neg Inst	9	14	56%	9	13	44%	-1	93%	2	0	-100%	25%	0%	267	0	8	9	13%
Asbestos	0	1		0	1		0	100%	0	0	0%	0%	0%	0	0	0	0	0%
Assault & Bat	6	4	-33%	9	5	-44%	1	125%	3	3	0%	43%	43%	600	900	7	7	0%
Auto - Pers Inj	883	942	7%	901	930	3%	-12	99%	250	226	-10%	21%	19%	340	288	1,184	1,206	2%
Auto - Property	33	29	-12%	38	35	-8%	6	121%	3	3	0%	11%	14%	109	124	27	21	-22%
Book Account	387	457	18%	498	429	-14%	-28	94%	7	12	71%	4%	5%	22	32	196	222	13%
Civil Rights	27	22	-19%	25	31	24%	9	141%	5	9	80%	14%	33%	222	491	36	27	-25%
Complex Comme	12	10	-17%	6	16	167%	6	160%	5	7	40%	24%	44%	500	840	21	16	-24%
Condemnation	2	9	350%	2	4	100%	-5	44%	0	0	0%	0%	0%	0	0	2	7	250%
Construction	24	24	0%	30	19	-37%	-5	79%	2	7	250%	9%	27%	100	350	22	26	18%
Contract/Comme	238	232	-3%	293	261	-11%	29	113%	29	16	-45%	16%	10%	146	83	182	156	-14%
Employment	17	11	-35%	22	18	-18%	7	164%	5	3	-40%	28%	27%	353	327	18	11	-39%
Lieu of P. Writ	20	22	10%	25	15	-40%	-7	68%	1	3	200%	11%	19%	60	164	9	16	78%
Medical Malprac	47	47	0%	54	45	-17%	-2	96%	35	24	-31%	38%	26%	894	613	91	94	3%
Name Change	123	112	-9%	120	114	-5%	2	102%	0	0	0%	0%	0%	0	0	19	20	5%
Other Insurance	38	35	-8%	47	36	-23%	1	103%	10	10	0%	29%	29%	316	343	34	34	0%
Other MCL	0	0	0%	0	0	0%	0	100%	0	0	0%	0%	0%	0	0	0	0	0%
Other Track 1	256	259	1%	239	218	-9%	-41	84%	2	3	50%	2%	2%	9	14	102	123	21%
Other Track 3	99	91	-8%	110	83	-25%	-8	91%	21	26	24%	17%	20%	255	343	121	131	8%
Other Track 4	26	14	-46%	29	24	-17%	10	171%	16	16	0%	36%	41%	738	1,371	45	39	-13%
Personal Injury	497	409	-18%	488	423	-13%	14	103%	106	144	36%	18%	25%	256	422	595	580	-3%
Prod Liability	11	12	9%	15	13	-13%	1	108%	6	1	-83%	35%	6%	655	100	17	16	-6%
Prof Malpractic	32	42	31%	42	41	-2%	-1	98%	10	11	10%	19%	21%	375	314	53	53	0%
PIP Coverage	7	10	43%	10	5	-50%	-5	50%	1	1	0%	33%	11%	171	120	3	9	200%
Real Property	17	15	-12%	8	17	113%	2	113%	3	4	33%	21%	36%	212	320	14	11	-21%
Tort Other	92	74	-20%	82	70	-15%	-4	95%	7	13	86%	10%	17%	91	211	72	75	4%
Toxic Tort	3	3	0%	1	2	100%	-1	67%	0	0	0%	0%	0%	0	0	3	4	33%
UM/UIIM Bod Inj	51	58	14%	43	72	67%	14	124%	18	10	-44%	23%	15%	424	207	78	67	-14%
<b>Total</b>	<b>2,957</b>	<b>2,958</b>	<b>0%</b>	<b>3,146</b>	<b>2,940</b>	<b>-7%</b>	<b>-18</b>	<b>99%</b>	<b>547</b>	<b>552</b>	<b>1%</b>	<b>18%</b>	<b>19%</b>	<b>222</b>	<b>224</b>	<b>2,959</b>	<b>2,980</b>	<b>1%</b>

NOTE: Some Multicounty Litigation (MCL) cases were transferred in November 2014: Atlantic to Bergen = 8,935; Atlantic to Middlesex = 4,070.

**CIVIL BACKLOG SUMMARY BY CASETYPE**

**JUNE 2017**

**MERCER**

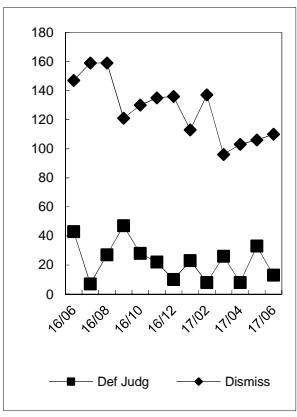
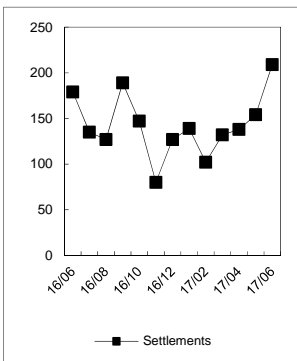
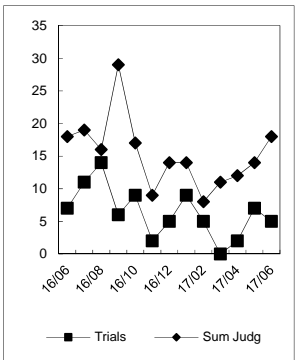
	Cases in Backlog															
	Track 1					Track 2				Track 3			Track 4			Total Backlog
	12 to 18 months	18 to 24 months	24 to 36 months	over 36 months	Total Track 1	18 to 24 months	24 to 36 months	over 36 months	Total Track 2	24 to 36 months	over 36 months	Total Track 3	24 to 36 months	over 36 months	Total Track 4	
Act on Neg Inst	0	0	0	0	0	0	0	0	0	0	0	0	0	0	0	0
Asbestos	0	0	0	0	0	0	0	0	0	0	0	0	0	0	0	0
Assault & Bat	0	0	0	0	0	0	0	0	0	3	0	3	0	0	0	3
Auto - Pers Inj	0	0	0	0	0	136	75	15	226	0	0	0	0	0	0	226
Auto - Property	0	0	0	0	0	1	1	1	3	0	0	0	0	0	0	3
Book Account	10	2	0	0	12	0	0	0	0	0	0	0	0	0	0	12
Civil Rights	0	0	0	0	0	0	0	0	0	8	1	9	0	0	0	9
Complex Comme	0	0	0	0	0	0	0	0	0	0	0	0	3	4	7	7
Condemnation	0	0	0	0	0	0	0	0	0	0	0	0	0	0	0	0
Construction	0	0	0	0	0	3	4	0	7	0	0	0	0	0	0	7
Contract/Comme	0	0	0	0	0	5	7	2	14	0	0	0	1	1	2	16
Employment	0	0	0	0	0	2	1	0	3	0	0	0	0	0	0	3
Lieu of P. Writ	0	0	0	0	0	0	0	0	0	0	0	0	1	2	3	3
Medical Malprac	0	0	0	0	0	0	0	0	0	12	12	24	0	0	0	24
Name Change	0	0	0	0	0	0	0	0	0	0	0	0	0	0	0	0
Other Insurance	3	1	3	0	7	1	0	0	1	0	0	0	1	1	2	10
Other MCL	0	0	0	0	0	0	0	0	0	0	0	0	0	0	0	0
Other Track 1	3	0	0	0	3	0	0	0	0	0	0	0	0	0	0	3
Other Track 3	0	0	0	0	0	0	0	0	0	18	8	26	0	0	0	26
Other Track 4	0	0	0	0	0	0	0	0	0	0	0	0	7	9	16	16
Personal Injury	0	0	0	0	0	88	41	15	144	0	0	0	0	0	0	144
Prod Liability	0	0	0	0	0	0	0	0	0	0	1	1	0	0	0	1
Prof Malpractic	0	0	0	0	0	0	0	0	0	4	7	11	0	0	0	11
PIP Coverage	0	1	0	0	1	0	0	0	0	0	0	0	0	0	0	1
Real Property	2	1	0	1	4	0	0	0	0	0	0	0	0	0	0	4
Tort Other	0	0	0	0	0	5	7	1	13	0	0	0	0	0	0	13
Toxic Tort	0	0	0	0	0	0	0	0	0	0	0	0	0	0	0	0
UM/UIM Bod Inj	0	0	0	0	0	8	2	0	10	0	0	0	0	0	0	10
<b>Total</b>	<b>18</b>	<b>5</b>	<b>3</b>	<b>1</b>	<b>27</b>	<b>249</b>	<b>138</b>	<b>34</b>	<b>421</b>	<b>45</b>	<b>29</b>	<b>74</b>	<b>13</b>	<b>17</b>	<b>30</b>	<b>552</b>

NOTE: Some Multicounty Litigation (MCL) cases were transferred in November 2014: Atlantic to Bergen = 8,935; Atlantic to Middlesex = 4,070.

**CIVIL RESOLUTION SUMMARY BY CASETYPE**  
**JULY 2016 - JUNE 2017**  
**MERCER**

	Trial			Summary					Total	Percent resolved by					
	Jury	Nonjury	Total	Judgment	Settlement	Default Judgment	Dismiss	Other		Trial	Sum Jud	Settle	Default J	Dismiss	Other
Act on Neg Inst	1	0	1	2	6	3	1	0	13	8%	15%	46%	23%	8%	0%
Asbestos	0	0	0	0	0	0	0	1	1	0%	0%	0%	0%	0%	100%
Assault & Bat	1	0	1	0	3	0	0	1	5	20%	0%	60%	0%	0%	20%
Auto - Pers Inj	32	0	32	9	654	8	198	29	930	3%	1%	70%	1%	21%	3%
Auto - Property	0	0	0	0	15	11	8	1	35	0%	0%	43%	31%	23%	3%
Book Account	1	1	2	15	90	158	157	7	429	0%	3%	21%	37%	37%	2%
Civil Rights	0	0	0	1	8	0	20	2	31	0%	3%	26%	0%	65%	6%
Complex Commer	0	0	0	2	5	1	5	3	16	0%	13%	31%	6%	31%	19%
Condemnation	0	0	0	0	0	0	4	0	4	0%	0%	0%	0%	100%	0%
Construction	0	0	0	0	9	2	7	1	19	0%	0%	47%	11%	37%	5%
Contract/Commer	2	3	5	4	87	66	87	12	261	2%	2%	33%	25%	33%	5%
Employment	1	0	1	0	7	1	6	3	18	6%	0%	39%	6%	33%	17%
Lieu of P. Writ	0	0	0	1	0	0	13	1	15	0%	7%	0%	0%	87%	7%
Medical Malprac	1	0	1	1	30	0	11	2	45	2%	2%	67%	0%	24%	4%
Name Change	0	0	0	0	0	0	42	72	114	0%	0%	0%	0%	37%	63%
Other Insurance	1	0	1	3	12	3	14	3	36	3%	8%	33%	8%	39%	8%
Other MCL	0	0	0	0	0	0	0	0	0	0%	0%	0%	0%	0%	0%
Other Track 1	1	0	1	5	66	4	89	53	218	0%	2%	30%	2%	41%	24%
Other Track 3	4	0	4	3	44	1	20	11	83	5%	4%	53%	1%	24%	13%
Other Track 4	0	0	0	1	13	0	6	4	24	0%	4%	54%	0%	25%	17%
Personal Injury	7	0	7	14	281	7	85	29	423	2%	3%	66%	2%	20%	7%
Prod Liability	1	0	1	1	8	0	3	0	13	8%	8%	62%	0%	23%	0%
Prof Malpractic	0	0	0	0	28	0	11	2	41	0%	0%	68%	0%	27%	5%
PIP Coverage	0	0	0	0	3	0	1	1	5	0%	0%	60%	0%	20%	20%
Real Property	0	0	0	1	5	0	10	1	17	0%	6%	29%	0%	59%	6%
Tort Other	0	0	0	16	23	4	26	1	70	0%	23%	33%	6%	37%	1%
Toxic Tort	0	0	0	0	1	0	1	0	2	0%	0%	50%	0%	50%	0%
UM/UM Bod Inj	6	0	6	1	51	0	13	1	72	8%	1%	71%	0%	18%	1%
<b>Total</b>	<b>59</b>	<b>4</b>	<b>63</b>	<b>80</b>	<b>1,449</b>	<b>269</b>	<b>838</b>	<b>241</b>	<b>2,940</b>	<b>2%</b>	<b>3%</b>	<b>49%</b>	<b>9%</b>	<b>29%</b>	<b>8%</b>

Monthly Resolutions

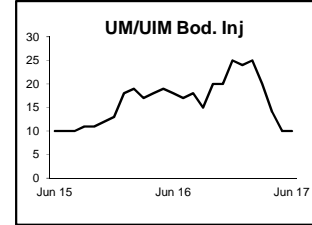
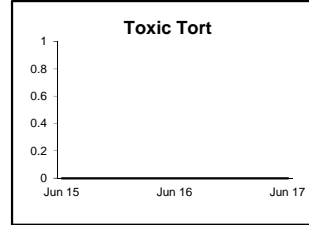
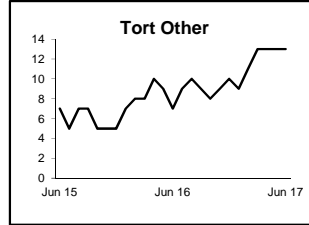
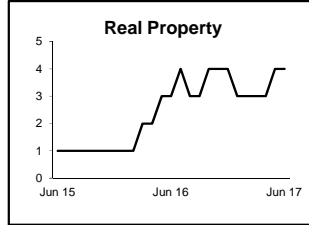
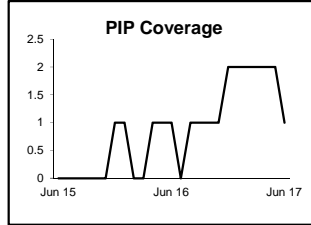
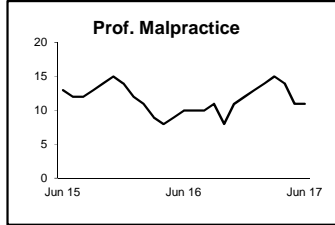
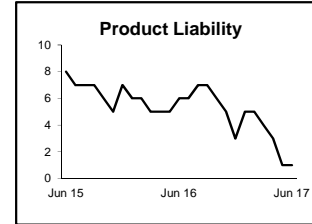
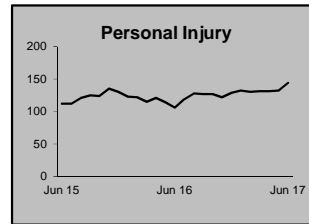
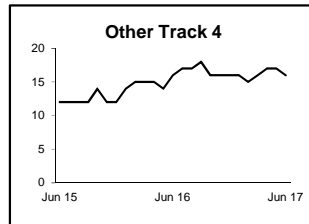
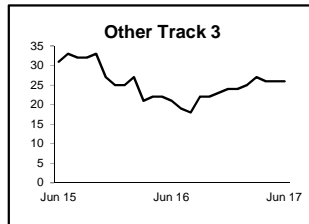
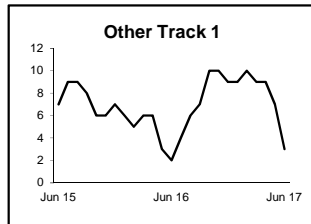
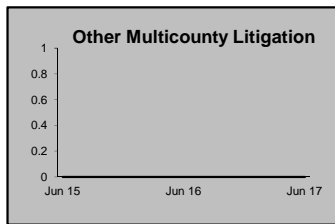
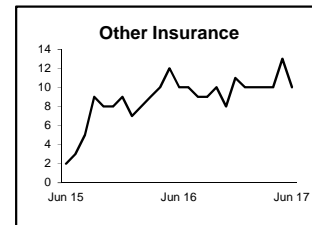
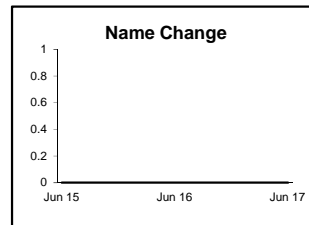
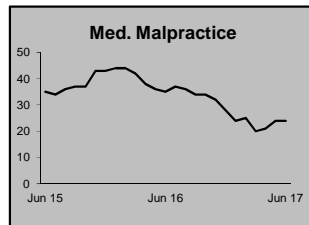
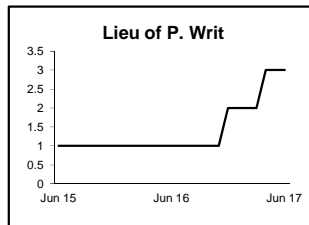
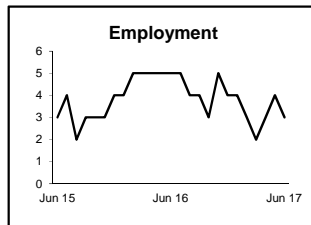
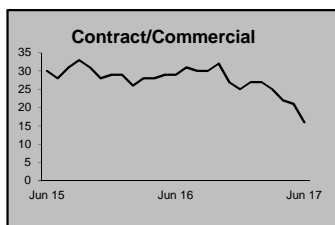
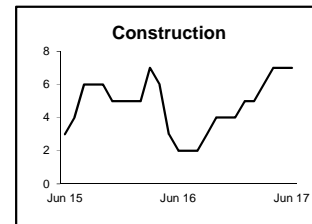
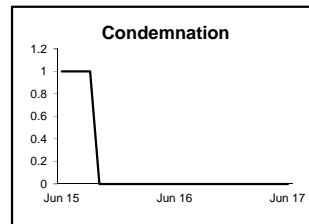
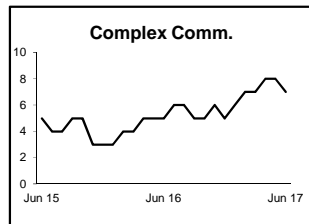
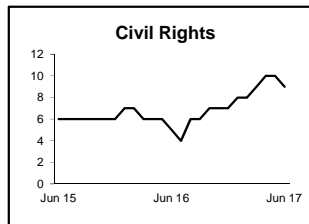
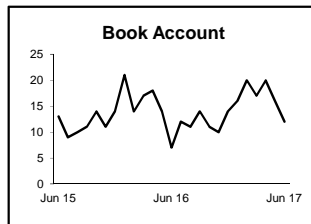
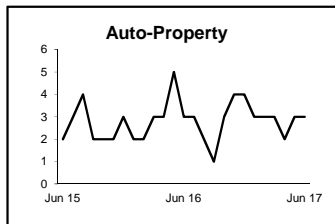
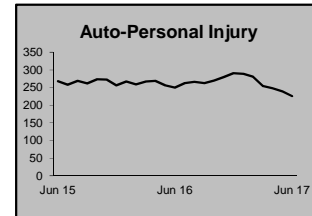
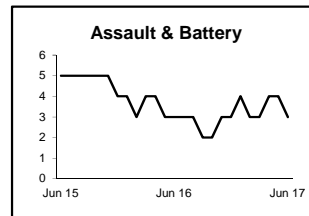
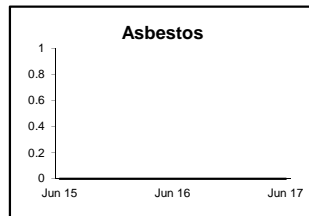
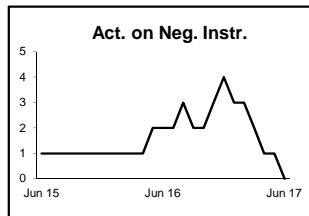
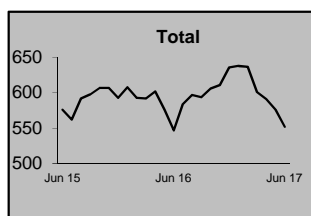


NOTE: Some Multicounty Litigation (MCL) cases were transferred in November 2014: Atlantic to Bergen = 8,935; Atlantic to Middlesex = 4,070.



**CIVIL BACKLOG BY CASETYPE  
JUNE 2017  
MERCER**

	<b>Total</b>	<b>Backlog</b>	<b>% chg</b>
Jun 15		576	
Jun 16		547	-5%
Jun 17		552	1%



1) Casetypes with the state's largest backlogs are highlighted.

2) Some Multicounty Litigation (MCL) cases were transferred in November 2014: Atlantic to Bergen = 8,935; Atlantic to Middlesex = 4,070.

**CIVIL CASELOAD SUMMARY BY CASETYPE**  
**JULY 2016 - JULY 2017**  
**MIDDLESEX**

	Filings			Resolutions			Clearance		Backlog			Backlog Percent		Backlog Per 100		Active Pending		
	Jul 2015 to Jun 2016	Jul 2016 to Jun 2017	percent change	Jul 2015 to Jun 2016	Jul 2016 to Jun 2017	percent change	Jul 2016 - Jun 2017		Jun 2016	Jun 2017	percent change	Jun 2016	Jun 2017	Jun 2016	Jun 2017	Jun 2016	Jun 2017	percent change
	number	percent																
Act on Neg Inst	31	<b>35</b>	13%	24	<b>34</b>	42%	<b>-1</b>	<b>97%</b>	0	<b>0</b>	0%	0%	<b>0%</b>	0	<b>0</b>	20	<b>20</b>	0%
Asbestos	119	<b>119</b>	0%	87	<b>115</b>	32%	<b>-4</b>	<b>97%</b>	213	<b>178</b>	-16%	56%	<b>46%</b>	2,148	<b>1,795</b>	378	<b>383</b>	1%
Assault & Bat	16	<b>15</b>	-6%	15	<b>28</b>	87%	<b>13</b>	<b>187%</b>	6	<b>2</b>	-67%	22%	<b>13%</b>	450	<b>160</b>	27	<b>15</b>	-44%
Auto - Pers Inj	3,224	<b>3,396</b>	5%	3,233	<b>3,177</b>	-2%	<b>-219</b>	<b>94%</b>	592	<b>602</b>	2%	15%	<b>15%</b>	220	<b>213</b>	3,899	<b>4,127</b>	6%
Auto - Property	47	<b>50</b>	6%	48	<b>46</b>	-4%	<b>-4</b>	<b>92%</b>	6	<b>3</b>	-50%	14%	<b>6%</b>	153	<b>72</b>	44	<b>48</b>	9%
Book Account	878	<b>922</b>	5%	900	<b>884</b>	-2%	<b>-38</b>	<b>96%</b>	17	<b>13</b>	-24%	4%	<b>3%</b>	23	<b>17</b>	477	<b>491</b>	3%
Civil Rights	37	<b>31</b>	-16%	38	<b>31</b>	-18%	<b>0</b>	<b>100%</b>	1	<b>4</b>	300%	4%	<b>15%</b>	32	<b>155</b>	26	<b>27</b>	4%
Complex Comme	43	<b>31</b>	-28%	41	<b>35</b>	-15%	<b>4</b>	<b>113%</b>	16	<b>19</b>	19%	28%	<b>35%</b>	447	<b>735</b>	58	<b>54</b>	-7%
Condemnation	26	<b>41</b>	58%	23	<b>16</b>	-30%	<b>-25</b>	<b>39%</b>	0	<b>0</b>	0%	0%	<b>0%</b>	0	<b>0</b>	15	<b>40</b>	167%
Construction	60	<b>53</b>	-12%	68	<b>58</b>	-15%	<b>5</b>	<b>109%</b>	11	<b>8</b>	-27%	18%	<b>14%</b>	220	<b>181</b>	61	<b>57</b>	-7%
Contract/Comme	812	<b>766</b>	-6%	977	<b>805</b>	-18%	<b>39</b>	<b>105%</b>	27	<b>30</b>	11%	5%	<b>5%</b>	40	<b>47</b>	558	<b>561</b>	1%
Employment	50	<b>54</b>	8%	50	<b>43</b>	-14%	<b>-11</b>	<b>80%</b>	5	<b>2</b>	-60%	17%	<b>5%</b>	120	<b>44</b>	29	<b>39</b>	34%
Lieu of P. Writ	45	<b>30</b>	-33%	41	<b>42</b>	2%	<b>12</b>	<b>140%</b>	4	<b>1</b>	-75%	14%	<b>6%</b>	107	<b>40</b>	28	<b>17</b>	-39%
Medical Malprac	129	<b>128</b>	-1%	98	<b>113</b>	15%	<b>-15</b>	<b>88%</b>	58	<b>56</b>	-3%	24%	<b>22%</b>	540	<b>525</b>	244	<b>259</b>	6%
Name Change	302	<b>284</b>	-6%	314	<b>268</b>	-15%	<b>-16</b>	<b>94%</b>	0	<b>0</b>	0%	0%	<b>0%</b>	0	<b>0</b>	33	<b>49</b>	48%
Other Insurance	79	<b>77</b>	-3%	54	<b>70</b>	30%	<b>-7</b>	<b>91%</b>	7	<b>2</b>	-71%	13%	<b>4%</b>	106	<b>31</b>	55	<b>47</b>	-15%
Other MCL	39	<b>21</b>	-46%	206	<b>1,034</b>	402%	<b>1013</b>	<b>4924%</b>	4,505	<b>3,689</b>	-18%	95%	<b>99%</b>	138,615	<b>210,800</b>	4,740	<b>3,727</b>	-21%
Other Track 1	352	<b>393</b>	12%	324	<b>344</b>	6%	<b>-49</b>	<b>88%</b>	8	<b>4</b>	-50%	5%	<b>2%</b>	27	<b>12</b>	157	<b>177</b>	13%
Other Track 3	183	<b>209</b>	14%	177	<b>203</b>	15%	<b>-6</b>	<b>97%</b>	17	<b>16</b>	-6%	8%	<b>7%</b>	111	<b>92</b>	211	<b>220</b>	4%
Other Track 4	31	<b>27</b>	-13%	26	<b>43</b>	65%	<b>16</b>	<b>159%</b>	9	<b>5</b>	-44%	20%	<b>19%</b>	348	<b>222</b>	44	<b>27</b>	-39%
Personal Injury	1,308	<b>1,149</b>	-12%	1,166	<b>1,229</b>	5%	<b>80</b>	<b>107%</b>	250	<b>276</b>	10%	16%	<b>18%</b>	229	<b>288</b>	1,612	<b>1,521</b>	-6%
Prod Liability	38	<b>41</b>	8%	71	<b>41</b>	-42%	<b>0</b>	<b>100%</b>	9	<b>16</b>	78%	15%	<b>23%</b>	284	<b>468</b>	59	<b>69</b>	17%
Prof Malpractic	51	<b>66</b>	29%	68	<b>76</b>	12%	<b>10</b>	<b>115%</b>	14	<b>12</b>	-14%	17%	<b>14%</b>	329	<b>218</b>	84	<b>86</b>	2%
PIP Coverage	24	<b>22</b>	-8%	32	<b>14</b>	-56%	<b>-8</b>	<b>64%</b>	0	<b>0</b>	0%	0%	<b>0%</b>	0	<b>0</b>	8	<b>16</b>	100%
Real Property	38	<b>30</b>	-21%	35	<b>25</b>	-29%	<b>-5</b>	<b>83%</b>	0	<b>1</b>		0%	<b>6%</b>	0	<b>40</b>	17	<b>17</b>	0%
Tort Other	167	<b>168</b>	1%	170	<b>157</b>	-8%	<b>-11</b>	<b>93%</b>	16	<b>16</b>	0%	12%	<b>11%</b>	115	<b>114</b>	139	<b>147</b>	6%
Toxic Tort	1	<b>5</b>	400%	0	<b>1</b>		<b>-4</b>	<b>20%</b>	0	<b>1</b>		0%	<b>14%</b>	0	<b>240</b>	2	<b>7</b>	250%
UM/UIIM Bod Inj	221	<b>214</b>	-3%	174	<b>213</b>	22%	<b>-1</b>	<b>100%</b>	30	<b>52</b>	73%	11%	<b>18%</b>	163	<b>292</b>	282	<b>295</b>	5%
<b>Total</b>	<b>8,351</b>	<b>8,377</b>	<b>0%</b>	<b>8,460</b>	<b>9,145</b>	<b>8%</b>	<b>768</b>	<b>109%</b>	<b>5,821</b>	<b>5,008</b>	<b>-14%</b>	<b>44%</b>	<b>40%</b>	<b>836</b>	<b>717</b>	<b>13,307</b>	<b>12,543</b>	<b>-6%</b>

NOTE: Some Multicounty Litigation (MCL) cases were transferred in November 2014: Atlantic to Bergen = 8,935; Atlantic to Middlesex = 4,070.

**CIVIL BACKLOG SUMMARY BY CASETYPE**

**JUNE 2017**

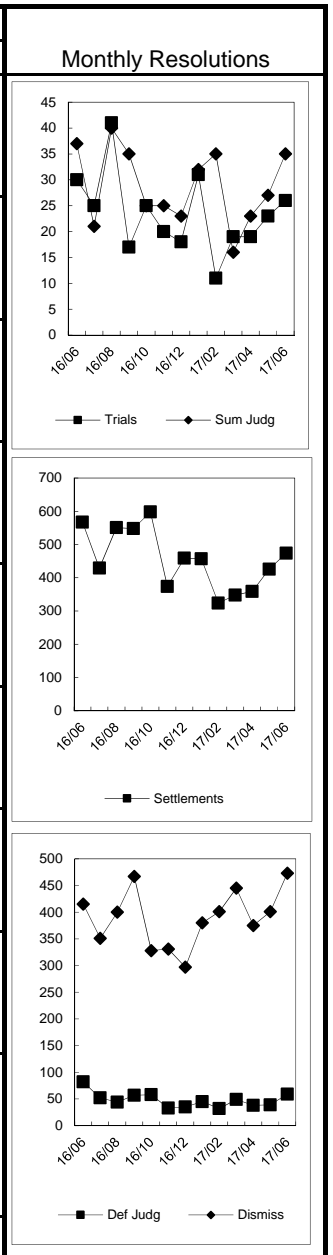
**MIDDLESEX**

	Cases in Backlog															
	Track 1					Track 2				Track 3			Track 4			Total Backlog
	12 to 18 months	18 to 24 months	24 to 36 months	over 36 months	Total Track 1	18 to 24 months	24 to 36 months	over 36 months	Total Track 2	24 to 36 months	over 36 months	Total Track 3	24 to 36 months	over 36 months	Total Track 4	
Act on Neg Inst	0	0	0	0	0	0	0	0	0	0	0	0	0	0	0	0
Asbestos	0	0	0	0	0	0	0	0	0	0	0	0	45	133	178	178
Assault & Bat	0	0	0	0	0	0	0	0	0	2	0	2	0	0	0	2
Auto - Pers Inj	0	0	0	0	0	439	149	14	602	0	0	0	0	0	0	602
Auto - Property	0	0	0	0	0	2	1	0	3	0	0	0	0	0	0	3
Book Account	9	3	1	0	13	0	0	0	0	0	0	0	0	0	0	13
Civil Rights	0	0	0	0	0	0	0	0	0	4	0	4	0	0	0	4
Complex Comme	0	0	0	0	0	0	0	0	0	0	0	0	12	7	19	19
Condemnation	0	0	0	0	0	0	0	0	0	0	0	0	0	0	0	0
Construction	0	0	0	0	0	4	3	1	8	0	0	0	0	0	0	8
Contract/Comme	0	0	0	0	0	21	7	2	30	0	0	0	0	0	0	30
Employment	0	0	0	0	0	2	0	0	2	0	0	0	0	0	0	2
Lieu of P. Writ	0	0	0	0	0	0	0	0	0	0	0	0	0	1	1	1
Medical Malprac	0	0	0	0	0	0	0	0	0	42	14	56	0	0	0	56
Name Change	0	0	0	0	0	0	0	0	0	0	0	0	0	0	0	0
Other Insurance	0	0	1	1	2	0	0	0	0	0	0	0	0	0	0	2
Other MCL	0	0	0	0	0	0	0	0	0	0	0	0	156	3,533	3,689	3,689
Other Track 1	3	1	0	0	4	0	0	0	0	0	0	0	0	0	0	4
Other Track 3	0	0	0	0	0	0	0	0	0	14	2	16	0	0	0	16
Other Track 4	0	0	0	0	0	0	0	0	0	0	0	0	2	3	5	5
Personal Injury	0	0	0	0	0	202	69	5	276	0	0	0	0	0	0	276
Prod Liability	0	0	0	0	0	0	0	0	0	13	3	16	0	0	0	16
Prof Malpractic	0	0	0	0	0	0	0	0	0	10	2	12	0	0	0	12
PIP Coverage	0	0	0	0	0	0	0	0	0	0	0	0	0	0	0	0
Real Property	0	1	0	0	1	0	0	0	0	0	0	0	0	0	0	1
Tort Other	0	0	0	0	0	6	8	2	16	0	0	0	0	0	0	16
Toxic Tort	0	0	0	0	0	0	0	0	0	1	0	1	0	0	0	1
UM/UIM Bod Inj	0	0	0	0	0	43	9	0	52	0	0	0	0	0	0	52
<b>Total</b>	<b>12</b>	<b>5</b>	<b>2</b>	<b>1</b>	<b>20</b>	<b>719</b>	<b>246</b>	<b>24</b>	<b>989</b>	<b>86</b>	<b>21</b>	<b>107</b>	<b>215</b>	<b>3,677</b>	<b>3,892</b>	<b>5,008</b>

NOTE: Some Multicounty Litigation (MCL) cases were transferred in November 2014: Atlantic to Bergen = 8,935; Atlantic to Middlesex = 4,070.

**CIVIL RESOLUTION SUMMARY BY CASETYPE**  
**JULY 2016 - JUNE 2017**  
**MIDDLESEX**

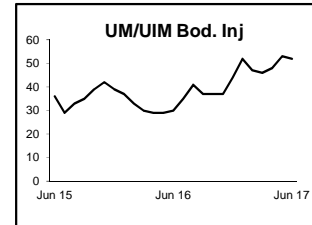
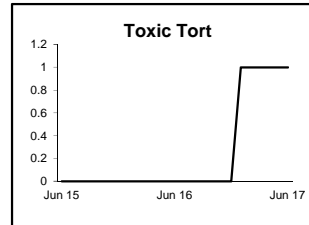
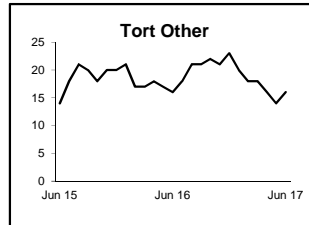
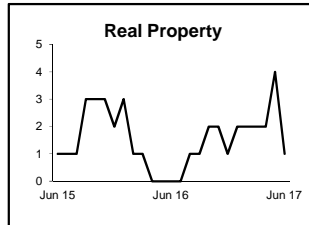
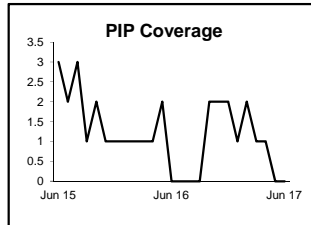
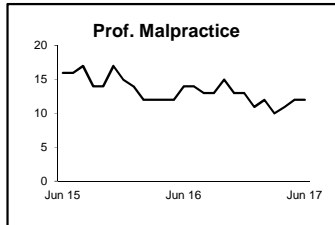
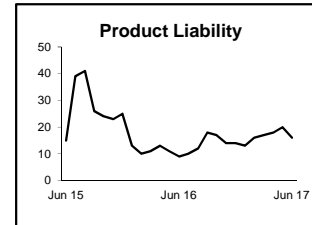
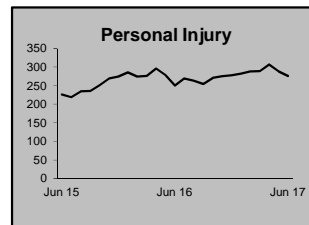
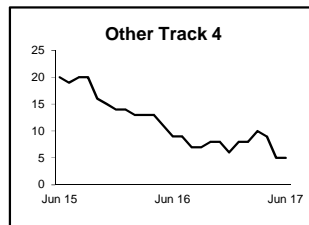
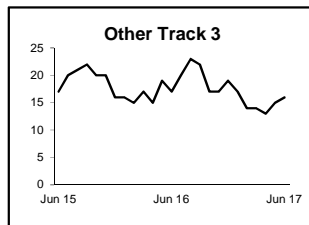
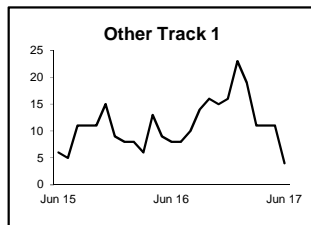
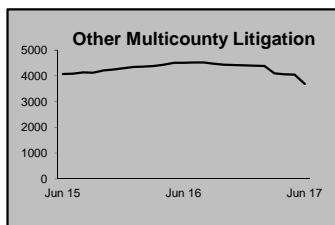
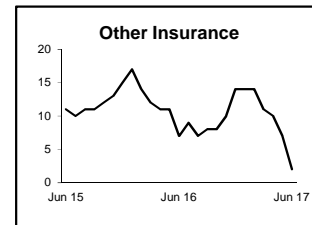
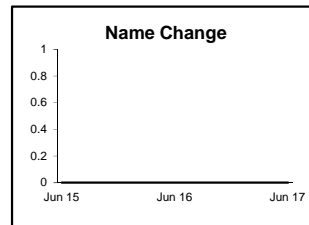
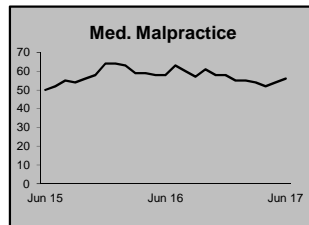
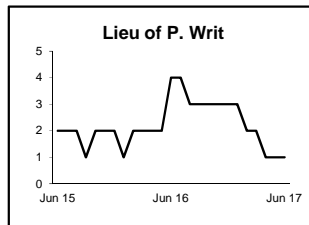
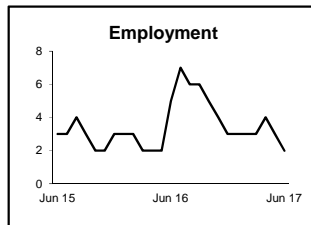
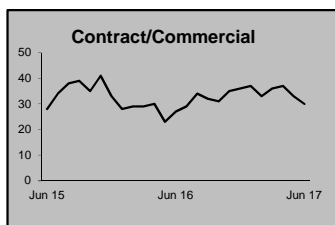
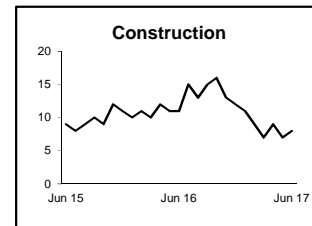
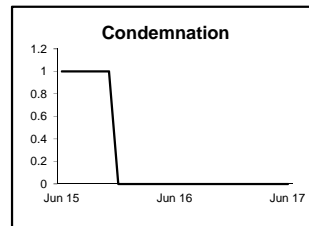
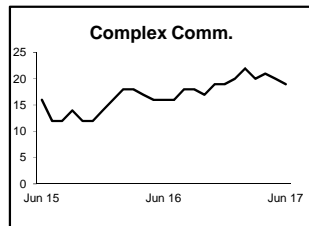
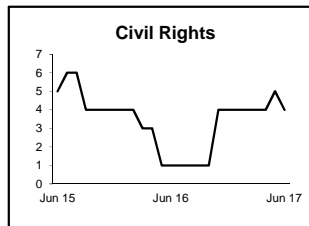
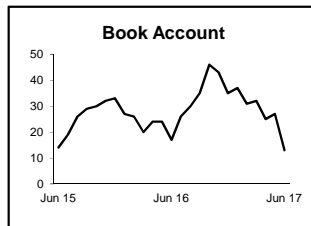
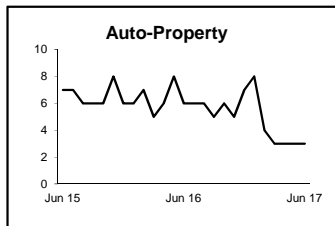
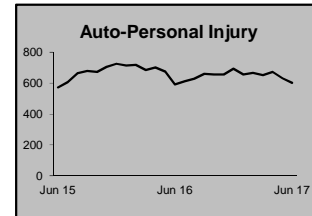
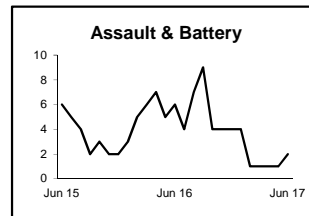
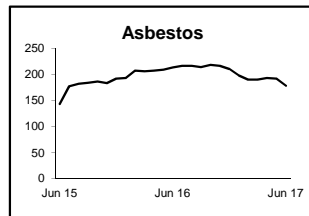
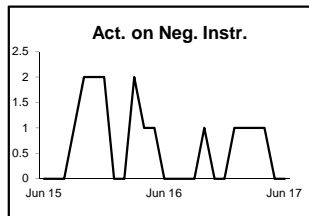
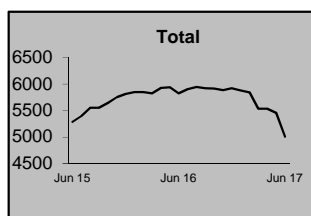
	Trial			Summary					Total	Percent resolved by					
	Jury	Nonjury	Total	Judgment	Settlement	Default Judgment	Dismiss	Other		Trial	Sum Jud	Settle	Default J	Dismiss	Other
Act on Neg Inst	0	1	1	1	6	13	12	1	34	3%	3%	18%	38%	35%	3%
Asbestos	1	1	2	0	96	1	14	2	115	2%	0%	83%	1%	12%	2%
Assault & Bat	0	0	0	1	7	1	18	1	28	0%	4%	25%	4%	64%	4%
Auto - Pers Inj	123	4	127	33	1,221	8	1,621	167	3,177	4%	1%	38%	0%	51%	5%
Auto - Property	0	0	0	1	13	5	25	2	46	0%	2%	28%	11%	54%	4%
Book Account	0	2	2	8	166	293	401	14	884	0%	1%	19%	33%	45%	2%
Civil Rights	0	0	0	1	8	0	13	9	31	0%	3%	26%	0%	42%	29%
Complex Commer	0	0	0	0	5	2	18	10	35	0%	0%	14%	6%	51%	29%
Condemnation	0	0	0	0	1	0	11	4	16	0%	0%	6%	0%	69%	25%
Construction	0	1	1	3	16	5	30	3	58	2%	5%	28%	9%	52%	5%
Contract/Commer	4	7	11	24	142	149	448	31	805	1%	3%	18%	19%	56%	4%
Employment	0	0	0	0	12	0	29	2	43	0%	0%	28%	0%	67%	5%
Lieu of P. Writ	0	0	0	1	6	0	26	9	42	0%	2%	14%	0%	62%	21%
Medical Malprac	10	0	10	2	42	0	55	4	113	9%	2%	37%	0%	49%	4%
Name Change	0	0	0	0	0	0	8	260	268	0%	0%	0%	0%	3%	97%
Other Insurance	0	0	0	5	6	6	48	5	70	0%	7%	9%	9%	69%	7%
Other MCL	0	0	0	0	2	0	1,026	6	1,034	0%	0%	0%	0%	99%	1%
Other Track 1	0	3	3	3	76	11	148	103	344	1%	1%	22%	3%	43%	30%
Other Track 3	2	0	2	3	74	1	97	26	203	1%	1%	36%	0%	48%	13%
Other Track 4	0	0	0	0	8	2	19	14	43	0%	0%	19%	5%	44%	33%
Personal Injury	20	1	21	25	532	12	559	80	1,229	2%	2%	43%	1%	45%	7%
Prod Liability	0	0	0	2	10	0	22	7	41	0%	5%	24%	0%	54%	17%
Prof Malpractic	1	0	1	2	31	0	42	0	76	1%	3%	41%	0%	55%	0%
PIP Coverage	0	0	0	0	3	0	10	1	14	0%	0%	21%	0%	71%	7%
Real Property	0	0	0	3	2	2	17	1	25	0%	12%	8%	8%	68%	4%
Tort Other	0	2	2	3	42	6	94	10	157	1%	2%	27%	4%	60%	6%
Toxic Tort	0	0	0	0	0	0	0	1	1	0%	0%	0%	0%	0%	100%
UM/UIM Bod Inj	8	0	8	4	78	0	116	7	213	4%	2%	37%	0%	54%	3%
<b>Total</b>	<b>169</b>	<b>22</b>	<b>191</b>	<b>125</b>	<b>2,605</b>	<b>517</b>	<b>4,927</b>	<b>780</b>	<b>9,145</b>	<b>2%</b>	<b>1%</b>	<b>28%</b>	<b>6%</b>	<b>54%</b>	<b>9%</b>



NOTE: Some Multicounty Litigation (MCL) cases were transferred in November 2014: Atlantic to Bergen = 8,935; Atlantic to Middlesex = 4,070.

**CIVIL BACKLOG BY CASETYPE  
JUNE 2017  
MIDDLESEX**

	<b>Total</b>	<b>Backlog</b>	<b>% chg</b>
Jun 15		5,288	
Jun 16		5,821	10%
Jun 17		5,008	-14%



1) Casetypes with the state's largest backlogs are highlighted.

2) Some Multicounty Litigation (MCL) cases were transferred in November 2014: Atlantic to Bergen = 8,935; Atlantic to Middlesex = 4,070.

**CIVIL CASELOAD SUMMARY BY CASETYPE**  
**JULY 2016 - JULY 2017**  
**MONMOUTH**

	Filings			Resolutions			Clearance		Backlog			Backlog Percent		Backlog Per 100 Monthly Filings		Active Pending		
	Jul 2015 to Jun 2016	Jul 2016 to Jun 2017	percent change	Jul 2015 to Jun 2016	Jul 2016 to Jun 2017	percent change	Jul 2016 - Jun 2017		Jun 2016	Jun 2017	percent change	Jun 2016	Jun 2017	Jun 2016	Jun 2017	Jun 2016	Jun 2017	percent change
	number	percent																
Act on Neg Inst	29	14	-52%	29	28	-3%	14	200%	3	1	-67%	14%	14%	124	86	21	7	-67%
Asbestos	0	0	0%	0	0	0%	0	100%	0	0	0%	0%	0%	0	0	0	0	0%
Assault & Bat	12	20	67%	14	13	-7%	-7	65%	9	5	-44%	39%	15%	900	300	23	34	48%
Auto - Pers Inj	1,388	1,361	-2%	1,373	1,403	2%	42	103%	453	403	-11%	24%	22%	392	355	1,905	1,863	-2%
Auto - Property	47	45	-4%	48	48	0%	3	107%	7	5	-29%	17%	13%	179	133	42	38	-10%
Book Account	644	809	26%	773	720	-7%	-89	89%	36	35	-3%	10%	8%	67	52	359	438	22%
Civil Rights	19	16	-16%	26	17	-35%	1	106%	2	5	150%	13%	33%	126	375	15	15	0%
Complex Comme	19	25	32%	21	25	19%	0	100%	6	9	50%	18%	25%	379	432	34	36	6%
Condemnation	10	6	-40%	8	8	0%	2	133%	1	2	100%	8%	18%	120	400	13	11	-15%
Construction	61	42	-31%	56	66	18%	24	157%	19	18	-5%	23%	31%	374	514	82	58	-29%
Contract/Comme	706	732	4%	826	764	-8%	32	104%	76	60	-21%	14%	11%	129	98	549	522	-5%
Employment	31	16	-48%	28	22	-21%	6	138%	5	3	-40%	23%	19%	194	225	22	16	-27%
Lieu of P. Writ	55	44	-20%	46	58	26%	14	132%	6	6	0%	10%	13%	131	164	60	46	-23%
Medical Malprac	84	108	29%	106	78	-26%	-30	72%	86	76	-12%	43%	32%	1,229	844	202	235	16%
Name Change	185	199	8%	189	207	10%	8	104%	0	0	0%	0%	0%	0	0	34	26	-24%
Other Insurance	55	63	15%	86	64	-26%	1	102%	15	11	-27%	31%	23%	327	210	48	47	-2%
Other MCL	0	0	0%	0	1		1	100%	0	0	0%	0%	0%	0	0	0	0	0%
Other Track 1	328	328	0%	315	361	15%	33	110%	20	22	10%	11%	15%	73	80	186	144	-23%
Other Track 3	111	96	-14%	93	91	-2%	-5	95%	14	22	57%	11%	17%	151	275	126	132	5%
Other Track 4	45	21	-53%	22	26	18%	5	124%	26	29	12%	33%	38%	693	1,657	80	77	-4%
Personal Injury	854	750	-12%	783	809	3%	59	108%	269	290	8%	23%	26%	378	464	1,187	1,116	-6%
Prod Liability	13	19	46%	14	26	86%	7	137%	12	6	-50%	39%	21%	1,108	379	31	28	-10%
Prof Malpractic	35	34	-3%	65	66	2%	32	194%	33	25	-24%	38%	35%	1,131	882	88	72	-18%
PIP Coverage	12	14	17%	15	16	7%	2	114%	4	2	-50%	40%	25%	400	171	10	8	-20%
Real Property	31	33	6%	30	33	10%	0	100%	11	7	-36%	39%	29%	426	255	28	24	-14%
Tort Other	172	143	-17%	181	176	-3%	33	123%	43	27	-37%	25%	20%	300	227	173	137	-21%
Toxic Tort	1	2	100%	1	2	100%	0	100%	2	0	-100%	67%	0%	2,400	0	3	3	0%
UM/UIIM Bod Inj	92	103	12%	85	102	20%	-1	99%	25	31	24%	19%	24%	326	361	130	131	1%
<b>Total</b>	<b>5,039</b>	<b>5,043</b>	<b>0%</b>	<b>5,233</b>	<b>5,230</b>	<b>0%</b>	<b>187</b>	<b>104%</b>	<b>1,183</b>	<b>1,100</b>	<b>-7%</b>	<b>22%</b>	<b>21%</b>	<b>282</b>	<b>262</b>	<b>5,451</b>	<b>5,264</b>	<b>-3%</b>

NOTE: Some Multicounty Litigation (MCL) cases were transferred in November 2014: Atlantic to Bergen = 8,935; Atlantic to Middlesex = 4,070.

**CIVIL BACKLOG SUMMARY BY CASETYPE**

**JUNE 2017**

**MONMOUTH**

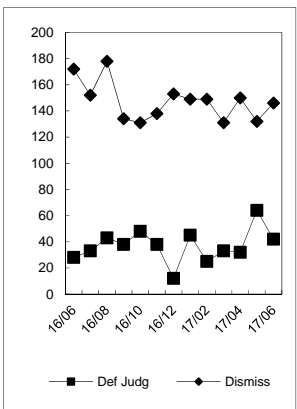
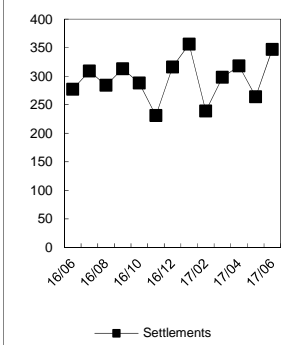
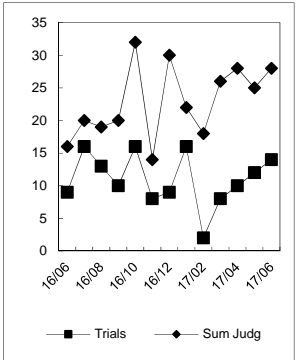
	Cases in Backlog															
	Track 1					Track 2				Track 3			Track 4			Total Backlog
	12 to 18 months	18 to 24 months	24 to 36 months	over 36 months	Total Track 1	18 to 24 months	24 to 36 months	over 36 months	Total Track 2	24 to 36 months	over 36 months	Total Track 3	24 to 36 months	over 36 months	Total Track 4	
Act on Neg Inst	1	0	0	0	1	0	0	0	0	0	0	0	0	0	0	1
Asbestos	0	0	0	0	0	0	0	0	0	0	0	0	0	0	0	0
Assault & Bat	0	0	0	0	0	0	0	0	0	2	3	5	0	0	0	5
Auto - Pers Inj	0	0	0	0	0	210	161	32	403	0	0	0	0	0	0	403
Auto - Property	0	0	0	0	0	4	1	0	5	0	0	0	0	0	0	5
Book Account	32	2	0	1	35	0	0	0	0	0	0	0	0	0	0	35
Civil Rights	0	0	0	0	0	0	0	0	0	4	1	5	0	0	0	5
Complex Comme	0	0	0	0	0	0	0	0	0	0	0	0	6	3	9	9
Condemnation	0	0	0	0	0	0	0	0	0	2	0	2	0	0	0	2
Construction	0	0	0	0	0	4	10	4	18	0	0	0	0	0	0	18
Contract/Comme	0	0	0	0	0	32	18	9	59	0	0	0	0	1	1	60
Employment	0	0	0	0	0	1	1	1	3	0	0	0	0	0	0	3
Lieu of P. Writ	0	0	0	0	0	0	0	0	0	0	0	0	3	3	6	6
Medical Malprac	0	0	0	0	0	0	0	0	0	30	46	76	0	0	0	76
Name Change	0	0	0	0	0	0	0	0	0	0	0	0	0	0	0	0
Other Insurance	2	6	2	1	11	0	0	0	0	0	0	0	0	0	0	11
Other MCL	0	0	0	0	0	0	0	0	0	0	0	0	0	0	0	0
Other Track 1	17	3	0	2	22	0	0	0	0	0	0	0	0	0	0	22
Other Track 3	0	0	0	0	0	0	0	0	0	18	4	22	0	0	0	22
Other Track 4	0	0	0	0	0	0	0	0	0	0	0	0	11	18	29	29
Personal Injury	0	0	0	0	0	163	100	27	290	0	0	0	0	0	0	290
Prod Liability	0	0	0	0	0	0	0	0	0	2	4	6	0	0	0	6
Prof Malpractic	0	0	0	0	0	0	0	0	0	13	12	25	0	0	0	25
PIP Coverage	0	0	2	0	2	0	0	0	0	0	0	0	0	0	0	2
Real Property	2	0	3	2	7	0	0	0	0	0	0	0	0	0	0	7
Tort Other	0	0	0	0	0	11	11	4	26	0	0	0	0	1	1	27
Toxic Tort	0	0	0	0	0	0	0	0	0	0	0	0	0	0	0	0
UM/UIM Bod Inj	0	0	0	0	0	12	18	1	31	0	0	0	0	0	0	31
<b>Total</b>	<b>54</b>	<b>11</b>	<b>7</b>	<b>6</b>	<b>78</b>	<b>437</b>	<b>320</b>	<b>78</b>	<b>835</b>	<b>71</b>	<b>70</b>	<b>141</b>	<b>20</b>	<b>26</b>	<b>46</b>	<b>1,100</b>

NOTE: Some Multicounty Litigation (MCL) cases were transferred in November 2014: Atlantic to Bergen = 8,935; Atlantic to Middlesex = 4,070.

**CIVIL RESOLUTION SUMMARY BY CASETYPE**  
**JULY 2016 - JUNE 2017**  
**MONMOUTH**

	Trial			Summary					Total	Percent resolved by					
	Jury	Nonjury	Total	Judgment	Settlement	Default Judgment	Dismiss	Other		Trial	Sum Jud	Settle	Default J	Dismiss	Other
Act on Neg Inst	0	0	0	2	8	5	11	2	28	0%	7%	29%	18%	39%	7%
Asbestos	0	0	0	0	0	0	0	0	0	0%	0%	0%	0%	0%	0%
Assault & Bat	0	0	0	0	10	0	2	1	13	0%	0%	77%	0%	15%	8%
Auto - Pers Inj	41	2	43	10	991	16	288	55	1,403	3%	1%	71%	1%	21%	4%
Auto - Property	0	0	0	2	33	5	6	2	48	0%	4%	69%	10%	13%	4%
Book Account	0	3	3	9	272	200	228	8	720	0%	1%	38%	28%	32%	1%
Civil Rights	0	0	0	1	7	0	6	3	17	0%	6%	41%	0%	35%	18%
Complex Commer	0	0	0	0	13	1	6	5	25	0%	0%	52%	4%	24%	20%
Condemnation	2	0	2	0	3	0	0	3	8	25%	0%	38%	0%	0%	38%
Construction	0	1	1	1	34	6	23	1	66	2%	2%	52%	9%	35%	2%
Contract/Commer	2	3	5	19	302	167	253	18	764	1%	2%	40%	22%	33%	2%
Employment	0	1	1	2	11	0	6	2	22	5%	9%	50%	0%	27%	9%
Lieu of P. Writ	1	17	18	1	18	0	14	7	58	31%	2%	31%	0%	24%	12%
Medical Malprac	8	0	8	3	51	0	12	4	78	10%	4%	65%	0%	15%	5%
Name Change	0	0	0	0	0	0	13	194	207	0%	0%	0%	0%	6%	94%
Other Insurance	0	0	0	5	34	3	9	13	64	0%	8%	53%	5%	14%	20%
Other MCL	0	0	0	1	0	0	0	0	1	0%	100%	0%	0%	0%	0%
Other Track 1	0	0	0	5	191	11	58	96	361	0%	1%	53%	3%	16%	27%
Other Track 3	1	0	1	5	63	0	12	10	91	1%	5%	69%	0%	13%	11%
Other Track 4	0	0	0	0	15	1	8	2	26	0%	0%	58%	4%	31%	8%
Personal Injury	19	1	20	20	543	13	155	58	809	2%	2%	67%	2%	19%	7%
Prod Liability	0	1	1	1	16	0	6	2	26	4%	4%	62%	0%	23%	8%
Prof Malpractic	0	1	1	2	43	2	18	0	66	2%	3%	65%	3%	27%	0%
PIP Coverage	0	0	0	0	10	0	5	1	16	0%	0%	63%	0%	31%	6%
Real Property	0	0	0	1	15	0	12	5	33	0%	3%	45%	0%	36%	15%
Tort Other	0	3	3	13	87	12	49	12	176	2%	7%	49%	7%	28%	7%
Toxic Tort	0	0	0	0	2	0	0	0	2	0%	0%	100%	0%	0%	0%
UM/UM Bod Inj	3	0	3	0	80	2	14	3	102	3%	0%	78%	2%	14%	3%
<b>Total</b>	<b>77</b>	<b>33</b>	<b>110</b>	<b>103</b>	<b>2,852</b>	<b>444</b>	<b>1,214</b>	<b>507</b>	<b>5,230</b>	<b>2%</b>	<b>2%</b>	<b>55%</b>	<b>8%</b>	<b>23%</b>	<b>10%</b>

Monthly Resolutions

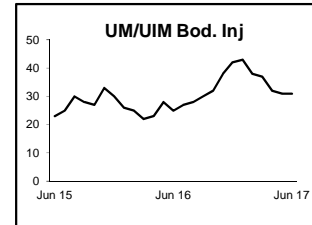
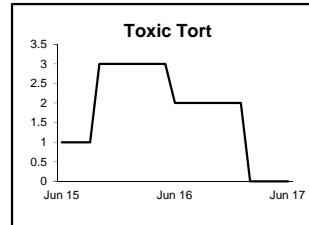
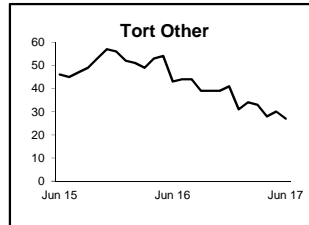
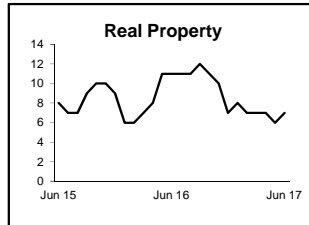
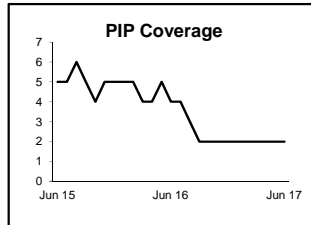
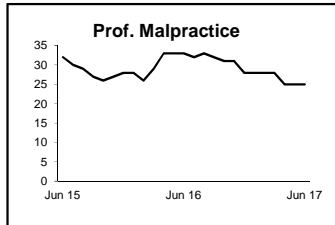
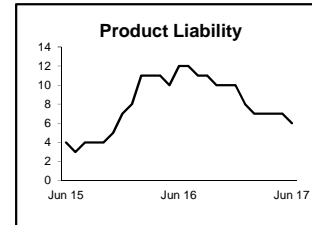
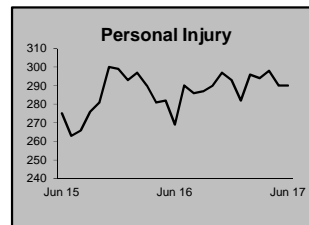
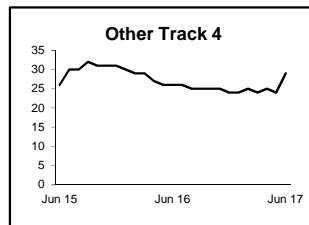
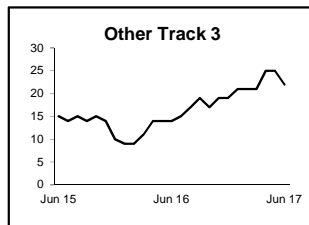
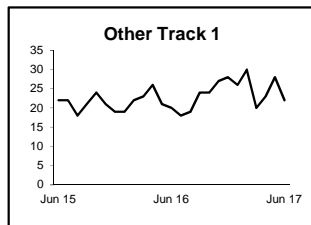
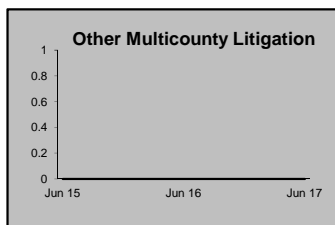
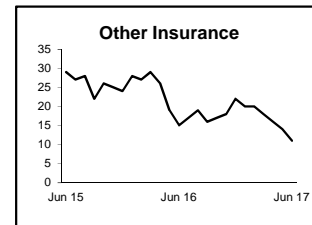
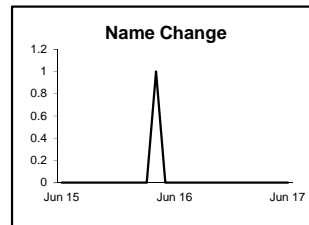
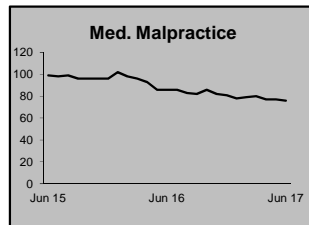
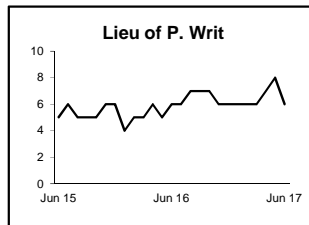
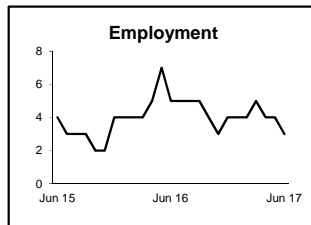
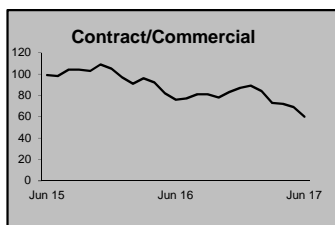
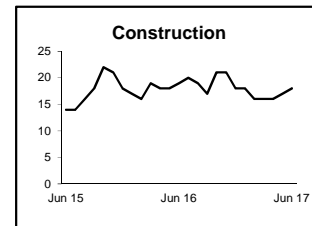
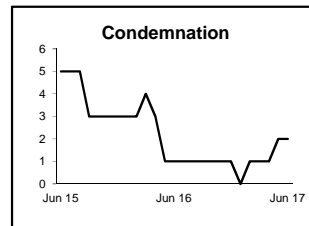
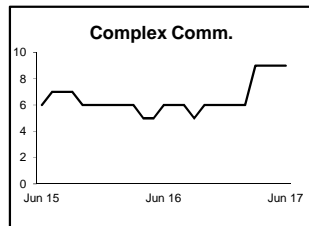
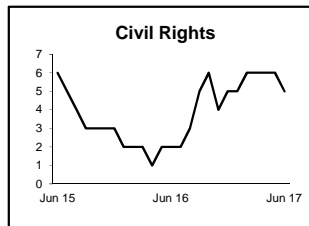
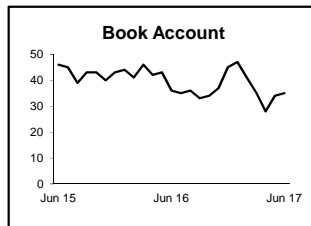
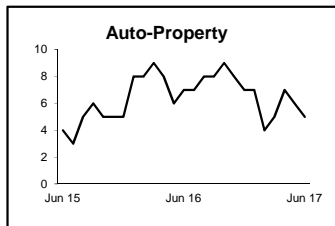
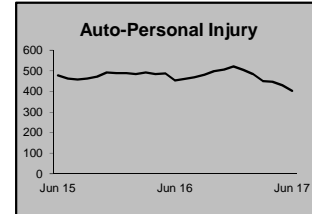
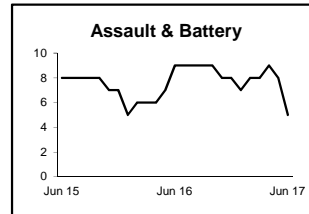
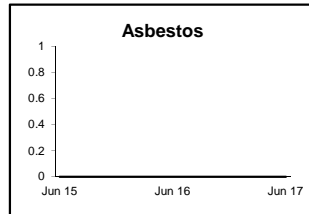
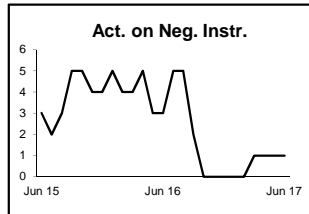
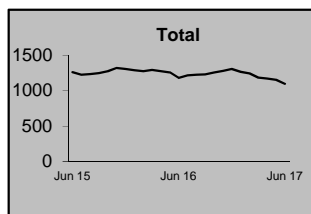


NOTE: Some Multicounty Litigation (MCL) cases were transferred in November 2014: Atlantic to Bergen = 8,935; Atlantic to Middlesex = 4,070.



## CIVIL BACKLOG BY CASETYPE JUNE 2017 MONMOUTH

	Total Backlog	% chg
Jun 15	1,264	
Jun 16	1,183	-6%
Jun 17	1,100	-7%



1) Casetypes with the state's largest backlogs are highlighted.

2) Some Multicounty Litigation (MCL) cases were transferred in November 2014: Atlantic to Bergen = 8,935; Atlantic to Middlesex = 4,070.

**CIVIL CASELOAD SUMMARY BY CASETYPE**  
**JULY 2016 - JULY 2017**  
**MORRIS**

	Filings			Resolutions			Clearance		Backlog			Backlog Percent		Backlog Per 100 Monthly Filings		Active Pending		
	Jul 2015 to Jun 2016	Jul 2016 to Jun 2017	percent change	Jul 2015 to Jun 2016	Jul 2016 to Jun 2017	percent change	Jul 2016 - Jun 2017		Jun 2016	Jun 2017	percent change	Jun 2016	Jun 2017	Jun 2016	Jun 2017	Jun 2016	Jun 2017	percent change
	number	percent	number	percent														
Act on Neg Inst	14	9	-36%	21	11	-48%	2	122%	1	0	-100%	13%	0%	86	0	8	6	-25%
Asbestos	1	0	-100%	0	0	0%	0	100%	0	0	0%	0%	0%	0	0	0	0	0%
Assault & Bat	9	6	-33%	11	8	-27%	2	133%	4	3	-25%	24%	21%	533	600	17	14	-18%
Auto - Pers Inj	584	644	10%	664	593	-11%	-51	92%	146	137	-6%	20%	17%	300	255	739	791	7%
Auto - Property	22	20	-9%	22	27	23%	7	135%	4	1	-75%	17%	6%	218	60	24	17	-29%
Book Account	480	503	5%	534	502	-6%	-1	100%	21	7	-67%	8%	3%	53	17	272	266	-2%
Civil Rights	13	13	0%	14	12	-14%	-1	92%	3	2	-33%	21%	14%	277	185	14	14	0%
Complex Comme	20	16	-20%	11	15	36%	-1	94%	8	10	25%	30%	36%	480	750	27	28	4%
Condemnation	2	4	100%	5	4	-20%	0	100%	2	1	-50%	50%	25%	1,200	300	4	4	0%
Construction	32	34	6%	26	34	31%	0	100%	4	3	-25%	12%	9%	150	106	34	35	3%
Contract/Comme	485	479	-1%	509	462	-9%	-17	96%	38	41	8%	10%	10%	94	103	374	403	8%
Employment	18	16	-11%	13	18	38%	2	113%	2	2	0%	12%	13%	133	150	17	15	-12%
Lieu of P. Writ	18	32	78%	27	35	30%	3	109%	6	5	-17%	23%	22%	400	188	26	23	-12%
Medical Malprac	58	76	31%	86	53	-38%	-23	70%	36	42	17%	32%	31%	745	663	112	137	22%
Name Change	136	186	37%	146	179	23%	-7	96%	0	0	0%	0%	0%	0	0	26	33	27%
Other Insurance	126	97	-23%	149	92	-38%	-5	95%	8	8	0%	14%	14%	76	99	58	58	0%
Other MCL	0	0	0%	1	0	-100%	0	100%	0	0	0%	0%	0%	0	0	0	0	0%
Other Track 1	266	242	-9%	260	222	-15%	-20	92%	16	11	-31%	13%	8%	72	55	125	130	4%
Other Track 3	92	80	-13%	75	75	0%	-5	94%	13	16	23%	12%	14%	170	240	108	114	6%
Other Track 4	43	16	-63%	24	25	4%	9	156%	23	16	-30%	34%	26%	642	1,200	67	62	-7%
Personal Injury	483	387	-20%	414	434	5%	47	112%	126	132	5%	20%	23%	313	409	632	584	-8%
Prod Liability	13	14	8%	15	20	33%	6	143%	3	4	33%	13%	17%	277	343	24	23	-4%
Prof Malpractic	39	36	-8%	42	45	7%	9	125%	20	17	-15%	30%	27%	615	567	67	64	-4%
PIP Coverage	84	60	-29%	101	68	-33%	8	113%	0	0	0%	0%	0%	0	0	25	17	-32%
Real Property	19	21	11%	28	17	-39%	-4	81%	5	1	-80%	45%	7%	316	57	11	14	27%
Tort Other	79	80	1%	77	69	-10%	-11	86%	5	10	100%	7%	12%	76	150	72	83	15%
Toxic Tort	2	2	0%	3	2	-33%	0	100%	1	0	-100%	50%	0%	600	0	2	2	0%
UM/UIIM Bod Inj	18	19	6%	20	22	10%	3	116%	5	4	-20%	20%	17%	333	253	25	24	-4%
<b>Total</b>	<b>3,156</b>	<b>3,092</b>	<b>-2%</b>	<b>3,298</b>	<b>3,044</b>	<b>-8%</b>	<b>-48</b>	<b>98%</b>	<b>500</b>	<b>473</b>	<b>-5%</b>	<b>17%</b>	<b>16%</b>	<b>190</b>	<b>184</b>	<b>2,910</b>	<b>2,961</b>	<b>2%</b>

NOTE: Some Multicounty Litigation (MCL) cases were transferred in November 2014: Atlantic to Bergen = 8,935; Atlantic to Middlesex = 4,070.

**CIVIL BACKLOG SUMMARY BY CASETYPE**

**JUNE 2017**

**MORRIS**

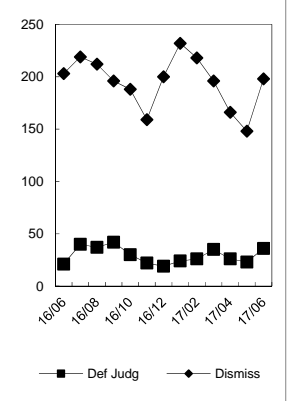
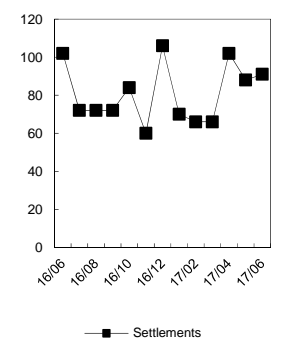
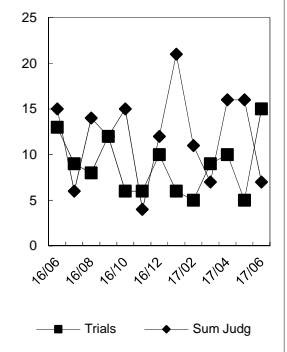
	Cases in Backlog															
	Track 1					Track 2				Track 3			Track 4			Total Backlog
	12 to 18 months	18 to 24 months	24 to 36 months	over 36 months	Total Track 1	18 to 24 months	24 to 36 months	over 36 months	Total Track 2	24 to 36 months	over 36 months	Total Track 3	24 to 36 months	over 36 months	Total Track 4	
Act on Neg Inst	0	0	0	0	0	0	0	0	0	0	0	0	0	0	0	0
Asbestos	0	0	0	0	0	0	0	0	0	0	0	0	0	0	0	0
Assault & Bat	0	0	0	0	0	0	0	0	0	2	1	3	0	0	0	3
Auto - Pers Inj	0	0	0	0	0	83	52	2	137	0	0	0	0	0	0	137
Auto - Property	0	0	0	0	0	1	0	0	1	0	0	0	0	0	0	1
Book Account	4	2	0	1	7	0	0	0	0	0	0	0	0	0	0	7
Civil Rights	0	0	0	0	0	0	0	0	0	0	2	2	0	0	0	2
Complex Comme	0	0	0	0	0	0	0	0	0	0	0	0	4	6	10	10
Condemnation	0	0	0	0	0	0	0	0	0	0	1	1	0	0	0	1
Construction	0	0	0	0	0	2	0	0	2	0	0	0	1	0	1	3
Contract/Comme	0	0	0	0	0	26	10	5	41	0	0	0	0	0	0	41
Employment	0	0	0	0	0	1	1	0	2	0	0	0	0	0	0	2
Lieu of P. Writ	0	0	0	0	0	0	0	0	0	0	0	0	3	2	5	5
Medical Malprac	0	0	0	0	0	0	0	0	0	23	19	42	0	0	0	42
Name Change	0	0	0	0	0	0	0	0	0	0	0	0	0	0	0	0
Other Insurance	5	3	0	0	8	0	0	0	0	0	0	0	0	0	0	8
Other MCL	0	0	0	0	0	0	0	0	0	0	0	0	0	0	0	0
Other Track 1	6	4	0	1	11	0	0	0	0	0	0	0	0	0	0	11
Other Track 3	0	0	0	0	0	0	0	0	0	12	4	16	0	0	0	16
Other Track 4	0	0	0	0	0	0	0	0	0	0	0	0	3	13	16	16
Personal Injury	0	0	0	0	0	88	41	3	132	0	0	0	0	0	0	132
Prod Liability	0	0	0	0	0	0	0	0	0	2	2	4	0	0	0	4
Prof Malpractic	0	0	0	0	0	0	0	0	0	11	6	17	0	0	0	17
PIP Coverage	0	0	0	0	0	0	0	0	0	0	0	0	0	0	0	0
Real Property	1	0	0	0	1	0	0	0	0	0	0	0	0	0	0	1
Tort Other	0	0	0	0	0	7	3	0	10	0	0	0	0	0	0	10
Toxic Tort	0	0	0	0	0	0	0	0	0	0	0	0	0	0	0	0
UM/UIM Bod Inj	0	0	0	0	0	2	2	0	4	0	0	0	0	0	0	4
<b>Total</b>	<b>16</b>	<b>9</b>	<b>0</b>	<b>2</b>	<b>27</b>	<b>210</b>	<b>109</b>	<b>10</b>	<b>329</b>	<b>50</b>	<b>35</b>	<b>85</b>	<b>11</b>	<b>21</b>	<b>32</b>	<b>473</b>

NOTE: Some Multicounty Litigation (MCL) cases were transferred in November 2014: Atlantic to Bergen = 8,935; Atlantic to Middlesex = 4,070.

**CIVIL RESOLUTION SUMMARY BY CASETYPE**  
**JULY 2016 - JUNE 2017**  
**MORRIS**

	Trial			Summary					Total	Percent resolved by					
	Jury	Nonjury	Total	Judgment	Settlement	Default Judgment	Dismiss	Other		Trial	Sum Jud	Settle	Default J	Dismiss	Other
Act on Neg Inst	0	0	0	0	5	2	4	0	11	0%	0%	45%	18%	36%	0%
Asbestos	0	0	0	0	0	0	0	0	0	0%	0%	0%	0%	0%	0%
Assault & Bat	0	0	0	0	2	0	5	1	8	0%	0%	25%	0%	63%	13%
Auto - Pers Inj	9	4	13	1	248	0	316	15	593	2%	0%	42%	0%	53%	3%
Auto - Property	2	0	2	0	12	2	11	0	27	7%	0%	44%	7%	41%	0%
Book Account	0	0	0	8	114	142	231	7	502	0%	2%	23%	28%	46%	1%
Civil Rights	0	0	0	0	2	0	8	2	12	0%	0%	17%	0%	67%	17%
Complex Commer	0	0	0	0	1	0	14	0	15	0%	0%	7%	0%	93%	0%
Condemnation	0	0	0	0	3	0	1	0	4	0%	0%	75%	0%	25%	0%
Construction	0	1	1	1	14	2	15	1	34	3%	3%	41%	6%	44%	3%
Contract/Commer	2	5	7	10	89	88	250	18	462	2%	2%	19%	19%	54%	4%
Employment	0	0	0	0	8	1	8	1	18	0%	0%	44%	6%	44%	6%
Lieu of P. Writ	0	2	2	1	1	0	27	4	35	6%	3%	3%	0%	77%	11%
Medical Malprac	3	1	4	0	18	0	30	1	53	8%	0%	34%	0%	57%	2%
Name Change	0	0	0	0	0	0	5	174	179	0%	0%	0%	0%	3%	97%
Other Insurance	0	0	0	0	14	0	61	17	92	0%	0%	15%	0%	66%	18%
Other MCL	0	0	0	0	0	0	0	0	0	0%	0%	0%	0%	0%	0%
Other Track 1	0	6	6	0	53	13	121	29	222	3%	0%	24%	6%	55%	13%
Other Track 3	3	0	3	0	24	0	43	5	75	4%	0%	32%	0%	57%	7%
Other Track 4	0	1	1	0	7	0	17	0	25	4%	0%	28%	0%	68%	0%
Personal Injury	3	1	4	5	177	2	230	16	434	1%	1%	41%	0%	53%	4%
Prod Liability	0	0	0	1	4	0	13	2	20	0%	5%	20%	0%	65%	10%
Prof Malpractic	0	0	0	0	17	3	24	1	45	0%	0%	38%	7%	53%	2%
PIP Coverage	0	0	0	0	3	0	55	10	68	0%	0%	4%	0%	81%	15%
Real Property	0	0	0	1	3	0	9	4	17	0%	6%	18%	0%	53%	24%
Tort Other	0	0	0	0	23	3	37	6	69	0%	0%	33%	4%	54%	9%
Toxic Tort	0	0	0	0	0	0	2	0	2	0%	0%	0%	0%	100%	0%
UM/UM Bod Inj	0	0	0	0	12	0	9	1	22	0%	0%	55%	0%	41%	5%
<b>Total</b>	<b>22</b>	<b>21</b>	<b>43</b>	<b>28</b>	<b>854</b>	<b>258</b>	<b>1,546</b>	<b>315</b>	<b>3,044</b>	<b>1%</b>	<b>1%</b>	<b>28%</b>	<b>8%</b>	<b>51%</b>	<b>10%</b>

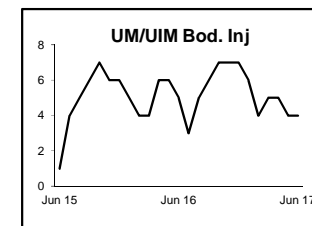
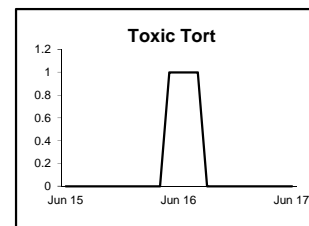
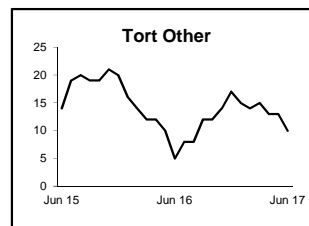
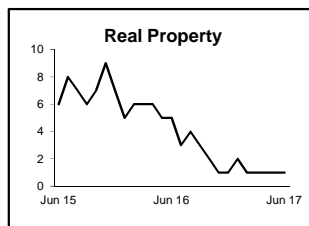
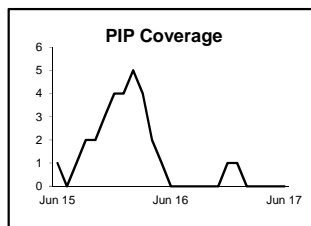
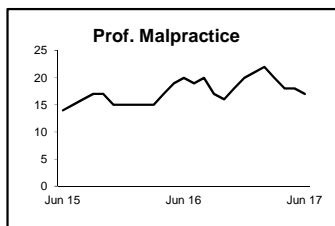
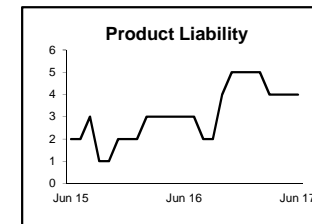
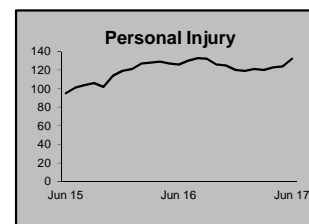
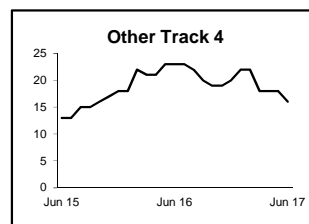
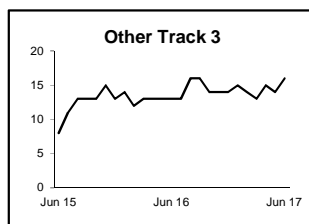
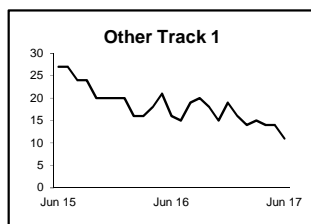
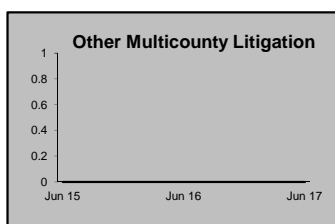
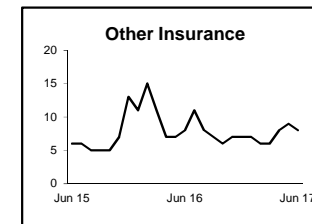
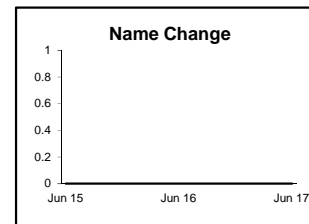
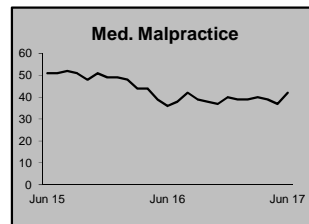
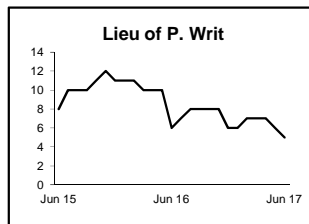
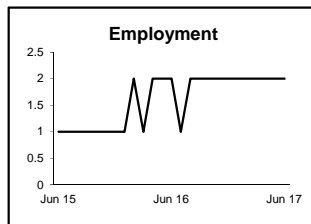
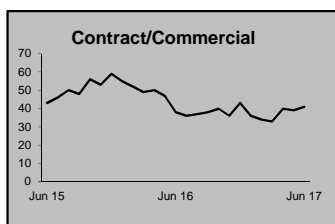
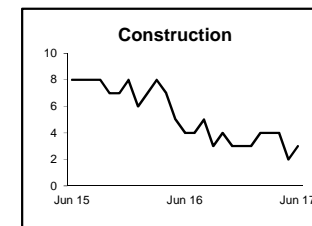
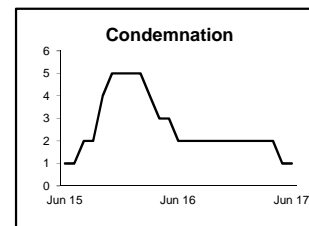
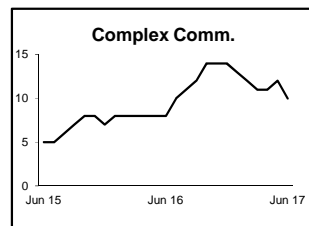
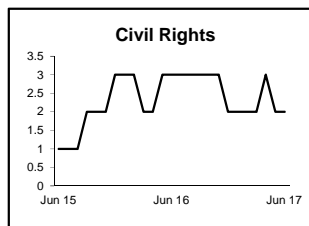
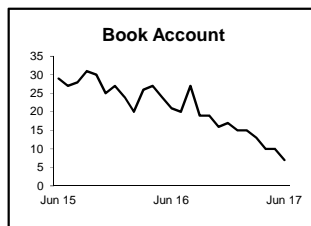
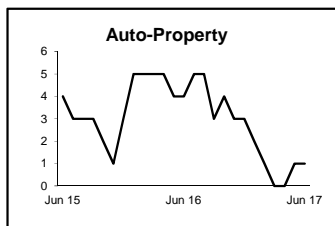
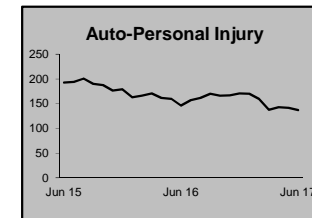
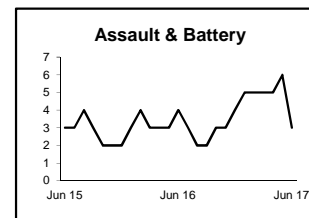
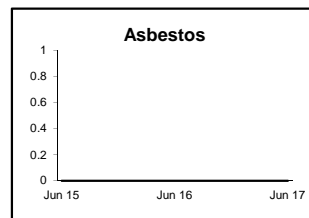
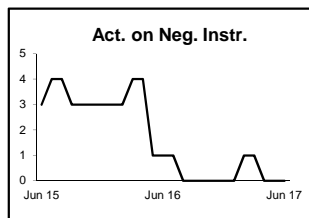
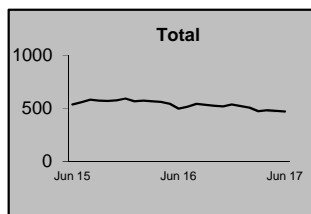
Monthly Resolutions



NOTE: Some Multicounty Litigation (MCL) cases were transferred in November 2014: Atlantic to Bergen = 8,935; Atlantic to Middlesex = 4,070.

## CIVIL BACKLOG BY CASETYPE JUNE 2017 MORRIS

	Total Backlog	% chg
Jun 15	537	
Jun 16	500	-7%
Jun 17	473	-5%



1) Casetypes with the state's largest backlogs are highlighted.

2) Some Multicounty Litigation (MCL) cases were transferred in November 2014: Atlantic to Bergen = 8,935; Atlantic to Middlesex = 4,070.

**CIVIL CASELOAD SUMMARY BY CASETYPE**  
**JULY 2016 - JULY 2017**  
**OCEAN**

	Filings			Resolutions			Clearance		Backlog			Backlog Percent		Backlog Per 100 Monthly Filings		Active Pending		
	Jul 2015 to Jun 2016	Jul 2016 to Jun 2017	percent change	Jul 2015 to Jun 2016	Jul 2016 to Jun 2017	percent change	Jul 2016 - Jun 2017		Jun 2016	Jun 2017	percent change	Jun 2016	Jun 2017	Jun 2016	Jun 2017	Jun 2016	Jun 2017	percent change
	number	percent																
Act on Neg Inst	10	11	10%	14	13	-7%	2	118%	2	0	-100%	29%	0%	240	0	7	4	-43%
Asbestos	0	0	0%	0	0	0%	0	100%	0	0	0%	0%	0%	0	0	0	0	0%
Assault & Bat	8	14	75%	9	9	0%	-5	64%	0	0	0%	0%	0%	0	0	11	16	45%
Auto - Pers Inj	1,009	982	-3%	1,011	956	-5%	-26	97%	275	277	1%	21%	20%	327	338	1,334	1,362	2%
Auto - Property	24	39	63%	35	37	6%	-2	95%	3	4	33%	12%	14%	150	123	26	28	8%
Book Account	501	548	9%	507	527	4%	-21	96%	22	13	-41%	9%	5%	53	28	256	276	8%
Civil Rights	17	15	-12%	12	11	-8%	-4	73%	0	1		0%	8%	0	80	9	13	44%
Complex Comme	14	10	-29%	6	15	150%	5	150%	2	5	150%	8%	22%	171	600	26	23	-12%
Condemnation	111	68	-39%	34	32	-6%	-36	47%	1	5	400%	1%	3%	11	88	107	143	34%
Construction	67	58	-13%	61	55	-10%	-3	95%	7	10	43%	13%	17%	125	207	55	59	7%
Contract/Comme	478	406	-15%	720	450	-38%	44	111%	38	25	-34%	11%	8%	95	74	353	312	-12%
Employment	11	12	9%	15	11	-27%	-1	92%	0	2		0%	20%	0	200	9	10	11%
Lieu of P. Writ	51	40	-22%	49	41	-16%	1	103%	1	6	500%	3%	18%	24	180	34	33	-3%
Medical Malprac	70	61	-13%	73	67	-8%	6	110%	21	26	24%	18%	23%	360	511	119	115	-3%
Name Change	136	155	14%	136	158	16%	3	102%	0	0	0%	0%	0%	0	0	19	16	-16%
Other Insurance	37	51	38%	60	39	-35%	-12	76%	9	4	-56%	32%	10%	292	94	28	39	39%
Other MCL	0	0	0%	0	0	0%	0	100%	0	0	0%	0%	0%	0	0	0	0	0%
Other Track 1	347	341	-2%	354	348	-2%	7	102%	23	27	17%	13%	16%	80	95	180	173	-4%
Other Track 3	87	65	-25%	71	77	8%	12	118%	6	6	0%	6%	7%	83	111	97	86	-11%
Other Track 4	18	10	-44%	11	19	73%	9	190%	2	3	50%	7%	16%	133	360	27	19	-30%
Personal Injury	572	603	5%	515	550	7%	-53	91%	130	183	41%	17%	22%	273	364	779	829	6%
Prod Liability	16	13	-19%	12	15	25%	2	115%	2	5	150%	7%	18%	150	462	27	28	4%
Prof Malpractic	29	30	3%	57	45	-21%	15	150%	7	8	14%	11%	15%	290	320	64	52	-19%
PIP Coverage	6	12	100%	8	7	-13%	-5	58%	2	2	0%	50%	22%	400	200	4	9	125%
Real Property	38	25	-34%	15	39	160%	14	156%	3	4	33%	10%	24%	95	192	31	17	-45%
Tort Other	140	120	-14%	131	107	-18%	-13	89%	12	17	42%	11%	14%	103	170	110	122	11%
Toxic Tort	0	1		4	0	-100%	-1	0%	0	0	0%	0%	0%	0	0	0	1	
UM/UIIM Bod Inj	67	51	-24%	57	58	2%	7	114%	11	10	-9%	15%	15%	197	235	73	66	-10%
<b>Total</b>	<b>3,864</b>	<b>3,741</b>	<b>-3%</b>	<b>3,977</b>	<b>3,686</b>	<b>-7%</b>	<b>-55</b>	<b>99%</b>	<b>579</b>	<b>643</b>	<b>11%</b>	<b>15%</b>	<b>17%</b>	<b>180</b>	<b>206</b>	<b>3,785</b>	<b>3,851</b>	<b>2%</b>

NOTE: Some Multicounty Litigation (MCL) cases were transferred in November 2014: Atlantic to Bergen = 8,935; Atlantic to Middlesex = 4,070.

**CIVIL BACKLOG SUMMARY BY CASETYPE**

**JUNE 2017**

**OCEAN**

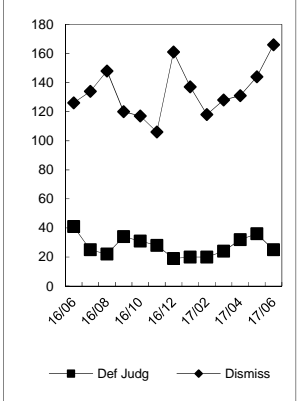
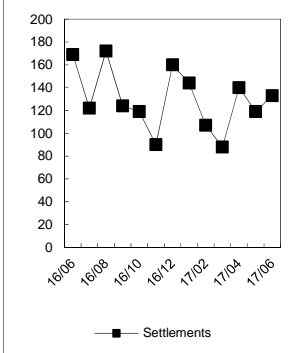
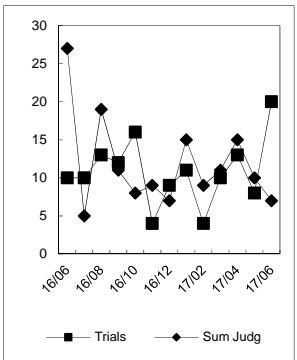
	Cases in Backlog															
	Track 1					Track 2				Track 3			Track 4			Total Backlog
	12 to 18 months	18 to 24 months	24 to 36 months	over 36 months	Total Track 1	18 to 24 months	24 to 36 months	over 36 months	Total Track 2	24 to 36 months	over 36 months	Total Track 3	24 to 36 months	over 36 months	Total Track 4	
Act on Neg Inst	0	0	0	0	0	0	0	0	0	0	0	0	0	0	0	0
Asbestos	0	0	0	0	0	0	0	0	0	0	0	0	0	0	0	0
Assault & Bat	0	0	0	0	0	0	0	0	0	0	0	0	0	0	0	0
Auto - Pers Inj	0	0	0	0	0	177	91	9	277	0	0	0	0	0	0	277
Auto - Property	0	0	0	0	0	4	0	0	4	0	0	0	0	0	0	4
Book Account	5	4	4	0	13	0	0	0	0	0	0	0	0	0	0	13
Civil Rights	0	0	0	0	0	0	0	0	0	1	0	1	0	0	0	1
Complex Comme	0	0	0	0	0	0	0	0	0	0	0	0	4	1	5	5
Condemnation	0	0	0	0	0	0	0	0	0	4	1	5	0	0	0	5
Construction	0	0	0	0	0	2	8	0	10	0	0	0	0	0	0	10
Contract/Comme	0	0	0	0	0	11	13	1	25	0	0	0	0	0	0	25
Employment	0	0	0	0	0	2	0	0	2	0	0	0	0	0	0	2
Lieu of P. Writ	0	0	0	0	0	0	0	0	0	0	0	0	6	0	6	6
Medical Malprac	0	0	0	0	0	0	0	0	0	23	3	26	0	0	0	26
Name Change	0	0	0	0	0	0	0	0	0	0	0	0	0	0	0	0
Other Insurance	2	0	1	1	4	0	0	0	0	0	0	0	0	0	0	4
Other MCL	0	0	0	0	0	0	0	0	0	0	0	0	0	0	0	0
Other Track 1	23	2	2	0	27	0	0	0	0	0	0	0	0	0	0	27
Other Track 3	0	0	0	0	0	0	0	0	0	5	1	6	0	0	0	6
Other Track 4	0	0	0	0	0	0	0	0	0	0	0	0	1	2	3	3
Personal Injury	0	0	0	0	0	123	58	2	183	0	0	0	0	0	0	183
Prod Liability	0	0	0	0	0	0	0	0	0	5	0	5	0	0	0	5
Prof Malpractic	0	0	0	0	0	0	0	0	0	6	2	8	0	0	0	8
PIP Coverage	1	1	0	0	2	0	0	0	0	0	0	0	0	0	0	2
Real Property	3	0	1	0	4	0	0	0	0	0	0	0	0	0	0	4
Tort Other	0	0	0	0	0	11	6	0	17	0	0	0	0	0	0	17
Toxic Tort	0	0	0	0	0	0	0	0	0	0	0	0	0	0	0	0
UM/UIM Bod Inj	0	0	0	0	0	6	4	0	10	0	0	0	0	0	0	10
<b>Total</b>	<b>34</b>	<b>7</b>	<b>8</b>	<b>1</b>	<b>50</b>	<b>336</b>	<b>180</b>	<b>12</b>	<b>528</b>	<b>44</b>	<b>7</b>	<b>51</b>	<b>11</b>	<b>3</b>	<b>14</b>	<b>643</b>

NOTE: Some Multicounty Litigation (MCL) cases were transferred in November 2014: Atlantic to Bergen = 8,935; Atlantic to Middlesex = 4,070.

**CIVIL RESOLUTION SUMMARY BY CASETYPE**  
**JULY 2016 - JUNE 2017**  
**OCEAN**

	Trial			Summary					Total	Percent resolved by					
	Jury	Nonjury	Total	Judgment	Settlement	Default Judgment	Dismiss	Other		Trial	Sum Jud	Settle	Default J	Dismiss	Other
Act on Neg Inst	0	0	0	0	2	6	5	0	13	0%	0%	15%	46%	38%	0%
Asbestos	0	0	0	0	0	0	0	0	0	0%	0%	0%	0%	0%	0%
Assault & Bat	0	0	0	1	4	0	3	1	9	0%	11%	44%	0%	33%	11%
Auto - Pers Inj	31	1	32	7	373	2	514	28	956	3%	1%	39%	0%	54%	3%
Auto - Property	1	0	1	0	13	4	17	2	37	3%	0%	35%	11%	46%	5%
Book Account	1	1	2	14	96	200	209	6	527	0%	3%	18%	38%	40%	1%
Civil Rights	0	0	0	0	0	0	11	0	11	0%	0%	0%	0%	100%	0%
Complex Commer	0	0	0	1	6	1	6	1	15	0%	7%	40%	7%	40%	7%
Condemnation	0	0	0	0	2	0	5	25	32	0%	0%	6%	0%	16%	78%
Construction	0	0	0	1	21	7	25	1	55	0%	2%	38%	13%	45%	2%
Contract/Commer	3	4	7	16	121	99	194	13	450	2%	4%	27%	22%	43%	3%
Employment	0	0	0	0	5	0	3	3	11	0%	0%	45%	0%	27%	27%
Lieu of P. Writ	0	15	15	2	3	0	20	1	41	37%	5%	7%	0%	49%	2%
Medical Malprac	5	0	5	2	20	0	39	1	67	7%	3%	30%	0%	58%	1%
Name Change	0	0	0	0	0	0	4	154	158	0%	0%	0%	0%	3%	97%
Other Insurance	0	0	0	5	5	4	20	5	39	0%	13%	13%	10%	51%	13%
Other MCL	0	0	0	0	0	0	0	0	0	0%	0%	0%	0%	0%	0%
Other Track 1	1	1	2	1	73	18	109	145	348	1%	0%	21%	5%	31%	42%
Other Track 3	1	0	1	3	26	0	40	7	77	1%	4%	34%	0%	52%	9%
Other Track 4	0	0	0	0	3	3	12	1	19	0%	0%	16%	16%	63%	5%
Personal Injury	10	0	10	13	236	6	252	33	550	2%	2%	43%	1%	46%	6%
Prod Liability	0	0	0	0	4	0	9	2	15	0%	0%	27%	0%	60%	13%
Prof Malpractic	0	0	0	1	22	0	21	1	45	0%	2%	49%	0%	47%	2%
PIP Coverage	0	0	0	0	2	0	5	0	7	0%	0%	29%	0%	71%	0%
Real Property	0	0	0	2	9	6	21	1	39	0%	5%	23%	15%	54%	3%
Tort Other	2	0	2	4	26	10	59	6	107	2%	4%	24%	9%	55%	6%
Toxic Tort	0	0	0	0	0	0	0	0	0	0%	0%	0%	0%	0%	0%
UM/UM Bod Inj	3	1	4	1	25	0	28	0	58	7%	2%	43%	0%	48%	0%
<b>Total</b>	<b>58</b>	<b>23</b>	<b>81</b>	<b>74</b>	<b>1,097</b>	<b>366</b>	<b>1,631</b>	<b>437</b>	<b>3,686</b>	<b>2%</b>	<b>2%</b>	<b>30%</b>	<b>10%</b>	<b>44%</b>	<b>12%</b>

Monthly Resolutions

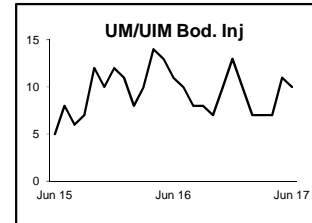
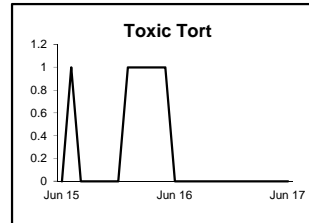
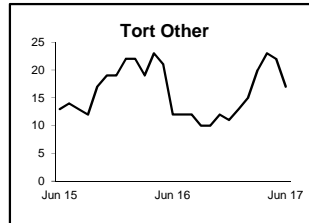
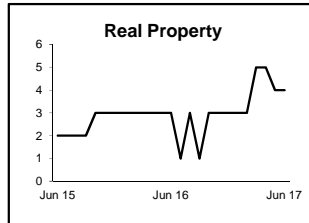
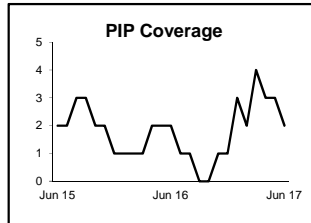
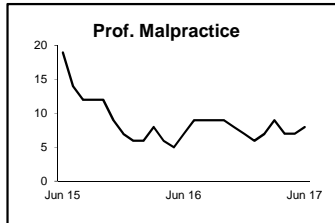
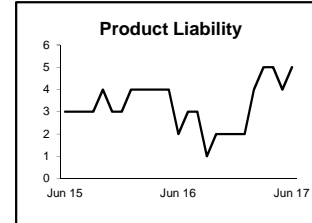
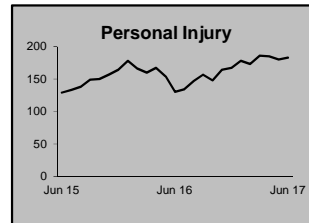
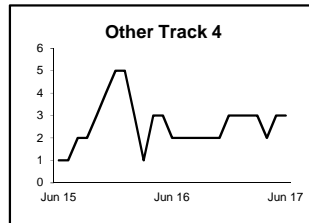
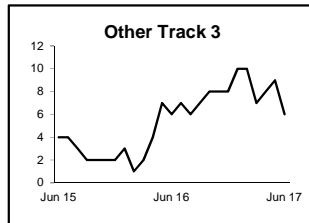
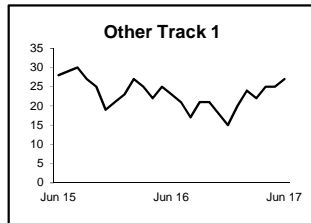
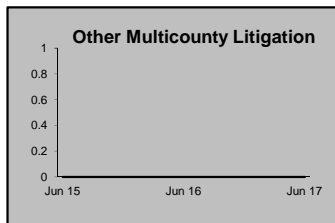
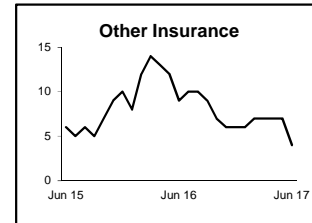
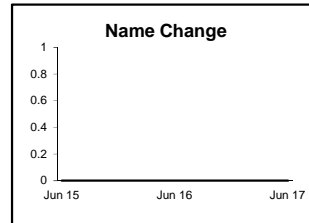
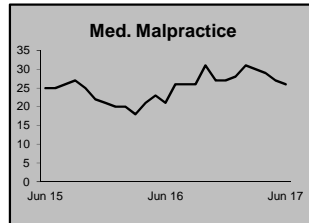
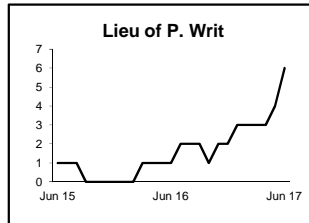
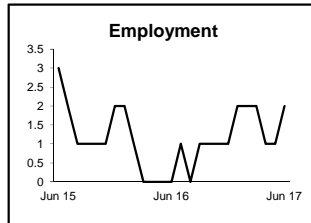
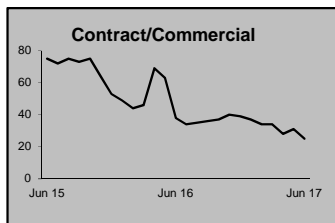
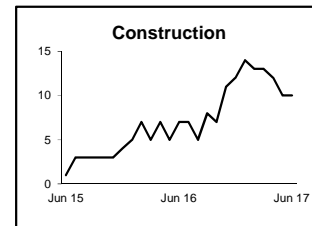
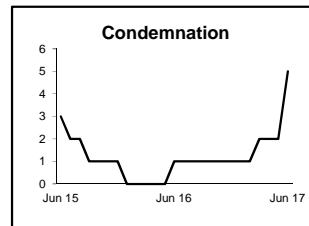
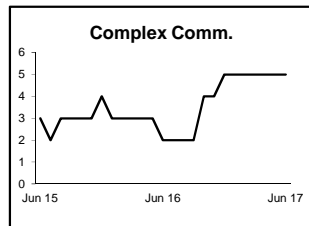
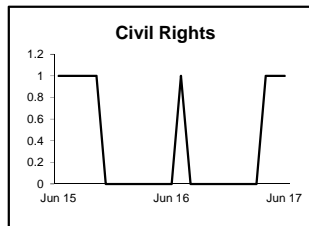
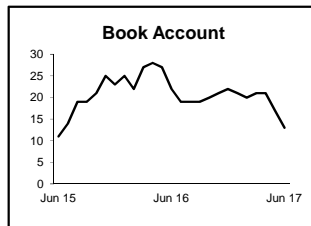
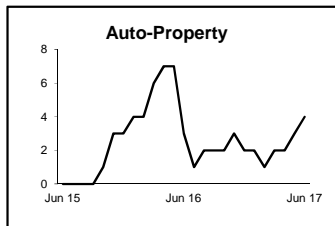
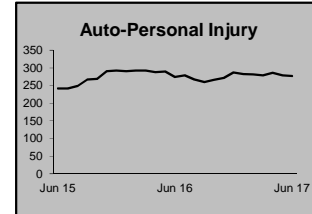
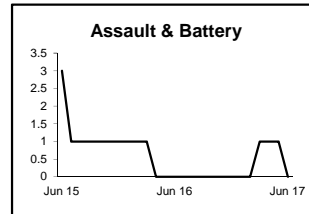
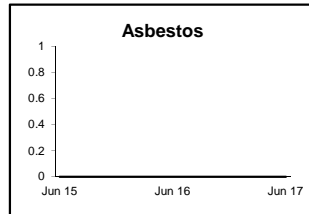
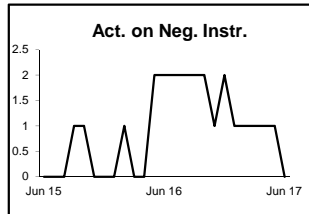
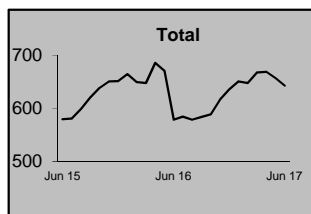


NOTE: Some Multicounty Litigation (MCL) cases were transferred in November 2014: Atlantic to Bergen = 8,935; Atlantic to Middlesex = 4,070.



## CIVIL BACKLOG BY CASETYPE JUNE 2017 OCEAN

	Total Backlog	% chg
Jun 15	580	
Jun 16	579	0%
Jun 17	643	11%



1) Casetypes with the state's largest backlogs are highlighted.

2) Some Multicounty Litigation (MCL) cases were transferred in November 2014: Atlantic to Bergen = 8,935; Atlantic to Middlesex = 4,070.

**CIVIL CASELOAD SUMMARY BY CASETYPE**  
**JULY 2016 - JULY 2017**  
**PASSAIC**

	Filings			Resolutions			Clearance		Backlog			Backlog Percent		Backlog Per 100 Monthly Filings		Active Pending		
	Jul 2015 to Jun 2016	Jul 2016 to Jun 2017	percent change	Jul 2015 to Jun 2016	Jul 2016 to Jun 2017	percent change	Jul 2016 - Jun 2017		Jun 2016	Jun 2017	percent change	Jun 2016	Jun 2017	Jun 2016	Jun 2017	Jun 2016	Jun 2017	percent change
	number	percent																
Act on Neg Inst	16	17	6%	21	13	-38%	-4	76%	0	0	0%	0%	0%	0	0	5	9	80%
Asbestos	0	0	0%	0	0	0%	0	100%	0	0	0%	0%	0%	0	0	0	0	0%
Assault & Bat	10	10	0%	17	11	-35%	1	110%	1	0	-100%	8%	0%	120	0	12	11	-8%
Auto - Pers Inj	2,055	2,084	1%	2,146	1,968	-8%	-116	94%	226	213	-6%	10%	9%	132	123	2,264	2,380	5%
Auto - Property	31	21	-32%	24	35	46%	14	167%	3	1	-67%	10%	6%	116	57	31	17	-45%
Book Account	456	447	-2%	484	463	-4%	16	104%	16	15	-6%	6%	6%	42	40	260	235	-10%
Civil Rights	11	14	27%	9	8	-11%	-6	57%	0	4		0%	27%	0	343	9	15	67%
Complex Comme	5	6	20%	10	7	-30%	1	117%	2	0	-100%	50%	0%	480	0	4	3	-25%
Condemnation	0	0	0%	4	1	-75%	1	100%	0	0	0%	0%	0%	0	0	1	0	-100%
Construction	33	18	-45%	26	29	12%	11	161%	1	0	-100%	4%	0%	36	0	24	13	-46%
Contract/Comme	466	405	-13%	433	431	0%	26	106%	10	15	50%	3%	5%	26	44	308	287	-7%
Employment	16	16	0%	12	12	0%	-4	75%	1	1	0%	8%	6%	75	75	13	16	23%
Lieu of P. Writ	26	22	-15%	19	30	58%	8	136%	1	3	200%	4%	17%	46	164	26	18	-31%
Medical Malprac	58	45	-22%	43	43	0%	-2	96%	14	13	-7%	17%	15%	290	347	82	84	2%
Name Change	153	143	-7%	149	153	3%	10	107%	0	0	0%	0%	0%	0	0	26	15	-42%
Other Insurance	56	69	23%	57	62	9%	-7	90%	9	5	-44%	24%	12%	193	87	38	43	13%
Other MCL	0	0	0%	0	0	0%	0	100%	0	0	0%	0%	0%	0	0	0	0	0%
Other Track 1	246	181	-26%	227	216	-5%	35	119%	5	7	40%	4%	8%	24	46	125	87	-30%
Other Track 3	81	55	-32%	80	79	-1%	24	144%	3	6	100%	3%	8%	44	131	99	75	-24%
Other Track 4	20	5	-75%	11	22	100%	17	440%	11	5	-55%	29%	21%	660	1,200	38	24	-37%
Personal Injury	941	711	-24%	810	903	11%	192	127%	89	111	25%	8%	12%	113	187	1,088	892	-18%
Prod Liability	13	10	-23%	24	11	-54%	1	110%	0	2		0%	10%	0	240	18	20	11%
Prof Malpractic	20	34	70%	30	32	7%	-2	94%	5	4	-20%	16%	10%	300	141	32	41	28%
PIP Coverage	36	26	-28%	40	28	-30%	2	108%	1	0	-100%	10%	0%	33	0	10	7	-30%
Real Property	20	16	-20%	23	22	-4%	6	138%	1	1	0%	7%	13%	60	75	14	8	-43%
Tort Other	84	87	4%	82	86	5%	-1	99%	6	4	-33%	7%	5%	86	55	81	81	0%
Toxic Tort	4	0	-100%	4	4	0%	4	100%	1	0	-100%	20%	0%	300	0	5	1	-80%
UM/UIIM Bod Inj	82	105	28%	78	79	1%	-26	75%	10	6	-40%	11%	5%	146	69	92	120	30%
<b>Total</b>	<b>4,939</b>	<b>4,547</b>	<b>-8%</b>	<b>4,863</b>	<b>4,748</b>	<b>-2%</b>	<b>201</b>	<b>104%</b>	<b>416</b>	<b>416</b>	<b>0%</b>	<b>9%</b>	<b>9%</b>	<b>101</b>	<b>110</b>	<b>4,705</b>	<b>4,502</b>	<b>-4%</b>

NOTE: Some Multicounty Litigation (MCL) cases were transferred in November 2014: Atlantic to Bergen = 8,935; Atlantic to Middlesex = 4,070.

**CIVIL BACKLOG SUMMARY BY CASETYPE**

**JUNE 2017**

**PASSAIC**

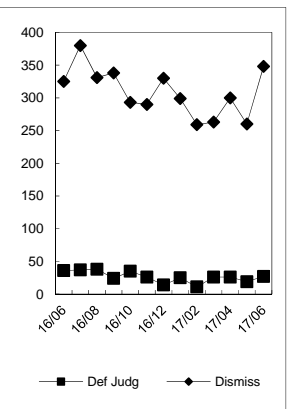
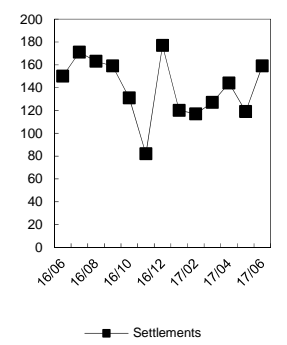
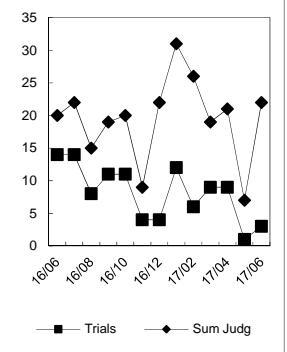
	Cases in Backlog															
	Track 1					Track 2				Track 3			Track 4			Total Backlog
	12 to 18 months	18 to 24 months	24 to 36 months	over 36 months	Total Track 1	18 to 24 months	24 to 36 months	over 36 months	Total Track 2	24 to 36 months	over 36 months	Total Track 3	24 to 36 months	over 36 months	Total Track 4	
Act on Neg Inst	0	0	0	0	0	0	0	0	0	0	0	0	0	0	0	0
Asbestos	0	0	0	0	0	0	0	0	0	0	0	0	0	0	0	0
Assault & Bat	0	0	0	0	0	0	0	0	0	0	0	0	0	0	0	0
Auto - Pers Inj	0	0	0	0	0	192	21	0	213	0	0	0	0	0	0	213
Auto - Property	0	0	0	0	0	1	0	0	1	0	0	0	0	0	0	1
Book Account	12	3	0	0	15	0	0	0	0	0	0	0	0	0	0	15
Civil Rights	0	0	0	0	0	0	0	0	0	4	0	4	0	0	0	4
Complex Comme	0	0	0	0	0	0	0	0	0	0	0	0	0	0	0	0
Condemnation	0	0	0	0	0	0	0	0	0	0	0	0	0	0	0	0
Construction	0	0	0	0	0	0	0	0	0	0	0	0	0	0	0	0
Contract/Comme	0	0	0	0	0	11	3	1	15	0	0	0	0	0	0	15
Employment	0	0	0	0	0	1	0	0	1	0	0	0	0	0	0	1
Lieu of P. Writ	0	0	0	0	0	0	0	0	0	0	0	0	2	1	3	3
Medical Malprac	0	0	0	0	0	0	0	0	0	10	3	13	0	0	0	13
Name Change	0	0	0	0	0	0	0	0	0	0	0	0	0	0	0	0
Other Insurance	3	2	0	0	5	0	0	0	0	0	0	0	0	0	0	5
Other MCL	0	0	0	0	0	0	0	0	0	0	0	0	0	0	0	0
Other Track 1	5	1	1	0	7	0	0	0	0	0	0	0	0	0	0	7
Other Track 3	0	0	0	0	0	0	0	0	0	6	0	6	0	0	0	6
Other Track 4	0	0	0	0	0	0	0	0	0	0	0	0	3	2	5	5
Personal Injury	0	0	0	0	0	98	13	0	111	0	0	0	0	0	0	111
Prod Liability	0	0	0	0	0	0	0	0	0	2	0	2	0	0	0	2
Prof Malpractic	0	0	0	0	0	0	0	0	0	4	0	4	0	0	0	4
PIP Coverage	0	0	0	0	0	0	0	0	0	0	0	0	0	0	0	0
Real Property	0	1	0	0	1	0	0	0	0	0	0	0	0	0	0	1
Tort Other	0	0	0	0	0	3	1	0	4	0	0	0	0	0	0	4
Toxic Tort	0	0	0	0	0	0	0	0	0	0	0	0	0	0	0	0
UM/UIM Bod Inj	0	0	0	0	0	6	0	0	6	0	0	0	0	0	0	6
<b>Total</b>	<b>20</b>	<b>7</b>	<b>1</b>	<b>0</b>	<b>28</b>	<b>312</b>	<b>38</b>	<b>1</b>	<b>351</b>	<b>26</b>	<b>3</b>	<b>29</b>	<b>5</b>	<b>3</b>	<b>8</b>	<b>416</b>

NOTE: Some Multicounty Litigation (MCL) cases were transferred in November 2014: Atlantic to Bergen = 8,935; Atlantic to Middlesex = 4,070.

**CIVIL RESOLUTION SUMMARY BY CASETYPE**  
**JULY 2016 - JUNE 2017**  
**PASSAIC**

	Trial			Summary					Total	Percent resolved by					
	Jury	Nonjury	Total	Judgment	Settlement	Default Judgment	Dismiss	Other		Trial	Sum Jud	Settle	Default J	Dismiss	Other
Act on Neg Inst	0	0	0	0	5	1	4	3	13	0%	0%	38%	8%	31%	23%
Asbestos	0	0	0	0	0	0	0	0	0	0%	0%	0%	0%	0%	0%
Assault & Bat	0	0	0	0	4	0	7	0	11	0%	0%	36%	0%	64%	0%
Auto - Pers Inj	18	2	20	13	1,254	18	593	70	1,968	1%	1%	64%	1%	30%	4%
Auto - Property	0	0	0	0	18	7	10	0	35	0%	0%	51%	20%	29%	0%
Book Account	0	2	2	9	118	154	173	7	463	0%	2%	25%	33%	37%	2%
Civil Rights	0	0	0	0	1	0	5	2	8	0%	0%	13%	0%	63%	25%
Complex Commer	0	0	0	1	3	0	3	0	7	0%	14%	43%	0%	43%	0%
Condemnation	0	0	0	1	0	0	0	0	1	0%	100%	0%	0%	0%	0%
Construction	0	0	0	1	9	2	16	1	29	0%	3%	31%	7%	55%	3%
Contract/Commer	3	1	4	13	102	72	197	43	431	1%	3%	24%	17%	46%	10%
Employment	0	0	0	1	2	1	7	1	12	0%	8%	17%	8%	58%	8%
Lieu of P. Writ	0	0	0	0	5	0	19	6	30	0%	0%	17%	0%	63%	20%
Medical Malprac	3	0	3	2	20	0	17	1	43	7%	5%	47%	0%	40%	2%
Name Change	0	0	0	0	0	0	9	144	153	0%	0%	0%	0%	6%	94%
Other Insurance	0	0	0	1	18	4	30	9	62	0%	2%	29%	6%	48%	15%
Other MCL	0	0	0	0	0	0	0	0	0	0%	0%	0%	0%	0%	0%
Other Track 1	0	1	1	2	72	12	82	47	216	0%	1%	33%	6%	38%	22%
Other Track 3	2	1	3	2	39	2	25	8	79	4%	3%	49%	3%	32%	10%
Other Track 4	1	0	1	1	11	3	5	1	22	5%	5%	50%	14%	23%	5%
Personal Injury	7	0	7	14	604	7	228	43	903	1%	2%	67%	1%	25%	5%
Prod Liability	0	1	1	0	5	0	5	0	11	9%	0%	45%	0%	45%	0%
Prof Malpractic	2	0	2	2	14	0	14	0	32	6%	6%	44%	0%	44%	0%
PIP Coverage	0	0	0	0	7	0	18	3	28	0%	0%	25%	0%	64%	11%
Real Property	0	0	0	0	8	1	11	2	22	0%	0%	36%	5%	50%	9%
Tort Other	2	0	2	3	37	4	38	2	86	2%	3%	43%	5%	44%	2%
Toxic Tort	0	0	0	0	2	0	2	0	4	0%	0%	50%	0%	50%	0%
UM/UIB Bod Inj	0	0	0	1	49	1	23	5	79	0%	1%	62%	1%	29%	6%
<b>Total</b>	<b>38</b>	<b>8</b>	<b>46</b>	<b>67</b>	<b>2,407</b>	<b>289</b>	<b>1,541</b>	<b>398</b>	<b>4,748</b>	<b>1%</b>	<b>1%</b>	<b>51%</b>	<b>6%</b>	<b>32%</b>	<b>8%</b>

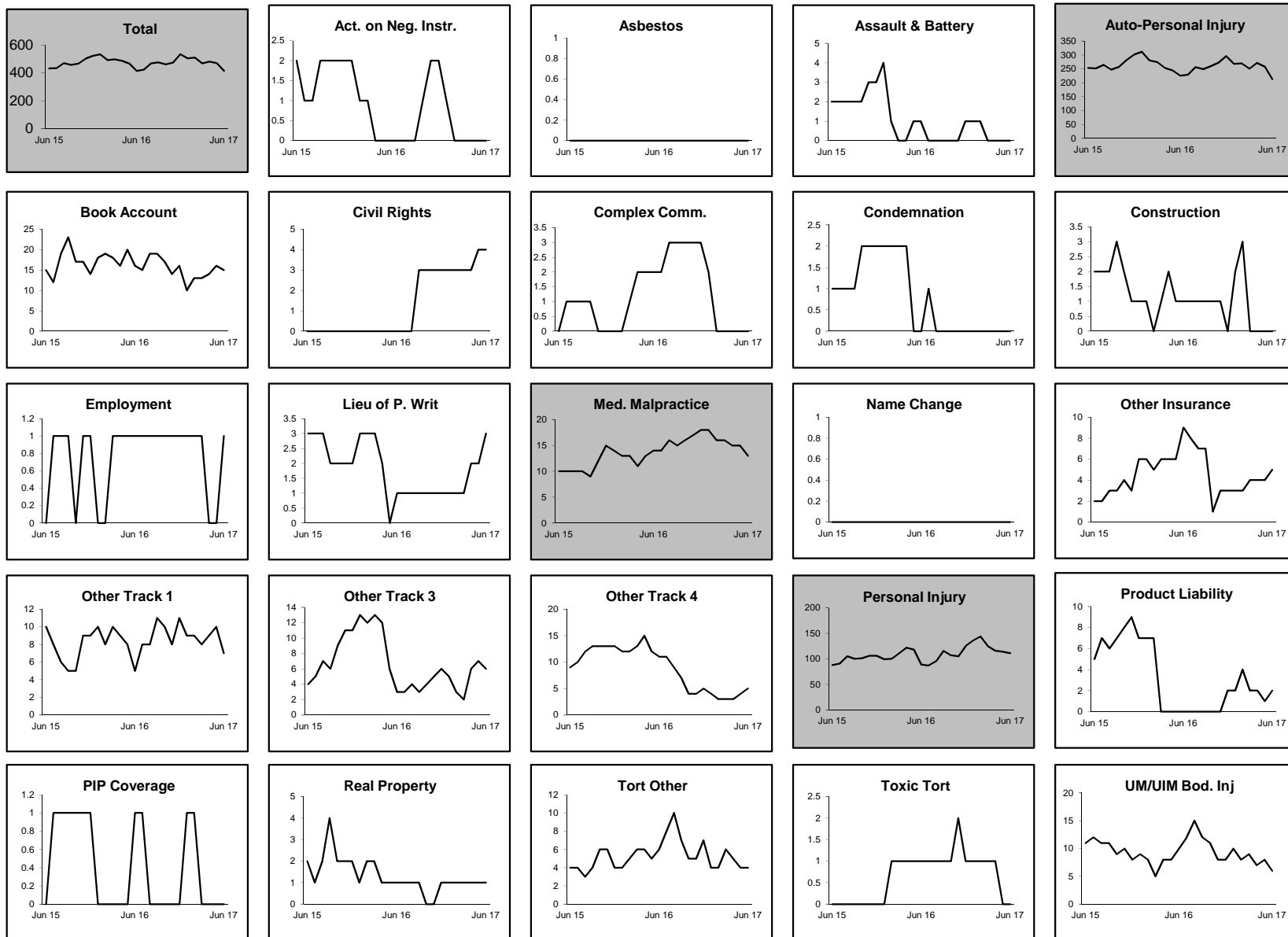
Monthly Resolutions



NOTE: Some Multicounty Litigation (MCL) cases were transferred in November 2014: Atlantic to Bergen = 8,935; Atlantic to Middlesex = 4,070.

## CIVIL BACKLOG BY CASETYPE JUNE 2017 PASSAIC

	Total Backlog	% chg
Jun 15	433	
Jun 16	416	-4%
Jun 17	416	0%



1) Casetypes with the state's largest backlogs are highlighted.

2) Some Multicounty Litigation (MCL) cases were transferred in November 2014: Atlantic to Bergen = 8,935; Atlantic to Middlesex = 4,070.

**CIVIL CASELOAD SUMMARY BY CASETYPE**  
**JULY 2016 - JULY 2017**  
**SALEM**

	Filings			Resolutions			Clearance		Backlog			Backlog Percent		Backlog Per 100 Monthly Filings		Active Pending		
	Jul 2015 to Jun 2016	Jul 2016 to Jun 2017	percent change	Jul 2015 to Jun 2016	Jul 2016 to Jun 2017	percent change	Jul 2016 - Jun 2017		Jun 2016	Jun 2017	percent change	Jun 2016	Jun 2017	Jun 2016	Jun 2017	Jun 2016	Jun 2017	percent change
	number	percent	number	percent														
Act on Neg Inst	2	3	50%	2	3	50%	0	100%	0	0	0%	0%	0%	0	0	1	1	0%
Asbestos	0	0	0%	0	0	0%	0	100%	0	0	0%	0%	0%	0	0	0	0	0%
Assault & Bat	2	2	0%	2	0	-100%	-2	0%	0	0	0%	0%	0%	0	0	2	4	100%
Auto - Pers Inj	45	56	24%	43	37	-14%	-19	66%	3	8	167%	7%	13%	80	171	43	62	44%
Auto - Property	5	1	-80%	2	3	50%	2	300%	0	1		0%	50%	0	1,200	4	2	-50%
Book Account	51	56	10%	65	46	-29%	-10	82%	0	2		0%	6%	0	43	22	32	45%
Civil Rights	0	8		0	1		-7	13%	0	1		0%	13%	0	150	1	8	700%
Complex Comme	0	0	0%	0	0	0%	0	100%	0	0	0%	0%	0%	0	0	0	0	0%
Condemnation	0	0	0%	0	1		1	100%	0	0	0%	0%	0%	0	0	1	0	-100%
Construction	4	5	25%	3	3	0%	-2	60%	0	0	0%	0%	0%	0	0	2	3	50%
Contract/Comme	22	25	14%	33	27	-18%	2	108%	1	0	-100%	6%	0%	55	0	17	14	-18%
Employment	0	3		0	0	0%	-3	0%	0	0	0%	0%	0%	0	0	0	2	
Lieu of P. Writ	7	3	-57%	3	5	67%	2	167%	0	0	0%	0%	0%	0	0	5	3	-40%
Medical Malprac	4	4	0%	1	6	500%	2	150%	4	1	-75%	50%	17%	1,200	300	8	6	-25%
Name Change	24	21	-13%	23	21	-9%	0	100%	0	0	0%	0%	0%	0	0	2	2	0%
Other Insurance	3	2	-33%	3	5	67%	3	250%	1	0	-100%	33%	0%	400	0	3	0	-100%
Other MCL	0	0	0%	0	0	0%	0	100%	0	0	0%	0%	0%	0	0	0	0	0%
Other Track 1	33	25	-24%	41	24	-41%	-1	96%	1	1	0%	9%	8%	36	48	11	12	9%
Other Track 3	4	6	50%	4	5	25%	-1	83%	0	0	0%	0%	0%	0	0	5	7	40%
Other Track 4	4	6	50%	4	5	25%	-1	83%	1	1	0%	25%	20%	300	200	4	5	25%
Personal Injury	34	33	-3%	28	21	-25%	-12	64%	8	12	50%	20%	23%	282	436	40	52	30%
Prod Liability	1	0	-100%	1	0	-100%	0	100%	0	0	0%	0%	0%	0	0	0	0	0%
Prof Malpractic	0	2		3	2	-33%	0	100%	0	0	0%	0%	0%	0	0	1	3	200%
PIP Coverage	2	3	50%	2	1	-50%	-2	33%	1	2	100%	50%	50%	600	800	2	4	100%
Real Property	1	0	-100%	3	1	-67%	1	100%	0	0	0%	0%	0%	0	0	1	0	-100%
Tort Other	7	11	57%	9	9	0%	-2	82%	1	0	-100%	20%	0%	171	0	5	7	40%
Toxic Tort	0	1		0	0	0%	-1	0%	0	1		0%	50%	0	1,200	1	2	100%
UM/UIIM Bod Inj	2	2	0%	2	1	-50%	-1	50%	0	0	0%	0%	0%	0	0	1	2	100%
<b>Total</b>	<b>257</b>	<b>278</b>	<b>8%</b>	<b>277</b>	<b>227</b>	<b>-18%</b>	<b>-51</b>	<b>82%</b>	<b>21</b>	<b>30</b>	<b>43%</b>	<b>12%</b>	<b>13%</b>	<b>98</b>	<b>129</b>	<b>182</b>	<b>233</b>	<b>28%</b>

NOTE: Some Multicounty Litigation (MCL) cases were transferred in November 2014: Atlantic to Bergen = 8,935; Atlantic to Middlesex = 4,070.

**CIVIL BACKLOG SUMMARY BY CASETYPE**

**JUNE 2017**

**SALEM**

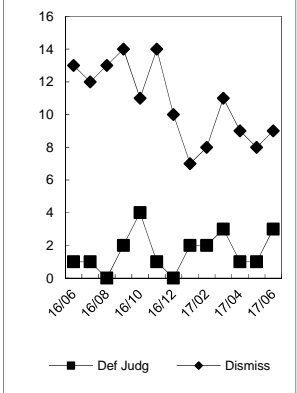
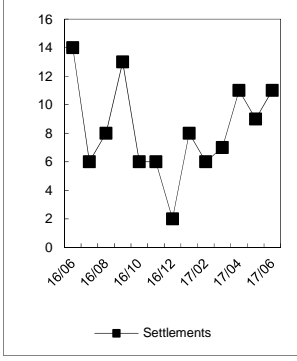
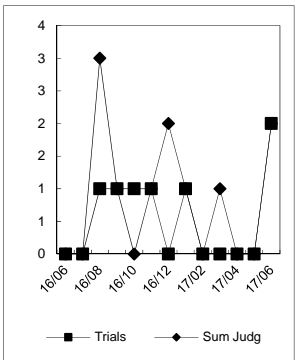
	Cases in Backlog															
	Track 1					Track 2				Track 3			Track 4			Total Backlog
	12 to 18 months	18 to 24 months	24 to 36 months	over 36 months	Total Track 1	18 to 24 months	24 to 36 months	over 36 months	Total Track 2	24 to 36 months	over 36 months	Total Track 3	24 to 36 months	over 36 months	Total Track 4	
Act on Neg Inst	0	0	0	0	0	0	0	0	0	0	0	0	0	0	0	0
Asbestos	0	0	0	0	0	0	0	0	0	0	0	0	0	0	0	0
Assault & Bat	0	0	0	0	0	0	0	0	0	0	0	0	0	0	0	0
Auto - Pers Inj	0	0	0	0	0	5	2	1	8	0	0	0	0	0	0	8
Auto - Property	0	0	0	0	0	0	1	0	1	0	0	0	0	0	0	1
Book Account	2	0	0	0	2	0	0	0	0	0	0	0	0	0	0	2
Civil Rights	0	0	0	0	0	0	0	0	0	1	0	1	0	0	0	1
Complex Comme	0	0	0	0	0	0	0	0	0	0	0	0	0	0	0	0
Condemnation	0	0	0	0	0	0	0	0	0	0	0	0	0	0	0	0
Construction	0	0	0	0	0	0	0	0	0	0	0	0	0	0	0	0
Contract/Comme	0	0	0	0	0	0	0	0	0	0	0	0	0	0	0	0
Employment	0	0	0	0	0	0	0	0	0	0	0	0	0	0	0	0
Lieu of P. Writ	0	0	0	0	0	0	0	0	0	0	0	0	0	0	0	0
Medical Malprac	0	0	0	0	0	0	0	0	0	0	1	1	0	0	0	1
Name Change	0	0	0	0	0	0	0	0	0	0	0	0	0	0	0	0
Other Insurance	0	0	0	0	0	0	0	0	0	0	0	0	0	0	0	0
Other MCL	0	0	0	0	0	0	0	0	0	0	0	0	0	0	0	0
Other Track 1	1	0	0	0	1	0	0	0	0	0	0	0	0	0	0	1
Other Track 3	0	0	0	0	0	0	0	0	0	0	0	0	0	0	0	0
Other Track 4	0	0	0	0	0	0	0	0	0	0	0	0	0	1	1	1
Personal Injury	0	0	0	0	0	6	3	3	12	0	0	0	0	0	0	12
Prod Liability	0	0	0	0	0	0	0	0	0	0	0	0	0	0	0	0
Prof Malpractic	0	0	0	0	0	0	0	0	0	0	0	0	0	0	0	0
PIP Coverage	0	0	1	0	1	0	1	0	1	0	0	0	0	0	0	2
Real Property	0	0	0	0	0	0	0	0	0	0	0	0	0	0	0	0
Tort Other	0	0	0	0	0	0	0	0	0	0	0	0	0	0	0	0
Toxic Tort	0	0	0	0	0	0	0	0	0	1	0	1	0	0	0	1
UM/UIM Bod Inj	0	0	0	0	0	0	0	0	0	0	0	0	0	0	0	0
<b>Total</b>	<b>3</b>	<b>0</b>	<b>1</b>	<b>0</b>	<b>4</b>	<b>11</b>	<b>7</b>	<b>4</b>	<b>22</b>	<b>2</b>	<b>1</b>	<b>3</b>	<b>0</b>	<b>1</b>	<b>1</b>	<b>30</b>

NOTE: Some Multicounty Litigation (MCL) cases were transferred in November 2014: Atlantic to Bergen = 8,935; Atlantic to Middlesex = 4,070.

**CIVIL RESOLUTION SUMMARY BY CASETYPE**  
**JULY 2016 - JUNE 2017**  
**SALEM**

	Trial			Summary					Total	Percent resolved by					
	Jury	Nonjury	Total	Judgment	Settlement	Default Judgment	Dismiss	Other		Trial	Sum Jud	Settle	Default J	Dismiss	Other
Act on Neg Inst	0	0	0	0	0	2	1	0	3	0%	0%	0%	67%	33%	0%
Asbestos	0	0	0	0	0	0	0	0	0	0%	0%	0%	0%	0%	0%
Assault & Bat	0	0	0	0	0	0	0	0	0	0%	0%	0%	0%	0%	0%
Auto - Pers Inj	0	0	0	1	11	1	23	1	37	0%	3%	30%	3%	62%	3%
Auto - Property	0	0	0	1	0	0	2	0	3	0%	33%	0%	0%	67%	0%
Book Account	0	0	0	1	11	20	13	1	46	0%	2%	24%	43%	28%	2%
Civil Rights	0	0	0	0	1	0	0	0	1	0%	0%	100%	0%	0%	0%
Complex Commer	0	0	0	0	0	0	0	0	0	0%	0%	0%	0%	0%	0%
Condemnation	0	0	0	0	0	0	0	1	1	0%	0%	0%	0%	0%	100%
Construction	0	0	0	0	0	0	2	1	3	0%	0%	0%	0%	67%	33%
Contract/Commer	0	0	0	0	9	6	10	2	27	0%	0%	33%	22%	37%	7%
Employment	0	0	0	0	0	0	0	0	0	0%	0%	0%	0%	0%	0%
Lieu of P. Writ	0	0	0	0	0	0	5	0	5	0%	0%	0%	0%	100%	0%
Medical Malprac	0	0	0	0	3	0	3	0	6	0%	0%	50%	0%	50%	0%
Name Change	0	0	0	0	0	0	7	14	21	0%	0%	0%	0%	33%	67%
Other Insurance	0	0	0	0	1	2	1	1	5	0%	0%	20%	40%	20%	20%
Other MCL	0	0	0	0	0	0	0	0	0	0%	0%	0%	0%	0%	0%
Other Track 1	0	0	0	0	5	0	9	10	24	0%	0%	21%	0%	38%	42%
Other Track 3	0	0	0	0	2	0	2	1	5	0%	0%	40%	0%	40%	20%
Other Track 4	0	0	0	0	0	0	3	2	5	0%	0%	0%	0%	60%	40%
Personal Injury	0	1	1	0	6	3	10	1	21	5%	0%	29%	14%	48%	5%
Prod Liability	0	0	0	0	0	0	0	0	0	0%	0%	0%	0%	0%	0%
Prof Malpractic	0	0	0	0	0	0	2	0	2	0%	0%	0%	0%	100%	0%
PIP Coverage	0	0	0	0	0	0	1	0	1	0%	0%	0%	0%	100%	0%
Real Property	0	0	0	0	0	0	1	0	1	0%	0%	0%	0%	100%	0%
Tort Other	0	0	0	0	3	2	3	1	9	0%	0%	33%	22%	33%	11%
Toxic Tort	0	0	0	0	0	0	0	0	0	0%	0%	0%	0%	0%	0%
UM/UIM Bod Inj	0	0	0	0	0	0	1	0	1	0%	0%	0%	0%	100%	0%
<b>Total</b>	<b>0</b>	<b>1</b>	<b>1</b>	<b>3</b>	<b>52</b>	<b>36</b>	<b>99</b>	<b>36</b>	<b>227</b>	<b>0%</b>	<b>1%</b>	<b>23%</b>	<b>16%</b>	<b>44%</b>	<b>16%</b>

Monthly Resolutions

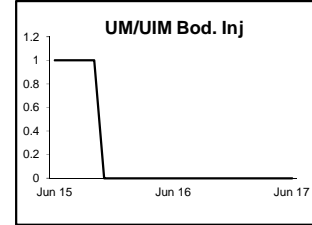
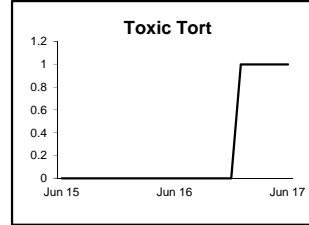
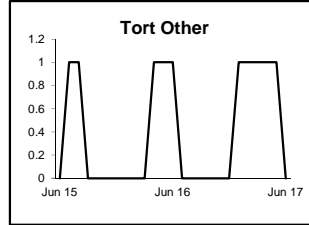
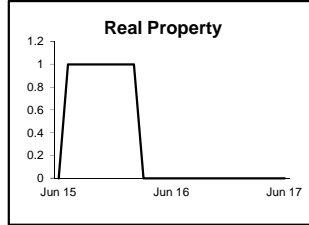
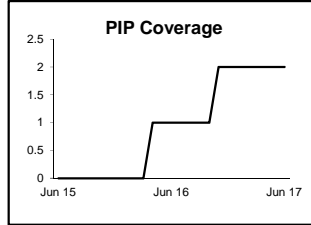
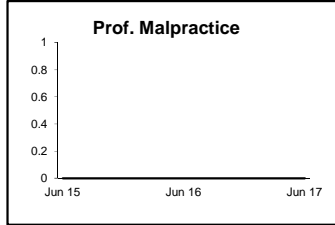
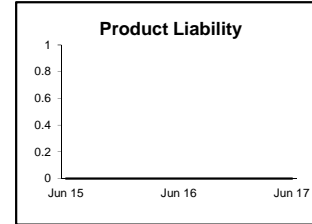
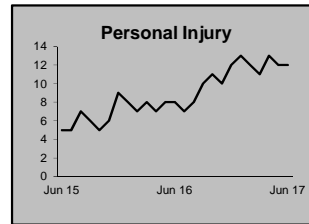
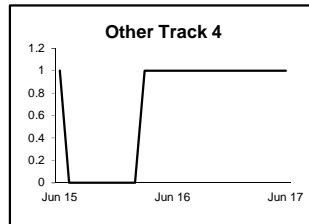
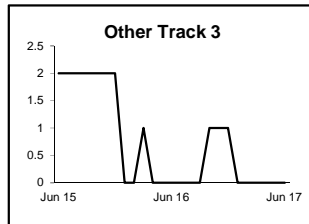
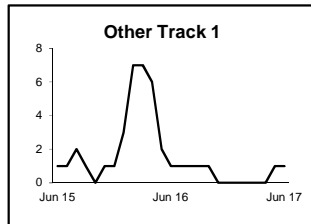
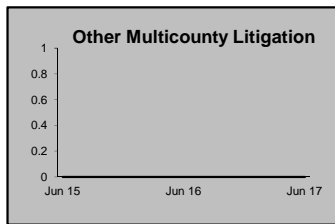
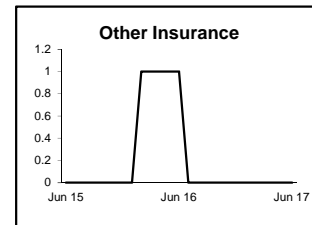
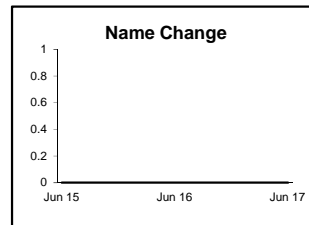
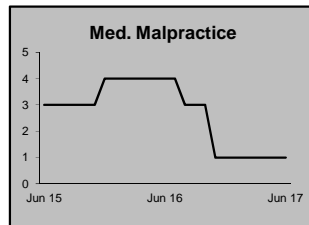
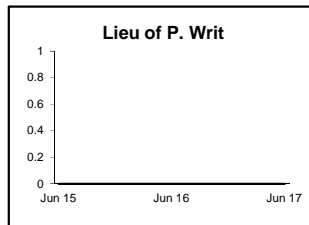
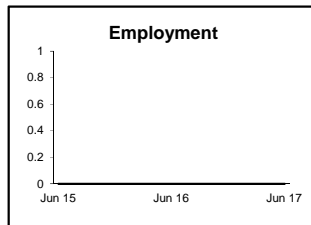
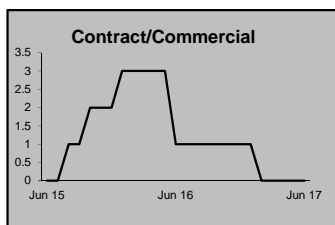
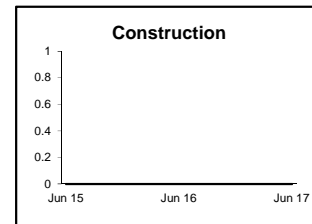
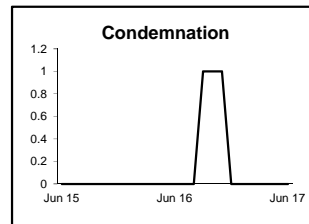

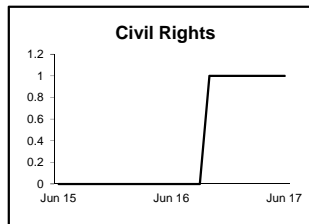
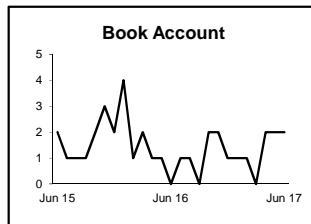
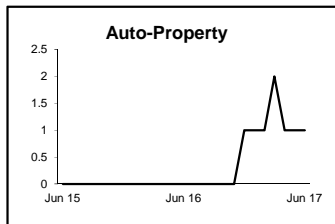
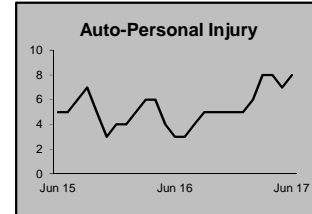
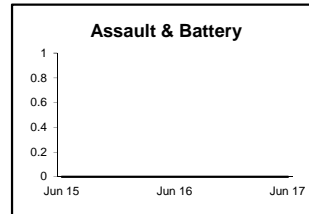
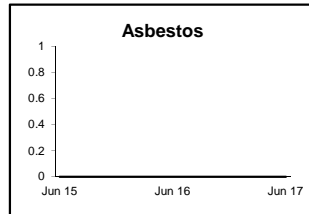
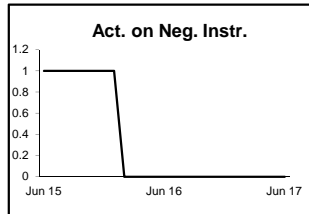
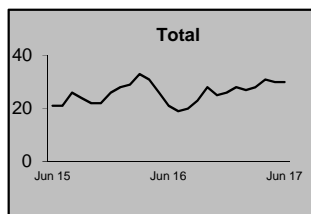


NOTE: Some Multicounty Litigation (MCL) cases were transferred in November 2014: Atlantic to Bergen = 8,935; Atlantic to Middlesex = 4,070.



**CIVIL BACKLOG BY CASETYPE  
JUNE 2017  
SALEM**

	<b>Total Backlog</b>	<b>% chg</b>
Jun 15	21	
Jun 16	21	0%
Jun 17	30	43%



1) Casetypes with the state's largest backlogs are highlighted.

2) Some Multicounty Litigation (MCL) cases were transferred in November 2014: Atlantic to Bergen = 8,935; Atlantic to Middlesex = 4,070.

**CIVIL CASELOAD SUMMARY BY CASETYPE  
JULY 2016 - JULY 2017  
SOMERSET**

	Filings			Resolutions			Clearance		Backlog			Backlog Percent		Backlog Per 100 Monthly Filings		Active Pending		
	Jul 2015 to Jun 2016	Jul 2016 to Jun 2017	percent change	Jul 2015 to Jun 2016	Jul 2016 to Jun 2017	percent change	Jul 2016 - Jun 2017		Jun 2016	Jun 2017	percent change	Jun 2016	Jun 2017	Jun 2016	Jun 2017	Jun 2016	Jun 2017	percent change
	number	percent	number	percent														
Act on Neg Inst	7	6	-14%	8	4	-50%	-2	67%	0	0	0%	0%	0%	0	0	1	3	200%
Asbestos	0	0	0%	0	0	0%	0	100%	0	0	0%	0%	0%	0	0	0	0	0%
Assault & Bat	2	4	100%	2	4	100%	0	100%	3	1	-67%	43%	14%	1,800	300	7	7	0%
Auto - Pers Inj	365	378	4%	340	367	8%	-11	97%	57	50	-12%	14%	12%	187	159	418	428	2%
Auto - Property	14	13	-7%	13	13	0%	0	100%	0	0	0%	0%	0%	0	0	9	9	0%
Book Account	319	274	-14%	358	273	-24%	-1	100%	0	0	0%	0%	0%	0	0	143	139	-3%
Civil Rights	8	3	-63%	13	8	-38%	5	267%	0	1		0%	25%	0	400	9	4	-56%
Complex Comme	12	14	17%	17	26	53%	12	186%	6	6	0%	32%	23%	600	514	19	26	37%
Condemnation	6	5	-17%	2	6	200%	1	120%	0	0	0%	0%	0%	0	0	4	3	-25%
Construction	26	19	-27%	28	16	-43%	-3	84%	2	0	-100%	15%	0%	92	0	13	15	15%
Contract/Comme	281	273	-3%	312	261	-16%	-12	96%	5	4	-20%	3%	2%	21	18	182	190	4%
Employment	6	7	17%	13	4	-69%	-3	57%	0	0	0%	0%	0%	0	0	2	5	150%
Lieu of P. Writ	20	16	-20%	21	15	-29%	-1	94%	0	0	0%	0%	0%	0	0	12	13	8%
Medical Malprac	14	23	64%	15	31	107%	8	135%	19	12	-37%	45%	33%	1,629	626	42	36	-14%
Name Change	125	101	-19%	129	106	-18%	5	105%	0	0	0%	0%	0%	0	0	14	9	-36%
Other Insurance	30	30	0%	32	30	-6%	0	100%	1	0	-100%	6%	0%	40	0	17	11	-35%
Other MCL	0	0	0%	0	0	0%	0	100%	0	0	0%	0%	0%	0	0	0	0	0%
Other Track 1	182	180	-1%	165	187	13%	7	104%	1	0	-100%	1%	0%	7	0	80	65	-19%
Other Track 3	44	44	0%	42	43	2%	-1	98%	6	3	-50%	13%	6%	164	82	47	48	2%
Other Track 4	27	12	-56%	21	17	-19%	5	142%	4	4	0%	12%	13%	178	400	34	30	-12%
Personal Injury	216	182	-16%	198	193	-3%	11	106%	37	49	32%	14%	19%	206	323	272	259	-5%
Prod Liability	10	4	-60%	7	17	143%	13	425%	3	1	-67%	18%	11%	360	300	17	9	-47%
Prof Malpractic	16	16	0%	33	23	-30%	7	144%	3	0	-100%	13%	0%	225	0	24	17	-29%
PIP Coverage	4	7	75%	3	4	33%	-3	57%	0	0	0%	0%	0%	0	0	2	5	150%
Real Property	13	14	8%	14	15	7%	1	107%	0	0	0%	0%	0%	0	0	8	5	-38%
Tort Other	51	57	12%	67	51	-24%	-6	89%	3	1	-67%	8%	2%	71	21	40	48	20%
Toxic Tort	0	1		3	0	-100%	-1	0%	0	0	0%	0%	0%	0	0	0	1	
UM/UIIM Bod Inj	25	20	-20%	16	22	38%	2	110%	0	0	0%	0%	0%	0	0	23	22	-4%
<b>Total</b>	<b>1,823</b>	<b>1,703</b>	<b>-7%</b>	<b>1,872</b>	<b>1,736</b>	<b>-7%</b>	<b>33</b>	<b>102%</b>	<b>150</b>	<b>132</b>	<b>-12%</b>	<b>10%</b>	<b>9%</b>	<b>99</b>	<b>93</b>	<b>1,439</b>	<b>1,407</b>	<b>-2%</b>

NOTE: Some Multicounty Litigation (MCL) cases were transferred in November 2014: Atlantic to Bergen = 8,935; Atlantic to Middlesex = 4,070.

**CIVIL BACKLOG SUMMARY BY CASETYPE**

**JUNE 2017**

**SOMERSET**

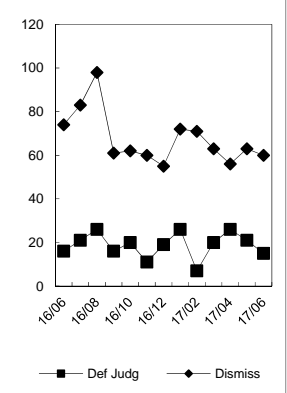
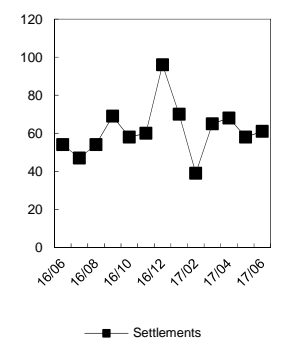
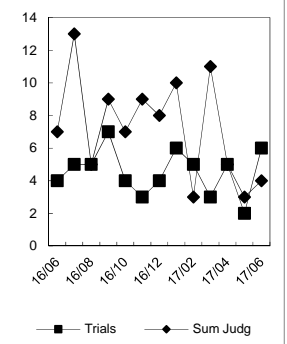
	Cases in Backlog															
	Track 1					Track 2				Track 3			Track 4			Total Backlog
	12 to 18 months	18 to 24 months	24 to 36 months	over 36 months	Total Track 1	18 to 24 months	24 to 36 months	over 36 months	Total Track 2	24 to 36 months	over 36 months	Total Track 3	24 to 36 months	over 36 months	Total Track 4	
Act on Neg Inst	0	0	0	0	0	0	0	0	0	0	0	0	0	0	0	0
Asbestos	0	0	0	0	0	0	0	0	0	0	0	0	0	0	0	0
Assault & Bat	0	0	0	0	0	0	0	0	0	0	1	1	0	0	0	1
Auto - Pers Inj	0	0	0	0	0	31	17	2	50	0	0	0	0	0	0	50
Auto - Property	0	0	0	0	0	0	0	0	0	0	0	0	0	0	0	0
Book Account	0	0	0	0	0	0	0	0	0	0	0	0	0	0	0	0
Civil Rights	0	0	0	0	0	0	0	0	0	1	0	1	0	0	0	1
Complex Comme	0	0	0	0	0	0	0	0	0	0	0	0	3	3	6	6
Condemnation	0	0	0	0	0	0	0	0	0	0	0	0	0	0	0	0
Construction	0	0	0	0	0	0	0	0	0	0	0	0	0	0	0	0
Contract/Comme	0	0	0	0	0	1	3	0	4	0	0	0	0	0	0	4
Employment	0	0	0	0	0	0	0	0	0	0	0	0	0	0	0	0
Lieu of P. Writ	0	0	0	0	0	0	0	0	0	0	0	0	0	0	0	0
Medical Malprac	0	0	0	0	0	0	0	0	0	9	3	12	0	0	0	12
Name Change	0	0	0	0	0	0	0	0	0	0	0	0	0	0	0	0
Other Insurance	0	0	0	0	0	0	0	0	0	0	0	0	0	0	0	0
Other MCL	0	0	0	0	0	0	0	0	0	0	0	0	0	0	0	0
Other Track 1	0	0	0	0	0	0	0	0	0	0	0	0	0	0	0	0
Other Track 3	0	0	0	0	0	0	0	0	0	2	1	3	0	0	0	3
Other Track 4	0	0	0	0	0	0	0	0	0	0	0	0	3	1	4	4
Personal Injury	0	0	0	0	0	31	15	3	49	0	0	0	0	0	0	49
Prod Liability	0	0	0	0	0	0	0	0	0	0	1	1	0	0	0	1
Prof Malpractic	0	0	0	0	0	0	0	0	0	0	0	0	0	0	0	0
PIP Coverage	0	0	0	0	0	0	0	0	0	0	0	0	0	0	0	0
Real Property	0	0	0	0	0	0	0	0	0	0	0	0	0	0	0	0
Tort Other	0	0	0	0	0	0	1	0	1	0	0	0	0	0	0	1
Toxic Tort	0	0	0	0	0	0	0	0	0	0	0	0	0	0	0	0
UM/UIIM Bod Inj	0	0	0	0	0	0	0	0	0	0	0	0	0	0	0	0
<b>Total</b>	<b>0</b>	<b>0</b>	<b>0</b>	<b>0</b>	<b>0</b>	<b>63</b>	<b>36</b>	<b>5</b>	<b>104</b>	<b>12</b>	<b>6</b>	<b>18</b>	<b>6</b>	<b>4</b>	<b>10</b>	<b>132</b>

NOTE: Some Multicounty Litigation (MCL) cases were transferred in November 2014: Atlantic to Bergen = 8,935; Atlantic to Middlesex = 4,070.

**CIVIL RESOLUTION SUMMARY BY CASETYPE  
JULY 2016 - JUNE 2017  
SOMERSET**

	Trial			Summary					Total	Percent resolved by					
	Jury	Nonjury	Total	Judgment	Settlement	Default Judgment	Dismiss	Other		Trial	Sum Jud	Settle	Default J	Dismiss	Other
Act on Neg Inst	0	0	0	1	0	3	0	0	4	0%	25%	0%	75%	0%	0%
Asbestos	0	0	0	0	0	0	0	0	0	0%	0%	0%	0%	0%	0%
Assault & Bat	0	0	0	0	1	1	2	0	4	0%	0%	25%	25%	50%	0%
Auto - Pers Inj	8	0	8	1	154	4	183	17	367	2%	0%	42%	1%	50%	5%
Auto - Property	0	0	0	1	5	2	5	0	13	0%	8%	38%	15%	38%	0%
Book Account	0	0	0	9	46	98	117	3	273	0%	3%	17%	36%	43%	1%
Civil Rights	0	0	0	1	1	0	6	0	8	0%	13%	13%	0%	75%	0%
Complex Commer	0	0	0	0	12	0	12	2	26	0%	0%	46%	0%	46%	8%
Condemnation	0	0	0	0	1	0	4	1	6	0%	0%	17%	0%	67%	17%
Construction	0	0	0	1	4	4	7	0	16	0%	6%	25%	25%	44%	0%
Contract/Commer	0	0	0	12	54	55	131	9	261	0%	5%	21%	21%	50%	3%
Employment	0	0	0	0	1	0	2	1	4	0%	0%	25%	0%	50%	25%
Lieu of P. Writ	0	0	0	1	2	0	10	2	15	0%	7%	13%	0%	67%	13%
Medical Malprac	2	0	2	0	16	0	13	0	31	6%	0%	52%	0%	42%	0%
Name Change	0	0	0	0	0	0	3	103	106	0%	0%	0%	0%	3%	97%
Other Insurance	0	0	0	1	6	7	15	1	30	0%	3%	20%	23%	50%	3%
Other MCL	0	0	0	0	0	0	0	0	0	0%	0%	0%	0%	0%	0%
Other Track 1	1	1	2	30	42	17	44	52	187	1%	16%	22%	9%	24%	28%
Other Track 3	0	0	0	0	11	0	27	5	43	0%	0%	26%	0%	63%	12%
Other Track 4	0	0	0	0	7	0	9	1	17	0%	0%	41%	0%	53%	6%
Personal Injury	2	0	2	1	86	0	91	13	193	1%	1%	45%	0%	47%	7%
Prod Liability	0	0	0	0	12	0	4	1	17	0%	0%	71%	0%	24%	6%
Prof Malpractic	0	0	0	1	6	2	14	0	23	0%	4%	26%	9%	61%	0%
PIP Coverage	0	0	0	0	0	0	2	2	4	0%	0%	0%	0%	50%	50%
Real Property	0	0	0	2	3	2	8	0	15	0%	13%	20%	13%	53%	0%
Tort Other	1	0	1	0	20	1	23	6	51	2%	0%	39%	2%	45%	12%
Toxic Tort	0	0	0	0	0	0	0	0	0	0%	0%	0%	0%	0%	0%
UM/UM Bod Inj	0	0	0	0	11	0	11	0	22	0%	0%	50%	0%	50%	0%
<b>Total</b>	<b>14</b>	<b>1</b>	<b>15</b>	<b>62</b>	<b>501</b>	<b>196</b>	<b>743</b>	<b>219</b>	<b>1,736</b>	<b>1%</b>	<b>4%</b>	<b>29%</b>	<b>11%</b>	<b>43%</b>	<b>13%</b>

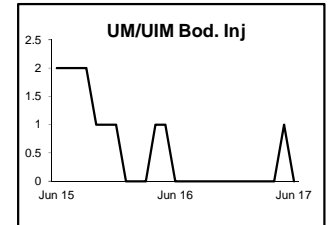
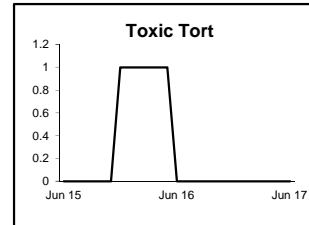
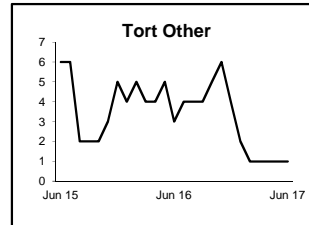
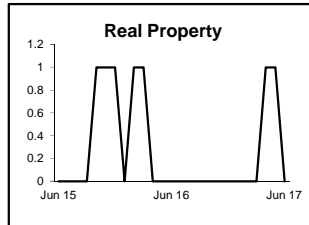
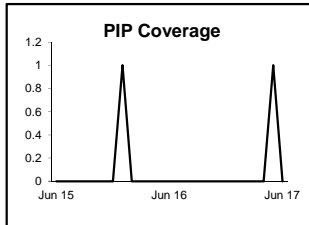
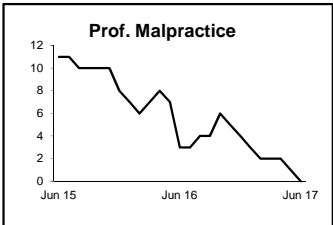
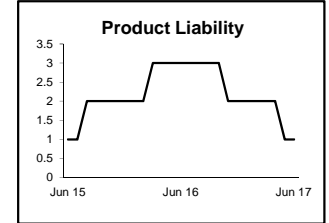
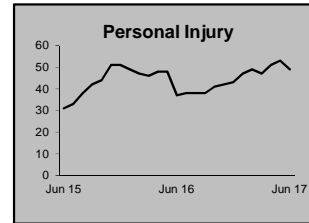
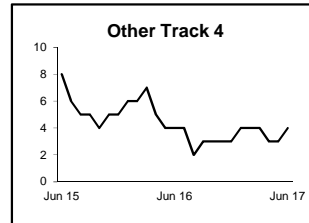
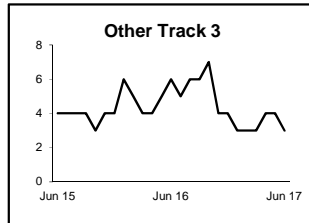
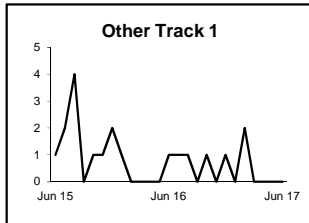
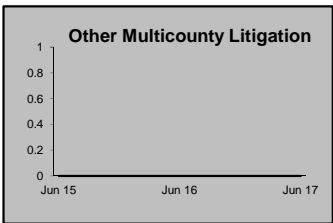
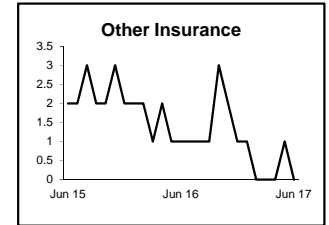

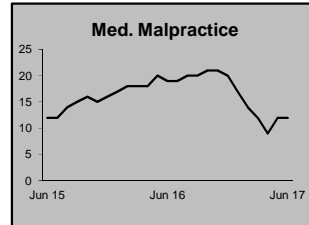
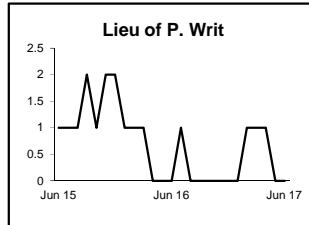
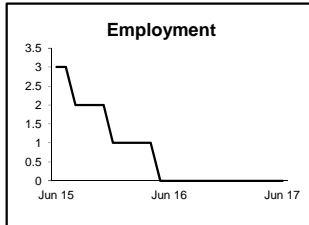
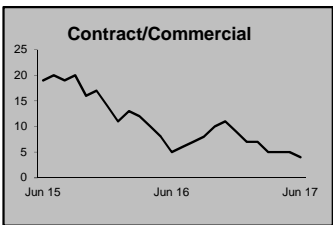
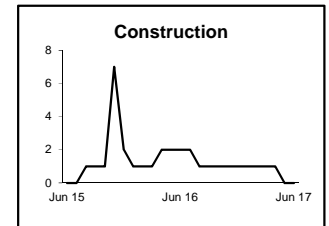
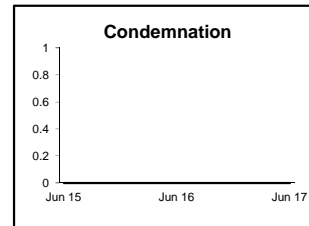
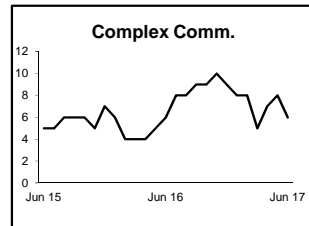
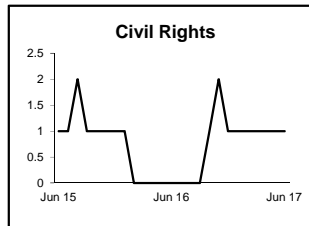
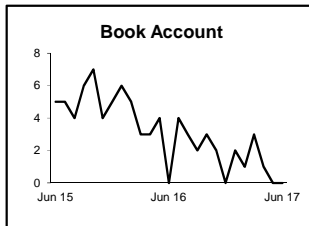
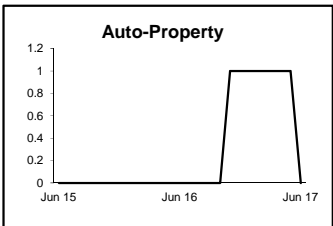
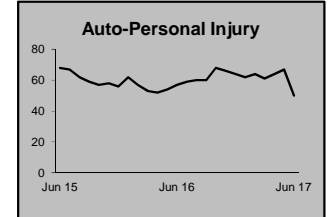
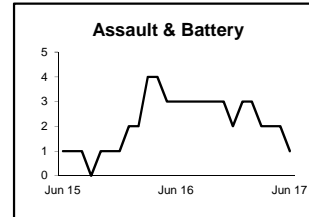
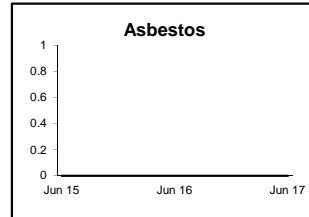
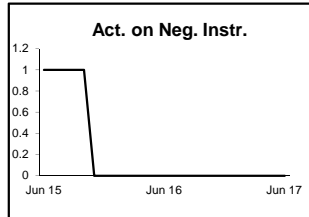
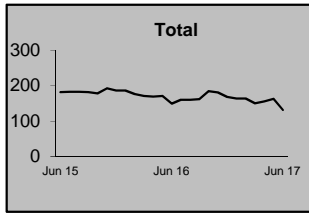
Monthly Resolutions



NOTE: Some Multicounty Litigation (MCL) cases were transferred in November 2014: Atlantic to Bergen = 8,935; Atlantic to Middlesex = 4,070.

**CIVIL BACKLOG BY CASETYPE  
JUNE 2017  
SOMERSET**

	<b>Total</b>	<b>% chg</b>
Jun 15	182	
Jun 16	150	-18%
Jun 17	132	-12%



1) Casetypes with the state's largest backlogs are highlighted.

2) Some Multicounty Litigation (MCL) cases were transferred in November 2014: Atlantic to Bergen = 8,935; Atlantic to Middlesex = 4,070.

**CIVIL CASELOAD SUMMARY BY CASETYPE**  
**JULY 2016 - JULY 2017**  
**SUSSEX**

	Filings			Resolutions			Clearance		Backlog			Backlog Percent		Backlog Per 100 Monthly Filings		Active Pending		
	Jul 2015 to Jun 2016	Jul 2016 to Jun 2017	percent change	Jul 2015 to Jun 2016	Jul 2016 to Jun 2017	percent change	Jul 2016 - Jun 2017		Jun 2016	Jun 2017	percent change	Jun 2016	Jun 2017	Jun 2016	Jun 2017	Jun 2016	Jun 2017	percent change
	number	percent	number	percent														
Act on Neg Inst	2	9	350%	4	7	75%	-2	78%	0	0	0%	0%	0%	0	0	1	3	200%
Asbestos	0	0	0%	0	0	0%	0	100%	0	0	0%	0%	0%	0	0	0	0	0%
Assault & Bat	3	2	-33%	4	3	-25%	1	150%	0	1		0%	33%	0	600	4	3	-25%
Auto - Pers Inj	118	100	-15%	112	90	-20%	-10	90%	27	21	-22%	21%	15%	275	252	130	139	7%
Auto - Property	3	4	33%	4	4	0%	0	100%	0	0	0%	0%	0%	0	0	2	2	0%
Book Account	168	162	-4%	152	178	17%	16	110%	7	0	-100%	7%	0%	50	0	103	83	-19%
Civil Rights	5	8	60%	9	5	-44%	-3	63%	0	2		0%	29%	0	300	4	7	75%
Complex Comme	2	0	-100%	2	0	-100%	0	100%	1	1	0%	50%	50%	600		2	2	0%
Condemnation	3	0	-100%	5	4	-20%	4	100%	0	0	0%	0%	0%	0	0	4	0	-100%
Construction	14	5	-64%	11	18	64%	13	360%	3	0	-100%	21%	0%	257	0	14	3	-79%
Contract/Comme	96	81	-16%	103	87	-16%	6	107%	4	6	50%	6%	9%	50	89	71	70	-1%
Employment	6	3	-50%	8	3	-63%	0	100%	1	1	0%	20%	33%	200	400	5	3	-40%
Lieu of P. Writ	3	5	67%	2	3	50%	-2	60%	1	0	-100%	33%	0%	400	0	3	5	67%
Medical Malprac	9	14	56%	13	12	-8%	-2	86%	1	2	100%	7%	13%	133	171	14	16	14%
Name Change	36	37	3%	35	42	20%	5	114%	0	0	0%	0%	0%	0	0	9	4	-56%
Other Insurance	7	5	-29%	8	6	-25%	1	120%	5	3	-40%	63%	43%	857	720	8	7	-13%
Other MCL	0	1		0	1		0	100%	0	0	0%	0%	0%	0	0	0	0	0%
Other Track 1	92	57	-38%	86	68	-21%	11	119%	4	3	-25%	10%	11%	52	63	41	28	-32%
Other Track 3	16	16	0%	26	19	-27%	3	119%	2	1	-50%	12%	6%	150	75	17	16	-6%
Other Track 4	17	5	-71%	11	20	82%	15	400%	6	4	-33%	24%	44%	424	960	25	9	-64%
Personal Injury	102	97	-5%	93	112	20%	15	115%	39	36	-8%	27%	28%	459	445	145	130	-10%
Prod Liability	4	7	75%	5	3	-40%	-4	43%	0	0	0%	0%	0%	0	0	3	7	133%
Prof Malpractic	8	6	-25%	11	12	9%	6	200%	5	6	20%	38%	50%	750	1,200	13	12	-8%
PIP Coverage	1	1	0%	0	3		2	300%	2	0	-100%	67%	0%	2,400	0	3	1	-67%
Real Property	19	13	-32%	15	18	20%	5	138%	4	1	-75%	27%	13%	253	92	15	8	-47%
Tort Other	27	14	-48%	34	24	-29%	10	171%	6	4	-33%	22%	27%	267	343	27	15	-44%
Toxic Tort	0	0	0%	0	0	0%	0	100%	0	0	0%	0%	0%	0	0	0	1	
UM/UIIM Bod Inj	6	3	-50%	1	3	200%	0	100%	0	3		0%	43%	0	1,200	7	7	0%
<b>Total</b>	<b>767</b>	<b>655</b>	<b>-15%</b>	<b>754</b>	<b>745</b>	<b>-1%</b>	<b>90</b>	<b>114%</b>	<b>118</b>	<b>95</b>	<b>-19%</b>	<b>18%</b>	<b>16%</b>	<b>185</b>	<b>174</b>	<b>670</b>	<b>581</b>	<b>-13%</b>

NOTE: Some Multicounty Litigation (MCL) cases were transferred in November 2014: Atlantic to Bergen = 8,935; Atlantic to Middlesex = 4,070.

**CIVIL BACKLOG SUMMARY BY CASETYPE**

**JUNE 2017**

**SUSSEX**

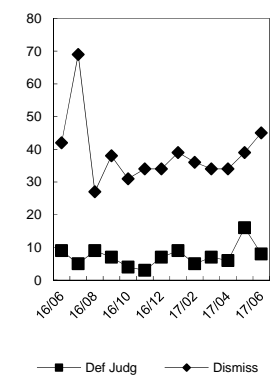
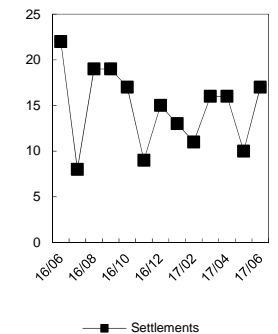
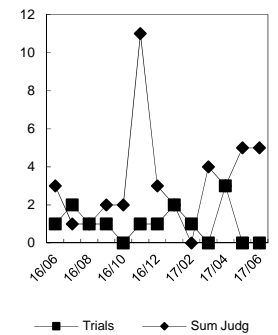
	Cases in Backlog															
	Track 1					Track 2				Track 3			Track 4			Total Backlog
	12 to 18 months	18 to 24 months	24 to 36 months	over 36 months	Total Track 1	18 to 24 months	24 to 36 months	over 36 months	Total Track 2	24 to 36 months	over 36 months	Total Track 3	24 to 36 months	over 36 months	Total Track 4	
Act on Neg Inst	0	0	0	0	0	0	0	0	0	0	0	0	0	0	0	0
Asbestos	0	0	0	0	0	0	0	0	0	0	0	0	0	0	0	0
Assault & Bat	0	0	0	0	0	0	0	0	0	1	0	1	0	0	0	0
Auto - Pers Inj	0	0	0	0	0	12	6	3	21	0	0	0	0	0	0	0
Auto - Property	0	0	0	0	0	0	0	0	0	0	0	0	0	0	0	0
Book Account	0	0	0	0	0	0	0	0	0	0	0	0	0	0	0	0
Civil Rights	0	0	0	0	0	0	0	0	0	2	0	2	0	0	0	0
Complex Comme	0	0	0	0	0	0	0	0	0	0	0	0	0	1	1	1
Condemnation	0	0	0	0	0	0	0	0	0	0	0	0	0	0	0	0
Construction	0	0	0	0	0	0	0	0	0	0	0	0	0	0	0	0
Contract/Comme	0	0	0	0	0	3	2	1	6	0	0	0	0	0	0	0
Employment	0	0	0	0	0	0	1	0	1	0	0	0	0	0	0	0
Lieu of P. Writ	0	0	0	0	0	0	0	0	0	0	0	0	0	0	0	0
Medical Malprac	0	0	0	0	0	0	0	0	0	2	0	2	0	0	0	0
Name Change	0	0	0	0	0	0	0	0	0	0	0	0	0	0	0	0
Other Insurance	1	0	2	0	3	0	0	0	0	0	0	0	0	0	0	0
Other MCL	0	0	0	0	0	0	0	0	0	0	0	0	0	0	0	0
Other Track 1	2	1	0	0	3	0	0	0	0	0	0	0	0	0	0	0
Other Track 3	0	0	0	0	0	0	0	0	0	0	1	1	0	0	0	0
Other Track 4	0	0	0	0	0	0	0	0	0	0	0	0	3	1	4	4
Personal Injury	0	0	0	0	0	23	11	2	36	0	0	0	0	0	0	0
Prod Liability	0	0	0	0	0	0	0	0	0	0	0	0	0	0	0	0
Prof Malpractic	0	0	0	0	0	0	0	0	0	4	2	6	0	0	0	0
PIP Coverage	0	0	0	0	0	0	0	0	0	0	0	0	0	0	0	0
Real Property	0	0	0	1	1	0	0	0	0	0	0	0	0	0	0	0
Tort Other	0	0	0	0	0	4	0	0	4	0	0	0	0	0	0	0
Toxic Tort	0	0	0	0	0	0	0	0	0	0	0	0	0	0	0	0
UM/UIM Bod Inj	0	0	0	0	0	2	1	0	3	0	0	0	0	0	0	0
<b>Total</b>	<b>3</b>	<b>1</b>	<b>2</b>	<b>1</b>	<b>7</b>	<b>44</b>	<b>21</b>	<b>6</b>	<b>71</b>	<b>9</b>	<b>3</b>	<b>12</b>	<b>3</b>	<b>2</b>	<b>5</b>	<b>95</b>

NOTE: Some Multicounty Litigation (MCL) cases were transferred in November 2014: Atlantic to Bergen = 8,935; Atlantic to Middlesex = 4,070.

**CIVIL RESOLUTION SUMMARY BY CASETYPE  
JULY 2016 - JUNE 2017  
SUSSEX**

	Trial			Summary					Total	Percent resolved by					
	Jury	Nonjury	Total	Judgment	Settlement	Default Judgment	Dismiss	Other		Trial	Sum Jud	Settle	Default J	Dismiss	Other
Act on Neg Inst	0	0	0	0	1	2	4	0	7	0%	0%	14%	29%	57%	0%
Asbestos	0	0	0	0	0	0	0	0	0	0%	0%	0%	0%	0%	0%
Assault & Bat	0	0	0	1	1	0	1	0	3	0%	33%	33%	0%	33%	0%
Auto - Pers Inj	1	0	1	1	32	1	52	3	90	1%	1%	36%	1%	58%	3%
Auto - Property	0	0	0	0	0	1	3	0	4	0%	0%	0%	25%	75%	0%
Book Account	0	0	0	3	33	73	69	0	178	0%	2%	19%	41%	39%	0%
Civil Rights	0	0	0	0	1	0	4	0	5	0%	0%	20%	0%	80%	0%
Complex Commer	0	0	0	0	0	0	0	0	0	0%	0%	0%	0%	0%	0%
Condemnation	0	0	0	0	0	0	3	1	4	0%	0%	0%	0%	75%	25%
Construction	0	0	0	0	7	2	9	0	18	0%	0%	39%	11%	50%	0%
Contract/Commer	0	0	0	5	15	13	50	4	87	0%	6%	17%	15%	57%	5%
Employment	0	1	1	0	0	0	1	1	3	33%	0%	0%	0%	33%	33%
Lieu of P. Writ	0	1	1	0	0	0	2	0	3	33%	0%	0%	0%	67%	0%
Medical Malprac	0	0	0	0	1	0	11	0	12	0%	0%	8%	0%	92%	0%
Name Change	0	0	0	0	0	0	13	29	42	0%	0%	0%	0%	31%	69%
Other Insurance	0	0	0	1	1	0	4	0	6	0%	17%	17%	0%	67%	0%
Other MCL	0	0	0	0	0	0	0	1	1	0%	0%	0%	0%	0%	100%
Other Track 1	1	1	2	1	18	1	31	15	68	3%	1%	26%	1%	46%	22%
Other Track 3	0	0	0	0	7	0	11	1	19	0%	0%	37%	0%	58%	5%
Other Track 4	0	0	0	1	4	1	12	2	20	0%	5%	20%	5%	60%	10%
Personal Injury	1	1	2	5	40	0	62	3	112	2%	4%	36%	0%	55%	3%
Prod Liability	0	0	0	0	0	0	3	0	3	0%	0%	0%	0%	100%	0%
Prof Malpractic	0	0	0	0	5	0	6	1	12	0%	0%	42%	0%	50%	8%
PIP Coverage	0	0	0	0	2	0	1	0	3	0%	0%	67%	0%	33%	0%
Real Property	1	0	1	0	7	1	8	1	18	6%	0%	39%	6%	44%	6%
Tort Other	1	0	1	0	5	2	16	0	24	4%	0%	21%	8%	67%	0%
Toxic Tort	0	0	0	0	0	0	0	0	0	0%	0%	0%	0%	0%	0%
UM/UM Bod Inj	0	0	0	0	0	0	3	0	3	0%	0%	0%	0%	100%	0%
<b>Total</b>	<b>5</b>	<b>4</b>	<b>9</b>	<b>18</b>	<b>180</b>	<b>97</b>	<b>379</b>	<b>62</b>	<b>745</b>	<b>1%</b>	<b>2%</b>	<b>24%</b>	<b>13%</b>	<b>51%</b>	<b>8%</b>

Monthly Resolutions

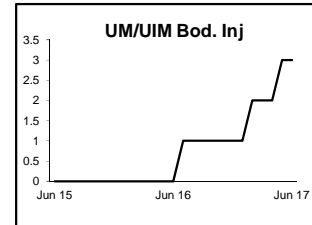
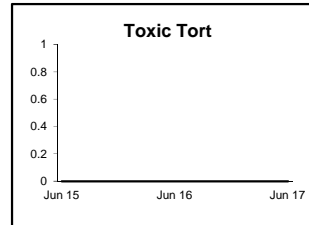
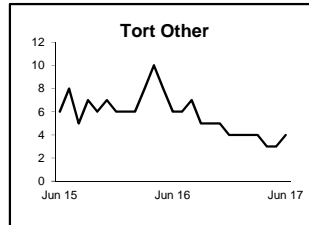
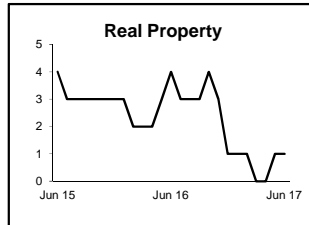
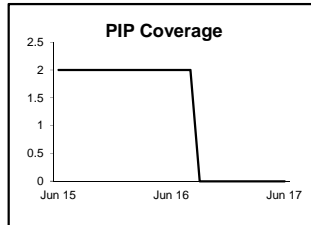
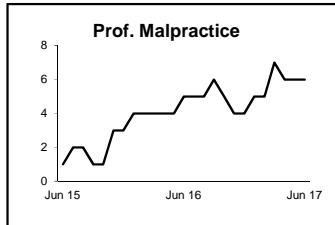
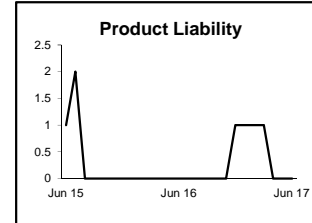
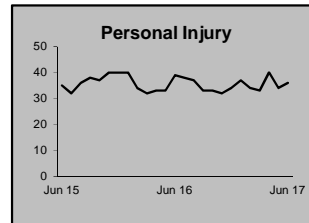
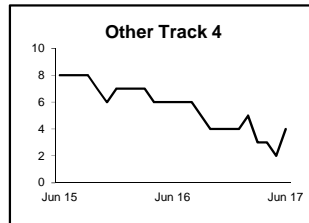
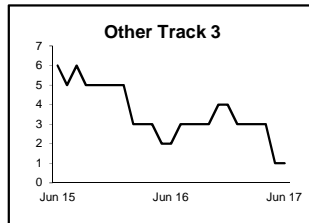
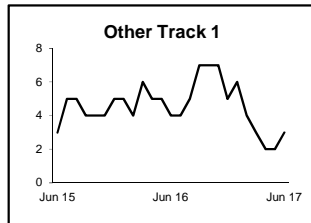
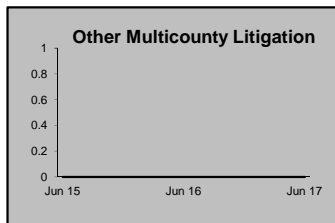
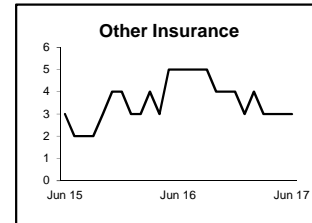
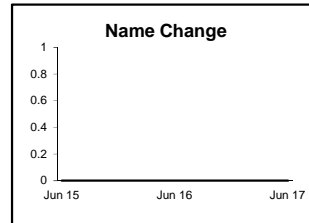
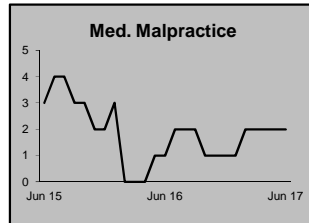
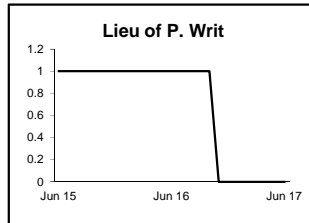
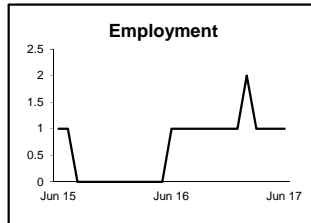
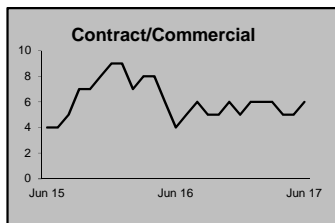
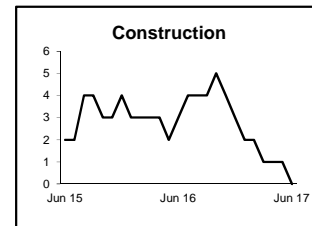
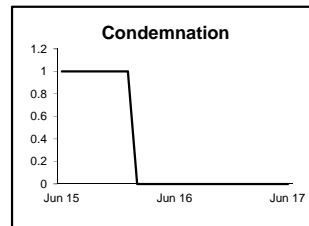
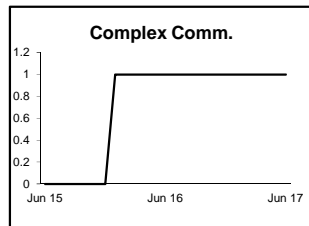
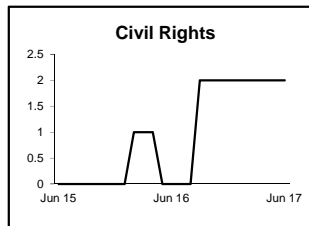
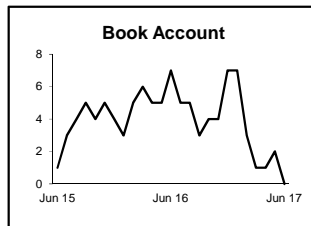

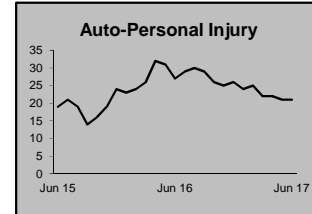
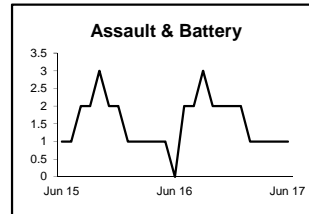
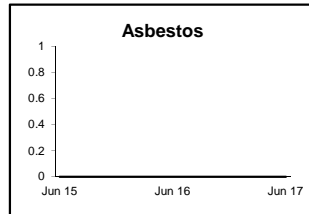
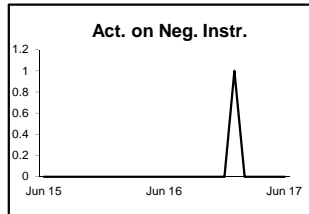
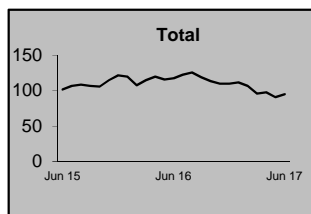


NOTE: Some Multicounty Litigation (MCL) cases were transferred in November 2014: Atlantic to Bergen = 8,935; Atlantic to Middlesex = 4,070.



**CIVIL BACKLOG BY CASETYPE  
JUNE 2017  
SUSSEX**

	<b>Total</b>	<b>Backlog</b>	<b>% chg</b>
Jun 15		102	
Jun 16		118	16%
Jun 17		95	-19%



1) Casetypes with the state's largest backlogs are highlighted.

2) Some Multicounty Litigation (MCL) cases were transferred in November 2014: Atlantic to Bergen = 8,935; Atlantic to Middlesex = 4,070.

**CIVIL CASELOAD SUMMARY BY CASETYPE**  
**JULY 2016 - JULY 2017**  
**UNION**

	Filings			Resolutions			Clearance		Backlog			Backlog Percent		Backlog Per 100 Monthly Filings		Active Pending		
	Jul 2015 to Jun 2016	Jul 2016 to Jun 2017	percent change	Jul 2015 to Jun 2016	Jul 2016 to Jun 2017	percent change	Jul 2016 - Jun 2017		Jun 2016	Jun 2017	percent change	Jun 2016	Jun 2017	Jun 2016	Jun 2017	Jun 2016	Jun 2017	percent change
	number	percent	number	percent														
Act on Neg Inst	17	14	-18%	18	16	-11%	2	114%	0	0	0%	0%	0%	0	0	10	8	-20%
Asbestos	0	0	0%	0	0	0%	0	100%	0	0	0%	0%	0%	0	0	0	0	0%
Assault & Bat	7	4	-43%	12	11	-8%	7	275%	4	4	0%	27%	50%	686	1,200	15	8	-47%
Auto - Pers Inj	1,994	2,312	16%	2,110	1,993	-6%	-319	86%	428	434	1%	17%	16%	258	225	2,473	2,792	13%
Auto - Property	57	43	-25%	52	48	-8%	5	112%	3	1	-67%	8%	3%	63	28	38	33	-13%
Book Account	453	534	18%	500	485	-3%	-49	91%	21	17	-19%	9%	6%	56	38	237	286	21%
Civil Rights	23	15	-35%	20	18	-10%	3	120%	1	4	300%	5%	20%	52	320	20	20	0%
Complex Comme	10	11	10%	13	15	15%	4	136%	5	2	-60%	31%	17%	600	218	16	12	-25%
Condemnation	4	2	-50%	3	4	33%	2	200%	0	0	0%	0%	0%	0	0	5	2	-60%
Construction	23	31	35%	20	31	55%	0	100%	5	3	-40%	22%	13%	261	116	23	23	0%
Contract/Comme	370	346	-6%	466	318	-32%	-28	92%	23	27	17%	9%	9%	75	94	263	296	13%
Employment	11	22	100%	15	13	-13%	-9	59%	2	0	-100%	25%	0%	218	0	8	17	113%
Lieu of P. Writ	26	21	-19%	22	26	18%	5	124%	1	0	-100%	5%	0%	46	0	22	17	-23%
Medical Malprac	40	49	23%	48	42	-13%	-7	86%	20	24	20%	24%	26%	600	588	84	91	8%
Name Change	154	175	14%	151	194	28%	19	111%	0	0	0%	0%	0%	0	0	39	20	-49%
Other Insurance	45	38	-16%	41	45	10%	7	118%	10	9	-10%	24%	27%	267	284	41	33	-20%
Other MCL	0	0	0%	0	0	0%	0	100%	0	0	0%	0%	0%	0	0	0	0	0%
Other Track 1	247	252	2%	260	243	-7%	-9	96%	30	33	10%	20%	21%	146	157	153	155	1%
Other Track 3	84	90	7%	109	93	-15%	3	103%	11	10	-9%	10%	9%	157	133	110	108	-2%
Other Track 4	23	9	-61%	17	11	-35%	2	122%	9	11	22%	26%	33%	470	1,467	34	33	-3%
Personal Injury	721	637	-12%	693	654	-6%	17	103%	177	194	10%	19%	21%	295	365	930	911	-2%
Prod Liability	10	13	30%	22	15	-32%	2	115%	1	8	700%	4%	33%	120	738	25	24	-4%
Prof Malpractic	27	23	-15%	27	29	7%	6	126%	6	12	100%	12%	24%	267	626	52	50	-4%
PIP Coverage	13	17	31%	11	19	73%	2	112%	1	2	100%	10%	25%	92	141	10	8	-20%
Real Property	10	19	90%	7	13	86%	-6	68%	0	1		0%	9%	0	63	7	11	57%
Tort Other	98	92	-6%	103	104	1%	12	113%	12	7	-42%	13%	9%	147	91	90	78	-13%
Toxic Tort	2	2	0%	0	1		-1	50%	1	1	0%	25%	25%	600	600	4	4	0%
UM/UIIM Bod Inj	129	126	-2%	111	133	20%	7	106%	16	22	38%	10%	14%	149	210	159	153	-4%
<b>Total</b>	<b>4,598</b>	<b>4,897</b>	<b>7%</b>	<b>4,851</b>	<b>4,574</b>	<b>-6%</b>	<b>-323</b>	<b>93%</b>	<b>787</b>	<b>826</b>	<b>5%</b>	<b>16%</b>	<b>16%</b>	<b>205</b>	<b>202</b>	<b>4,868</b>	<b>5,193</b>	<b>7%</b>

NOTE: Some Multicounty Litigation (MCL) cases were transferred in November 2014: Atlantic to Bergen = 8,935; Atlantic to Middlesex = 4,070.

**CIVIL BACKLOG SUMMARY BY CASETYPE**

**JUNE 2017**

**UNION**

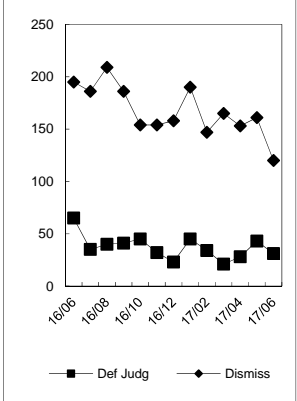
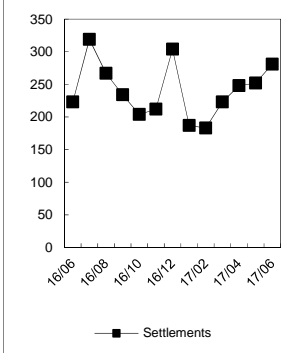
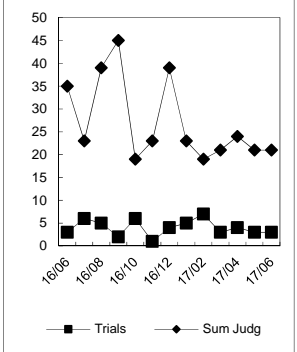
	Cases in Backlog															
	Track 1					Track 2				Track 3			Track 4			Total Backlog
	12 to 18 months	18 to 24 months	24 to 36 months	over 36 months	Total Track 1	18 to 24 months	24 to 36 months	over 36 months	Total Track 2	24 to 36 months	over 36 months	Total Track 3	24 to 36 months	over 36 months	Total Track 4	
Act on Neg Inst	0	0	0	0	0	0	0	0	0	0	0	0	0	0	0	0
Asbestos	0	0	0	0	0	0	0	0	0	0	0	0	0	0	0	0
Assault & Bat	0	0	0	0	0	0	0	0	0	2	2	4	0	0	0	4
Auto - Pers Inj	0	0	0	0	0	302	127	5	434	0	0	0	0	0	0	434
Auto - Property	0	0	0	0	0	1	0	0	1	0	0	0	0	0	0	1
Book Account	14	2	1	0	17	0	0	0	0	0	0	0	0	0	0	17
Civil Rights	0	0	0	0	0	0	0	0	0	3	1	4	0	0	0	4
Complex Comme	0	0	0	0	0	0	0	0	0	0	0	0	2	0	2	2
Condemnation	0	0	0	0	0	0	0	0	0	0	0	0	0	0	0	0
Construction	0	0	0	0	0	2	1	0	3	0	0	0	0	0	0	3
Contract/Comme	0	0	0	0	0	17	10	0	27	0	0	0	0	0	0	27
Employment	0	0	0	0	0	0	0	0	0	0	0	0	0	0	0	0
Lieu of P. Writ	0	0	0	0	0	0	0	0	0	0	0	0	0	0	0	0
Medical Malprac	0	0	0	0	0	0	0	0	0	20	4	24	0	0	0	24
Name Change	0	0	0	0	0	0	0	0	0	0	0	0	0	0	0	0
Other Insurance	3	2	1	3	9	0	0	0	0	0	0	0	0	0	0	9
Other MCL	0	0	0	0	0	0	0	0	0	0	0	0	0	0	0	0
Other Track 1	18	8	3	4	33	0	0	0	0	0	0	0	0	0	0	33
Other Track 3	0	0	0	0	0	0	0	0	0	10	0	10	0	0	0	10
Other Track 4	0	0	0	0	0	0	0	0	0	0	0	0	6	5	11	11
Personal Injury	0	0	0	0	0	140	49	5	194	0	0	0	0	0	0	194
Prod Liability	0	0	0	0	0	0	0	0	0	8	0	8	0	0	0	8
Prof Malpractic	0	0	0	0	0	0	0	0	0	9	3	12	0	0	0	12
PIP Coverage	1	1	0	0	2	0	0	0	0	0	0	0	0	0	0	2
Real Property	1	0	0	0	1	0	0	0	0	0	0	0	0	0	0	1
Tort Other	0	0	0	0	0	4	3	0	7	0	0	0	0	0	0	7
Toxic Tort	0	0	0	0	0	0	0	0	0	0	1	1	0	0	0	1
UM/UIM Bod Inj	0	0	0	0	0	15	7	0	22	0	0	0	0	0	0	22
<b>Total</b>	<b>37</b>	<b>13</b>	<b>5</b>	<b>7</b>	<b>62</b>	<b>481</b>	<b>197</b>	<b>10</b>	<b>688</b>	<b>52</b>	<b>11</b>	<b>63</b>	<b>8</b>	<b>5</b>	<b>13</b>	<b>826</b>

NOTE: Some Multicounty Litigation (MCL) cases were transferred in November 2014: Atlantic to Bergen = 8,935; Atlantic to Middlesex = 4,070.

**CIVIL RESOLUTION SUMMARY BY CASETYPE**  
**JULY 2016 - JUNE 2017**  
**UNION**

	Trial			Summary					Total	Percent resolved by					
	Jury	Nonjury	Total	Judgment	Settlement	Default Judgment	Dismiss	Other		Trial	Sum Jud	Settle	Default J	Dismiss	Other
Act on Neg Inst	0	0	0	0	5	5	6	0	16	0%	0%	31%	31%	38%	0%
Asbestos	0	0	0	0	0	0	0	0	0	0%	0%	0%	0%	0%	0%
Assault & Bat	1	0	1	0	1	0	9	0	11	9%	0%	9%	0%	82%	0%
Auto - Pers Inj	41	1	42	12	1,241	4	596	98	1,993	2%	1%	62%	0%	30%	5%
Auto - Property	1	0	1	1	21	8	13	4	48	2%	2%	44%	17%	27%	8%
Book Account	1	0	1	26	122	147	188	1	485	0%	5%	25%	30%	39%	0%
Civil Rights	0	0	0	1	1	0	15	1	18	0%	6%	6%	0%	83%	6%
Complex Commer	0	0	0	0	6	0	8	1	15	0%	0%	40%	0%	53%	7%
Condemnation	0	0	0	1	1	0	2	0	4	0%	25%	25%	0%	50%	0%
Construction	0	1	1	0	14	2	13	1	31	3%	0%	45%	6%	42%	3%
Contract/Commer	2	3	5	11	88	42	161	11	318	2%	3%	28%	13%	51%	3%
Employment	1	0	1	0	4	1	4	3	13	8%	0%	31%	8%	31%	23%
Lieu of P. Writ	0	0	0	0	3	0	20	3	26	0%	0%	12%	0%	77%	12%
Medical Malprac	5	0	5	1	17	1	15	3	42	12%	2%	40%	2%	36%	7%
Name Change	0	0	0	0	0	0	14	180	194	0%	0%	0%	0%	7%	93%
Other Insurance	0	0	0	1	17	1	20	6	45	0%	2%	38%	2%	44%	13%
Other MCL	0	0	0	0	0	0	0	0	0	0%	0%	0%	0%	0%	0%
Other Track 1	2	2	4	10	86	8	76	59	243	2%	4%	35%	3%	31%	24%
Other Track 3	1	0	1	1	51	1	28	11	93	1%	1%	55%	1%	30%	12%
Other Track 4	0	0	0	1	6	1	3	0	11	0%	9%	55%	9%	27%	0%
Personal Injury	6	1	7	9	426	9	172	31	654	1%	1%	65%	1%	26%	5%
Prod Liability	0	0	0	1	9	0	3	2	15	0%	7%	60%	0%	20%	13%
Prof Malpractic	1	1	2	1	19	0	6	1	29	7%	3%	66%	0%	21%	3%
PIP Coverage	0	0	0	1	2	0	15	1	19	0%	5%	11%	0%	79%	5%
Real Property	0	0	0	1	2	2	6	2	13	0%	8%	15%	15%	46%	15%
Tort Other	0	0	0	2	36	7	55	4	104	0%	2%	35%	7%	53%	4%
Toxic Tort	0	0	0	0	1	0	0	0	1	0%	0%	100%	0%	0%	0%
UM/UM Bod Inj	3	0	3	1	80	0	41	8	133	2%	1%	60%	0%	31%	6%
<b>Total</b>	<b>65</b>	<b>9</b>	<b>74</b>	<b>82</b>	<b>2,259</b>	<b>239</b>	<b>1,489</b>	<b>431</b>	<b>4,574</b>	<b>2%</b>	<b>2%</b>	<b>49%</b>	<b>5%</b>	<b>33%</b>	<b>9%</b>

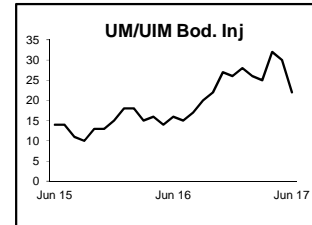
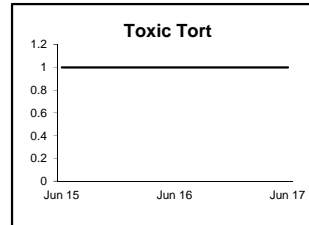
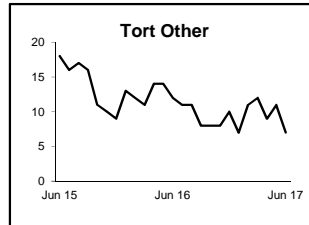
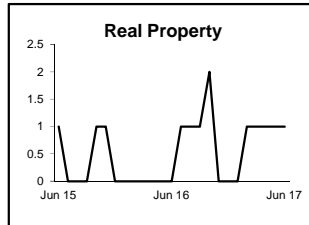
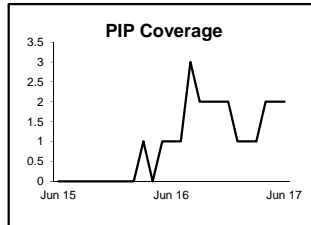
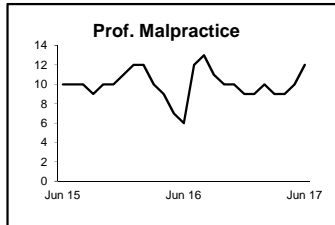
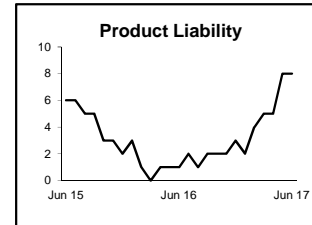
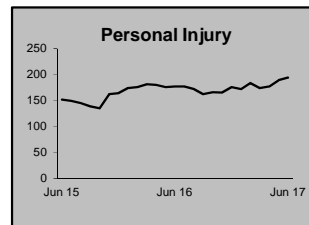
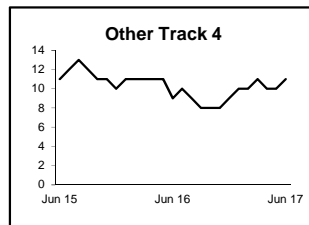
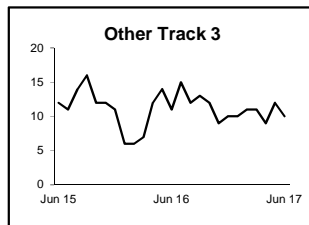
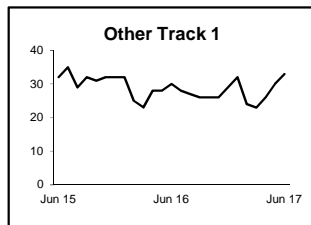
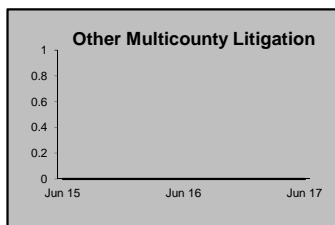
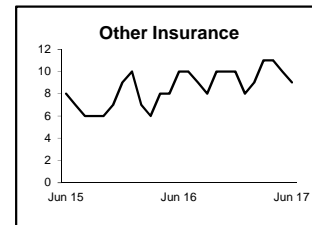
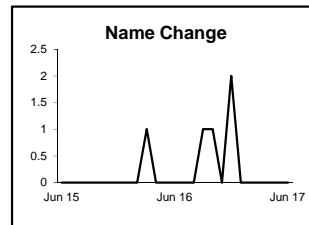
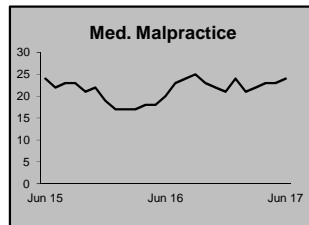
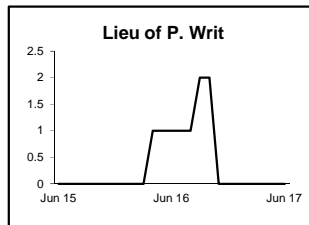
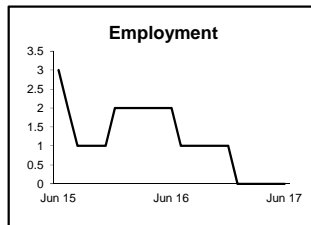
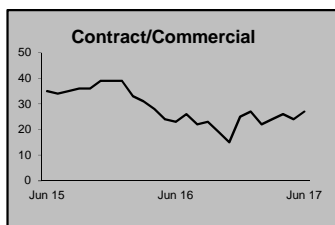
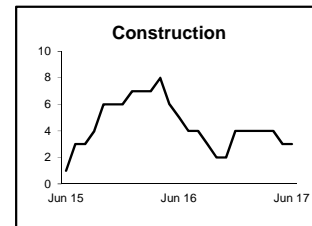
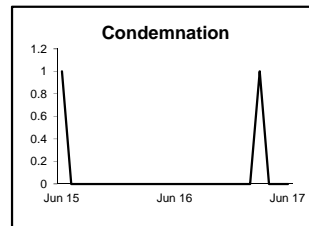
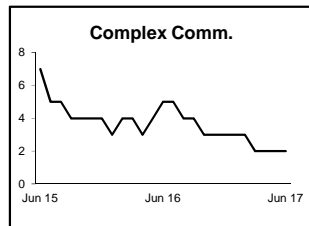
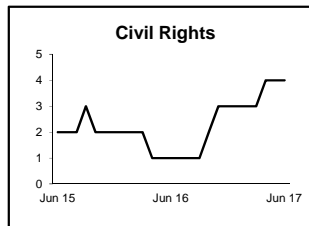
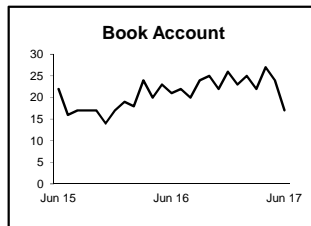
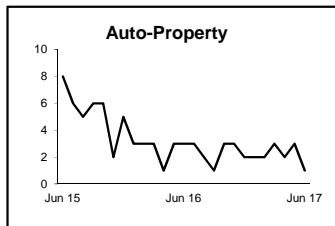
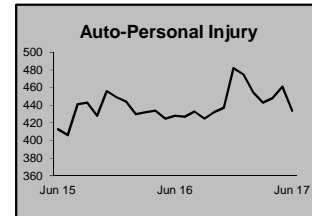
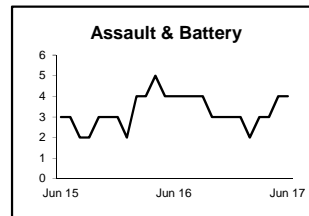
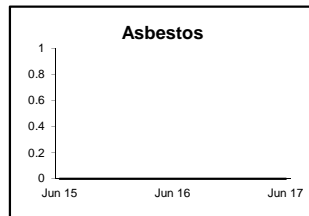
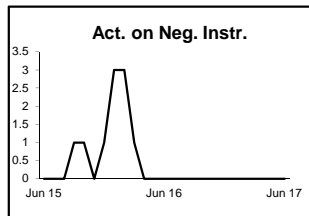
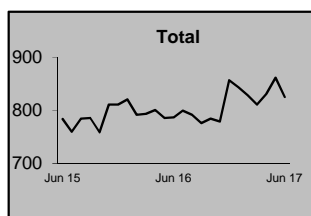
Monthly Resolutions



NOTE: Some Multicounty Litigation (MCL) cases were transferred in November 2014: Atlantic to Bergen = 8,935; Atlantic to Middlesex = 4,070.

## CIVIL BACKLOG BY CASETYPE JUNE 2017 UNION

	Total Backlog	% chg
Jun 15	784	
Jun 16	787	0%
Jun 17	826	5%



1) Casetypes with the state's largest backlogs are highlighted.

2) Some Multicounty Litigation (MCL) cases were transferred in November 2014: Atlantic to Bergen = 8,935; Atlantic to Middlesex = 4,070.

**CIVIL CASELOAD SUMMARY BY CASETYPE**  
**JULY 2016 - JULY 2017**  
**WARREN**

	Filings			Resolutions			Clearance		Backlog			Backlog Percent		Backlog Per 100 Monthly Filings		Active Pending		
	Jul 2015 to Jun 2016	Jul 2016 to Jun 2017	percent change	Jul 2015 to Jun 2016	Jul 2016 to Jun 2017	percent change	Jul 2016 - Jun 2017		Jun 2016	Jun 2017	percent change	Jun 2016	Jun 2017	Jun 2016	Jun 2017	Jun 2016	Jun 2017	percent change
	number	percent	number	percent														
Act on Neg Inst	3	2	-33%	4	1	-75%	-1	50%	0	0	0%	0%	0%	0	0	1	2	100%
Asbestos	0	0	0%	0	0	0%	0	100%	0	0	0%	0%	0%	0	0	0	0	0%
Assault & Bat	0	2		0	1		-1	50%	1	1	0%	50%	33%	600	2	3	50%	
Auto - Pers Inj	51	83	63%	70	60	-14%	-23	72%	12	12	0%	17%	13%	282	173	71	94	32%
Auto - Property	5	5	0%	7	4	-43%	-1	80%	0	0	0%	0%	0%	0	0	2	3	50%
Book Account	81	84	4%	101	73	-28%	-11	87%	1	1	0%	3%	2%	15	14	39	48	23%
Civil Rights	6	4	-33%	6	3	-50%	-1	75%	0	0	0%	0%	0%	0	0	4	5	25%
Complex Comme	0	0	0%	1	5	400%	5	100%	2	0	-100%	50%	0%	0	0	4	0	-100%
Condemnation	0	0	0%	1	1	0%	1	100%	0	0	0%	0%	0%	0	0	1	0	-100%
Construction	3	3	0%	6	0	-100%	-3	0%	0	0	0%	0%	0%	0	0	1	4	300%
Contract/Comme	51	55	8%	61	66	8%	11	120%	3	1	-67%	7%	3%	71	22	41	33	-20%
Employment	9	3	-67%	2	3	50%	0	100%	0	1		0%	20%	0	400	5	5	0%
Lieu of P. Writ	6	2	-67%	4	6	50%	4	300%	0	1		0%	50%	0	600	6	2	-67%
Medical Malprac	9	6	-33%	8	7	-13%	1	117%	6	3	-50%	38%	20%	800	600	16	15	-6%
Name Change	24	40	67%	21	41	95%	1	103%	0	0	0%	0%	0%	0	0	7	6	-14%
Other Insurance	6	2	-67%	10	2	-80%	0	100%	0	0	0%	0%	0%	0	0	1	1	0%
Other MCL	0	0	0%	0	0	0%	0	100%	0	0	0%	0%	0%	0	0	0	0	0%
Other Track 1	39	31	-21%	37	30	-19%	-1	97%	0	0	0%	0%	0%	0	0	15	15	0%
Other Track 3	18	5	-72%	11	19	73%	14	380%	0	1		0%	11%	0	240	23	9	-61%
Other Track 4	22	3	-86%	2	11	450%	8	367%	0	0	0%	0%	0%	0	0	22	14	-36%
Personal Injury	82	47	-43%	69	57	-17%	10	121%	14	21	50%	15%	25%	205	536	92	83	-10%
Prod Liability	1	3	200%	2	1	-50%	-2	33%	0	0	0%	0%	0%	0	0	2	4	100%
Prof Malpractic	3	2	-33%	6	4	-33%	2	200%	0	2		0%	50%	0	1,200	5	4	-20%
PIP Coverage	1	0	-100%	2	0	-100%	0	100%	0	0	0%	0%	0%	0	0	0	0	0%
Real Property	5	5	0%	7	4	-43%	-1	80%	0	0	0%	0%	0%	0	0	2	3	50%
Tort Other	16	10	-38%	13	13	0%	3	130%	0	0	0%	0%	0%	0	0	12	10	-17%
Toxic Tort	3	0	-100%	1	1	0%	1	100%	0	0	0%	0%	0%	0	0	1	0	-100%
UM/UIIM Bod Inj	2	0	-100%	2	0	-100%	0	100%	0	0	0%	0%	0%	0	0	1	1	0%
<b>Total</b>	<b>446</b>	<b>397</b>	<b>-11%</b>	<b>454</b>	<b>413</b>	<b>-9%</b>	<b>16</b>	<b>104%</b>	<b>39</b>	<b>44</b>	<b>13%</b>	<b>10%</b>	<b>12%</b>	<b>105</b>	<b>133</b>	<b>376</b>	<b>364</b>	<b>-3%</b>

NOTE: Some Multicounty Litigation (MCL) cases were transferred in November 2014: Atlantic to Bergen = 8,935; Atlantic to Middlesex = 4,070.

**CIVIL BACKLOG SUMMARY BY CASETYPE**

**JUNE 2017**

**WARREN**

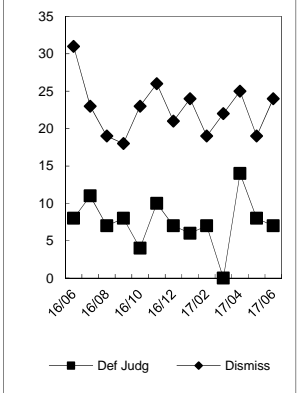
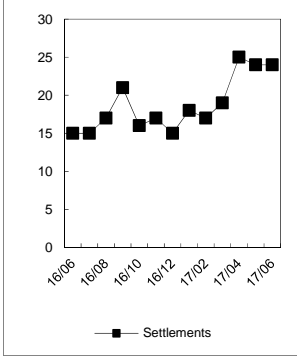
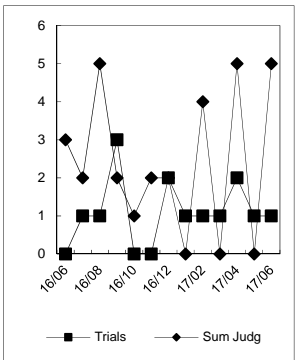
	Cases in Backlog															
	Track 1					Track 2				Track 3			Track 4			Total Backlog
	12 to 18 months	18 to 24 months	24 to 36 months	over 36 months	Total Track 1	18 to 24 months	24 to 36 months	over 36 months	Total Track 2	24 to 36 months	over 36 months	Total Track 3	24 to 36 months	over 36 months	Total Track 4	
Act on Neg Inst	0	0	0	0	0	0	0	0	0	0	0	0	0	0	0	0
Asbestos	0	0	0	0	0	0	0	0	0	0	0	0	0	0	0	0
Assault & Bat	0	0	0	0	0	0	0	0	0	0	1	1	0	0	0	1
Auto - Pers Inj	0	0	0	0	0	12	0	0	12	0	0	0	0	0	0	12
Auto - Property	0	0	0	0	0	0	0	0	0	0	0	0	0	0	0	0
Book Account	0	0	1	0	1	0	0	0	0	0	0	0	0	0	0	1
Civil Rights	0	0	0	0	0	0	0	0	0	0	0	0	0	0	0	0
Complex Comme	0	0	0	0	0	0	0	0	0	0	0	0	0	0	0	0
Condemnation	0	0	0	0	0	0	0	0	0	0	0	0	0	0	0	0
Construction	0	0	0	0	0	0	0	0	0	0	0	0	0	0	0	0
Contract/Comme	0	0	0	0	0	1	0	0	1	0	0	0	0	0	0	1
Employment	0	0	0	0	0	1	0	0	1	0	0	0	0	0	0	1
Lieu of P. Writ	0	0	0	0	0	0	0	0	0	0	0	0	1	0	1	1
Medical Malprac	0	0	0	0	0	0	0	0	0	1	2	3	0	0	0	3
Name Change	0	0	0	0	0	0	0	0	0	0	0	0	0	0	0	0
Other Insurance	0	0	0	0	0	0	0	0	0	0	0	0	0	0	0	0
Other MCL	0	0	0	0	0	0	0	0	0	0	0	0	0	0	0	0
Other Track 1	0	0	0	0	0	0	0	0	0	0	0	0	0	0	0	0
Other Track 3	0	0	0	0	0	0	0	0	0	1	0	1	0	0	0	1
Other Track 4	0	0	0	0	0	0	0	0	0	0	0	0	0	0	0	0
Personal Injury	0	0	0	0	0	17	4	0	21	0	0	0	0	0	0	21
Prod Liability	0	0	0	0	0	0	0	0	0	0	0	0	0	0	0	0
Prof Malpractic	0	0	0	0	0	0	0	0	0	2	0	2	0	0	0	2
PIP Coverage	0	0	0	0	0	0	0	0	0	0	0	0	0	0	0	0
Real Property	0	0	0	0	0	0	0	0	0	0	0	0	0	0	0	0
Tort Other	0	0	0	0	0	0	0	0	0	0	0	0	0	0	0	0
Toxic Tort	0	0	0	0	0	0	0	0	0	0	0	0	0	0	0	0
UM/UIIM Bod Inj	0	0	0	0	0	0	0	0	0	0	0	0	0	0	0	0
<b>Total</b>	<b>0</b>	<b>0</b>	<b>1</b>	<b>0</b>	<b>1</b>	<b>31</b>	<b>4</b>	<b>0</b>	<b>35</b>	<b>4</b>	<b>3</b>	<b>7</b>	<b>1</b>	<b>0</b>	<b>1</b>	<b>44</b>

NOTE: Some Multicounty Litigation (MCL) cases were transferred in November 2014: Atlantic to Bergen = 8,935; Atlantic to Middlesex = 4,070.

**CIVIL RESOLUTION SUMMARY BY CASETYPE**  
**JULY 2016 - JUNE 2017**  
**WARREN**

	Trial			Summary					Total	Percent resolved by					
	Jury	Nonjury	Total	Judgment	Settlement	Default Judgment	Dismiss	Other		Trial	Sum Jud	Settle	Default J	Dismiss	Other
Act on Neg Inst	0	0	0	0	0	1	0	0	1	0%	0%	0%	100%	0%	0%
Asbestos	0	0	0	0	0	0	0	0	0	0%	0%	0%	0%	0%	0%
Assault & Bat	0	0	0	0	0	0	1	0	1	0%	0%	0%	0%	100%	0%
Auto - Pers Inj	1	0	1	0	24	0	31	4	60	2%	0%	40%	0%	52%	7%
Auto - Property	0	0	0	0	1	1	2	0	4	0%	0%	25%	25%	50%	0%
Book Account	0	0	0	3	14	27	28	1	73	0%	4%	19%	37%	38%	1%
Civil Rights	0	0	0	0	3	0	0	0	3	0%	0%	100%	0%	0%	0%
Complex Commer	0	0	0	0	2	0	3	0	5	0%	0%	40%	0%	60%	0%
Condemnation	0	0	0	0	0	0	0	1	1	0%	0%	0%	0%	0%	100%
Construction	0	0	0	0	0	0	0	0	0	0%	0%	0%	0%	0%	0%
Contract/Commer	0	1	1	1	18	20	26	0	66	2%	2%	27%	30%	39%	0%
Employment	0	0	0	1	1	0	1	0	3	0%	33%	33%	0%	33%	0%
Lieu of P. Writ	0	0	0	0	0	0	5	1	6	0%	0%	0%	0%	83%	17%
Medical Malprac	0	0	0	0	6	0	0	1	7	0%	0%	86%	0%	0%	14%
Name Change	0	0	0	0	0	0	14	27	41	0%	0%	0%	0%	34%	66%
Other Insurance	0	0	0	0	1	0	1	0	2	0%	0%	50%	0%	50%	0%
Other MCL	0	0	0	0	0	0	0	0	0	0%	0%	0%	0%	0%	0%
Other Track 1	0	0	0	0	12	0	6	12	30	0%	0%	40%	0%	20%	40%
Other Track 3	0	0	0	0	11	0	7	1	19	0%	0%	58%	0%	37%	5%
Other Track 4	0	0	0	0	7	0	2	2	11	0%	0%	64%	0%	18%	18%
Personal Injury	1	0	1	1	17	2	34	2	57	2%	2%	30%	4%	60%	4%
Prod Liability	0	0	0	0	1	0	0	0	1	0%	0%	100%	0%	0%	0%
Prof Malpractic	0	0	0	0	2	0	2	0	4	0%	0%	50%	0%	50%	0%
PIP Coverage	0	0	0	0	0	0	0	0	0	0%	0%	0%	0%	0%	0%
Real Property	0	1	1	0	0	0	3	0	4	25%	0%	0%	0%	75%	0%
Tort Other	0	0	0	0	6	0	7	0	13	0%	0%	46%	0%	54%	0%
Toxic Tort	0	0	0	0	1	0	0	0	1	0%	0%	100%	0%	0%	0%
UM/UIM Bod Inj	0	0	0	0	0	0	0	0	0	0%	0%	0%	0%	0%	0%
<b>Total</b>	<b>2</b>	<b>2</b>	<b>4</b>	<b>6</b>	<b>127</b>	<b>51</b>	<b>173</b>	<b>52</b>	<b>413</b>	<b>1%</b>	<b>1%</b>	<b>31%</b>	<b>12%</b>	<b>42%</b>	<b>13%</b>

Monthly Resolutions

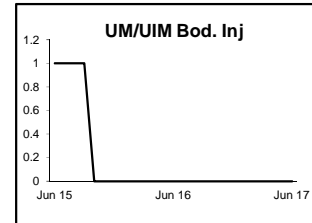
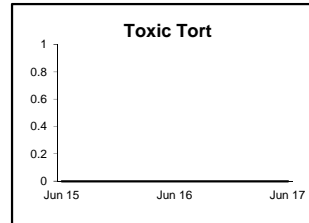
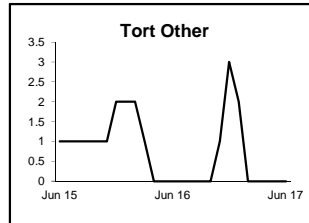
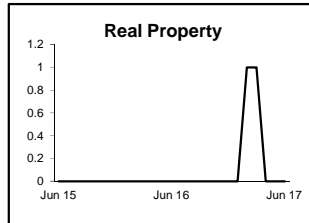
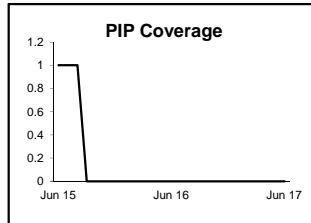
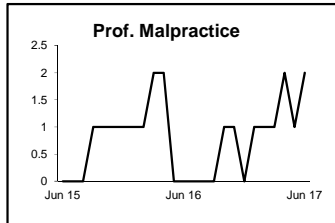
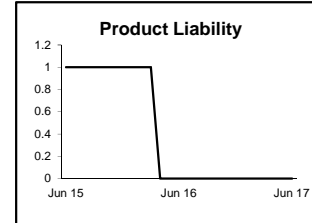
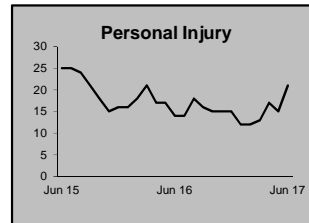
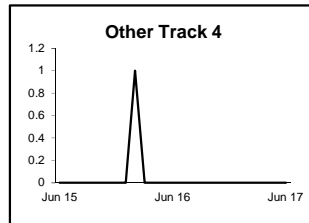
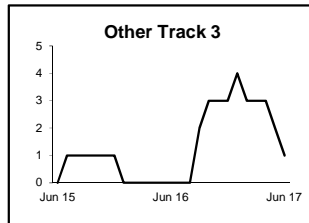
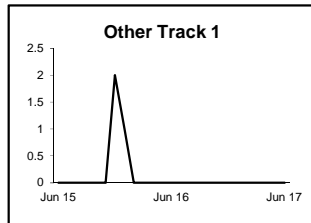
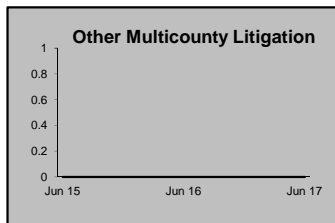
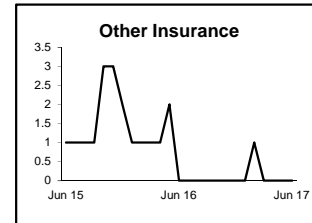
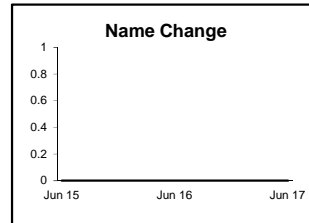
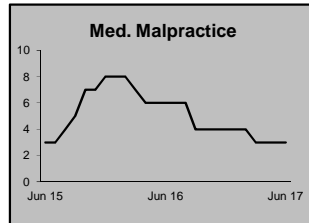
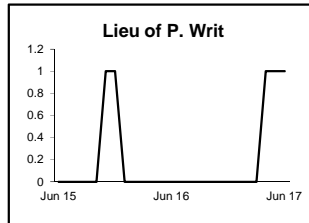
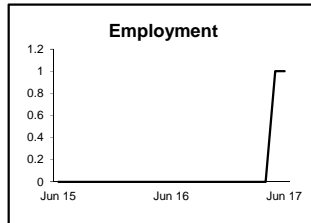
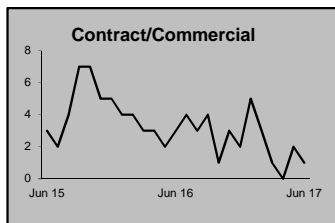
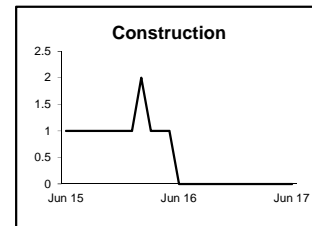
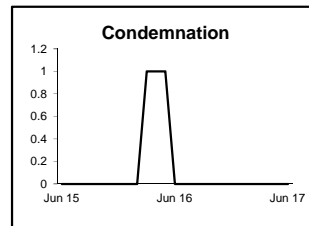
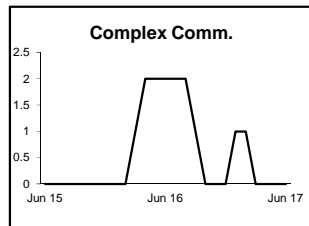
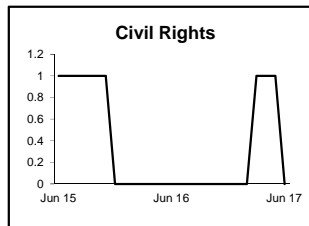
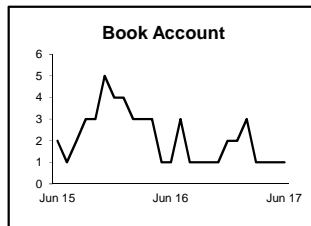
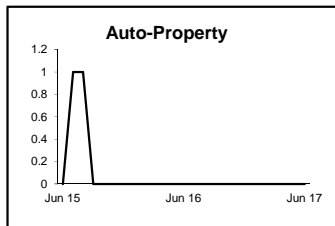
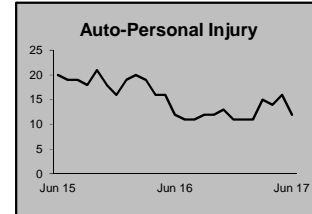
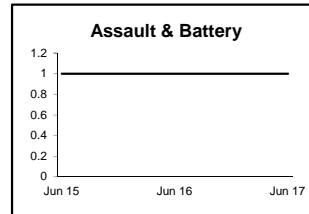
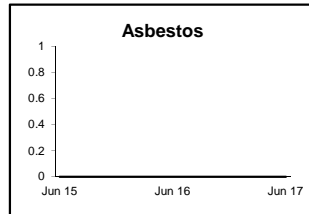
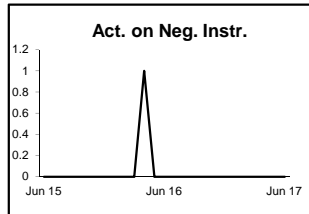
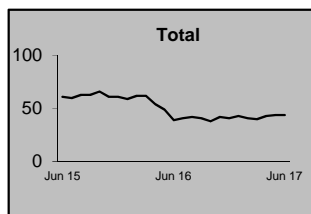


NOTE: Some Multicounty Litigation (MCL) cases were transferred in November 2014: Atlantic to Bergen = 8,935; Atlantic to Middlesex = 4,070.



## CIVIL BACKLOG BY CASETYPE JUNE 2017 WARREN

	Total Backlog	% chg
Jun 15	61	
Jun 16	39	-36%
Jun 17	44	13%



1) Casetypes with the state's largest backlogs are highlighted.

2) Some Multicounty Litigation (MCL) cases were transferred in November 2014: Atlantic to Bergen = 8,935; Atlantic to Middlesex = 4,070.

**CIVIL CASELOAD SUMMARY BY CASETYPE**  
**JULY 2016 - JULY 2017**  
**STATE**

	Filings			Resolutions			Clearance		Backlog			Backlog Percent		Backlog Per 100 Monthly Filings		Active Pending		
	Jul 2015 to Jun 2016	Jul 2016 to Jun 2017	percent change	Jul 2015 to Jun 2016	Jul 2016 to Jun 2017	percent change	Jul 2016 - Jun 2017		Jun 2016	Jun 2017	percent change	Jun 2016	Jun 2017	Jun 2016	Jun 2017	Jun 2016	Jun 2017	percent change
	number	percent																
Act on Neg Inst	344	<b>266</b>	-23%	345	<b>313</b>	-9%	<b>47</b>	<b>118%</b>	15	<b>8</b>	-47%	8%	<b>5%</b>	52	<b>36</b>	197	<b>146</b>	-26%
Asbestos	120	<b>120</b>	0%	88	<b>116</b>	32%	<b>-4</b>	<b>97%</b>	213	<b>178</b>	-16%	56%	<b>46%</b>	2,130	<b>1,780</b>	378	<b>383</b>	1%
Assault & Bat	177	<b>164</b>	-7%	209	<b>187</b>	-11%	<b>23</b>	<b>114%</b>	52	<b>36</b>	-31%	19%	<b>12%</b>	353	<b>263</b>	274	<b>289</b>	5%
Auto - Pers Inj	24,882	<b>25,934</b>	4%	25,405	<b>24,260</b>	-5%	<b>-1674</b>	<b>94%</b>	4,720	<b>4,855</b>	3%	16%	<b>15%</b>	228	<b>225</b>	29,785	<b>31,540</b>	6%
Auto - Property	890	<b>871</b>	-2%	933	<b>840</b>	-10%	<b>-31</b>	<b>96%</b>	43	<b>50</b>	16%	7%	<b>8%</b>	58	<b>69</b>	615	<b>645</b>	5%
Book Account	8,932	<b>9,840</b>	10%	9,916	<b>9,202</b>	-7%	<b>-638</b>	<b>94%</b>	246	<b>180</b>	-27%	5%	<b>4%</b>	33	<b>22</b>	4,583	<b>5,084</b>	11%
Civil Rights	395	<b>329</b>	-17%	389	<b>370</b>	-5%	<b>41</b>	<b>112%</b>	54	<b>60</b>	11%	14%	<b>17%</b>	164	<b>219</b>	374	<b>349</b>	-7%
Complex Comme	227	<b>236</b>	4%	262	<b>277</b>	6%	<b>41</b>	<b>117%</b>	103	<b>128</b>	24%	28%	<b>31%</b>	544	<b>651</b>	373	<b>409</b>	10%
Condemnation	251	<b>168</b>	-33%	155	<b>136</b>	-12%	<b>-32</b>	<b>81%</b>	12	<b>14</b>	17%	5%	<b>6%</b>	57	<b>100</b>	221	<b>252</b>	14%
Construction	615	<b>582</b>	-5%	597	<b>607</b>	2%	<b>25</b>	<b>104%</b>	110	<b>109</b>	-1%	18%	<b>18%</b>	215	<b>225</b>	627	<b>600</b>	-4%
Contract/Comme	8,118	<b>7,811</b>	-4%	9,350	<b>8,037</b>	-14%	<b>226</b>	<b>103%</b>	489	<b>427</b>	-13%	8%	<b>7%</b>	72	<b>66</b>	5,821	<b>5,791</b>	-1%
Employment	327	<b>317</b>	-3%	336	<b>288</b>	-14%	<b>-29</b>	<b>91%</b>	30	<b>27</b>	-10%	12%	<b>10%</b>	110	<b>102</b>	251	<b>272</b>	8%
Lieu of P. Writ	549	<b>469</b>	-15%	534	<b>522</b>	-2%	<b>53</b>	<b>111%</b>	44	<b>55</b>	25%	10%	<b>14%</b>	96	<b>141</b>	435	<b>384</b>	-12%
Medical Malprac	1,094	<b>1,078</b>	-1%	1,168	<b>1,060</b>	-9%	<b>-18</b>	<b>98%</b>	540	<b>518</b>	-4%	27%	<b>25%</b>	592	<b>577</b>	2,014	<b>2,058</b>	2%
Name Change	2,901	<b>2,999</b>	3%	2,875	<b>3,077</b>	7%	<b>78</b>	<b>103%</b>	0	<b>0</b>	0%	0%	<b>0%</b>	0	<b>0</b>	432	<b>369</b>	-15%
Other Insurance	921	<b>910</b>	-1%	1,002	<b>870</b>	-13%	<b>-40</b>	<b>96%</b>	150	<b>114</b>	-24%	23%	<b>18%</b>	195	<b>150</b>	651	<b>640</b>	-2%
Other MCL	2,109	<b>727</b>	-66%	4,283	<b>5,303</b>	24%	<b>4576</b>	<b>729%</b>	16,031	<b>15,297</b>	-5%	72%	<b>87%</b>	9,121	<b>25,250</b>	22,133	<b>17,683</b>	-20%
Other Track 1	4,900	<b>5,065</b>	3%	4,700	<b>4,968</b>	6%	<b>-97</b>	<b>98%</b>	189	<b>194</b>	3%	8%	<b>9%</b>	46	<b>46</b>	2,320	<b>2,217</b>	-4%
Other Track 3	1,813	<b>1,733</b>	-4%	1,815	<b>1,800</b>	-1%	<b>67</b>	<b>104%</b>	197	<b>215</b>	9%	9%	<b>10%</b>	130	<b>149</b>	2,132	<b>2,105</b>	-1%
Other Track 4	628	<b>246</b>	-61%	409	<b>456</b>	11%	<b>210</b>	<b>185%</b>	181	<b>179</b>	-1%	21%	<b>26%</b>	346	<b>873</b>	866	<b>684</b>	-21%
Personal Injury	12,609	<b>10,987</b>	-13%	11,575	<b>11,708</b>	1%	<b>721</b>	<b>107%</b>	2,436	<b>2,850</b>	17%	16%	<b>19%</b>	232	<b>311</b>	15,682	<b>14,885</b>	-5%
Prod Liability	363	<b>332</b>	-9%	448	<b>359</b>	-20%	<b>27</b>	<b>108%</b>	132	<b>106</b>	-20%	21%	<b>21%</b>	436	<b>383</b>	617	<b>517</b>	-16%
Prof Malpractic	591	<b>553</b>	-6%	751	<b>741</b>	-1%	<b>188</b>	<b>134%</b>	193	<b>183</b>	-5%	19%	<b>20%</b>	392	<b>397</b>	993	<b>925</b>	-7%
PIP Coverage	327	<b>302</b>	-8%	361	<b>289</b>	-20%	<b>-13</b>	<b>96%</b>	19	<b>16</b>	-16%	13%	<b>10%</b>	70	<b>64</b>	150	<b>155</b>	3%
Real Property	445	<b>437</b>	-2%	436	<b>434</b>	0%	<b>-3</b>	<b>99%</b>	45	<b>38</b>	-16%	16%	<b>15%</b>	121	<b>104</b>	279	<b>256</b>	-8%
Tort Other	1,899	<b>1,786</b>	-6%	1,873	<b>1,791</b>	-4%	<b>5</b>	<b>100%</b>	205	<b>203</b>	-1%	12%	<b>12%</b>	130	<b>136</b>	1,687	<b>1,640</b>	-3%
Toxic Tort	36	<b>34</b>	-6%	43	<b>30</b>	-30%	<b>-4</b>	<b>88%</b>	16	<b>20</b>	25%	26%	<b>31%</b>	533	<b>706</b>	62	<b>65</b>	5%
UM/UIIM Bod Inj	1,549	<b>1,525</b>	-2%	1,318	<b>1,466</b>	11%	<b>-59</b>	<b>96%</b>	208	<b>282</b>	36%	11%	<b>15%</b>	161	<b>222</b>	1,809	<b>1,921</b>	6%
<b>Total</b>	<b>78,012</b>	<b>75,821</b>	-3%	<b>81,576</b>	<b>79,507</b>	-3%	<b>3686</b>	<b>105%</b>	<b>26,673</b>	<b>26,342</b>	-1%	<b>28%</b>	<b>29%</b>	<b>410</b>	<b>417</b>	<b>95,761</b>	<b>92,264</b>	-4%

NOTE: Some Multicounty Litigation (MCL) cases were transferred in November 2014: Atlantic to Bergen = 8,935; Atlantic to Middlesex = 4,070.

**CIVIL BACKLOG SUMMARY BY CASETYPE**

**JUNE 2017**

**STATE**

	Cases in Backlog															
	Track 1					Track 2				Track 3			Track 4			Total Backlog
	12 to 18 months	18 to 24 months	24 to 36 months	over 36 months	Total Track 1	18 to 24 months	24 to 36 months	over 36 months	Total Track 2	24 to 36 months	over 36 months	Total Track 3	24 to 36 months	over 36 months	Total Track 4	
Act on Neg Inst	6	2	0	0	8	0	0	0	0	0	0	0	0	0	0	8
Asbestos	0	0	0	0	0	0	0	0	0	0	0	0	45	133	178	178
Assault & Bat	0	0	0	0	0	0	0	0	0	24	12	36	0	0	0	36
Auto - Pers Inj	0	0	0	0	0	3,392	1,314	149	4,855	0	0	0	0	0	0	4,855
Auto - Property	0	0	0	0	0	37	12	1	50	0	0	0	0	0	0	50
Book Account	132	32	13	3	180	0	0	0	0	0	0	0	0	0	0	180
Civil Rights	0	0	0	0	0	0	0	0	0	43	17	60	0	0	0	60
Complex Comme	0	0	0	0	0	0	0	0	0	0	0	0	79	49	128	128
Condemnation	0	0	0	0	0	0	0	0	0	8	6	14	0	0	0	14
Construction	1	0	0	0	1	44	48	14	106	0	0	0	1	1	2	109
Contract/Comme	0	0	0	0	0	254	126	42	422	1	1	2	1	2	3	427
Employment	0	0	0	0	0	15	10	1	26	1	0	1	0	0	0	27
Lieu of P. Writ	0	0	0	0	0	0	0	0	0	0	0	0	30	25	55	55
Medical Malprac	0	0	0	0	0	0	0	0	0	333	185	518	0	0	0	518
Name Change	0	0	0	0	0	0	0	0	0	0	0	0	0	0	0	0
Other Insurance	50	25	20	16	111	1	0	0	1	0	0	0	1	1	2	114
Other MCL	0	0	0	0	0	0	0	0	0	0	0	0	4,251	11,046	15,297	15,297
Other Track 1	128	34	20	9	191	1	2	0	3	0	0	0	0	0	0	194
Other Track 3	0	0	0	0	0	0	0	0	0	167	48	215	0	0	0	215
Other Track 4	0	0	1	0	1	0	0	0	0	0	0	0	90	88	178	179
Personal Injury	0	0	0	0	0	1,958	774	115	2,847	0	2	2	0	1	1	2,850
Prod Liability	0	0	0	0	0	0	0	0	0	62	44	106	0	0	0	106
Prof Malpractic	0	0	0	0	0	0	0	0	0	127	56	183	0	0	0	183
PIP Coverage	5	6	4	0	15	0	1	0	1	0	0	0	0	0	0	16
Real Property	18	8	7	5	38	0	0	0	0	0	0	0	0	0	0	38
Tort Other	0	0	0	0	0	116	72	14	202	0	0	0	0	1	1	203
Toxic Tort	0	0	0	0	0	0	0	0	0	13	7	20	0	0	0	20
UM/UIM Bod Inj	1	0	1	0	2	198	78	4	280	0	0	0	0	0	0	282
<b>Total</b>	<b>341</b>	<b>107</b>	<b>66</b>	<b>33</b>	<b>547</b>	<b>6,016</b>	<b>2,437</b>	<b>340</b>	<b>8,793</b>	<b>779</b>	<b>378</b>	<b>1,157</b>	<b>4,498</b>	<b>11,347</b>	<b>15,845</b>	<b>26,342</b>

NOTE: Some Multicounty Litigation (MCL) cases were transferred in November 2014: Atlantic to Bergen = 8,935; Atlantic to Middlesex = 4,070.

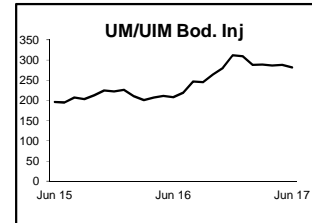
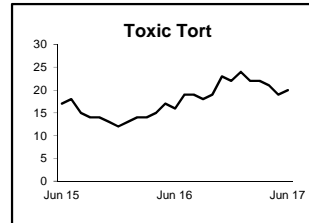
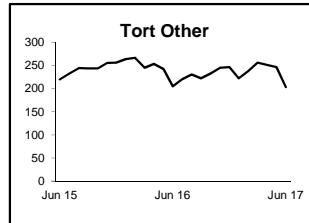
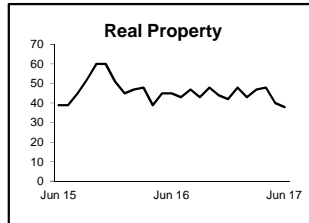
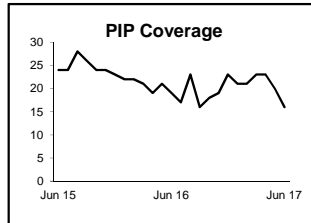
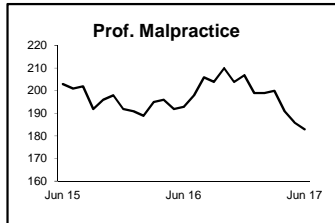
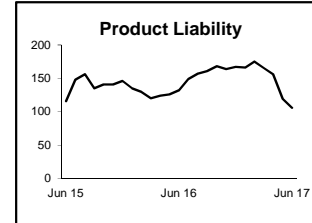
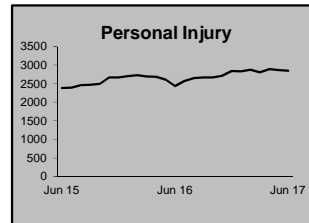
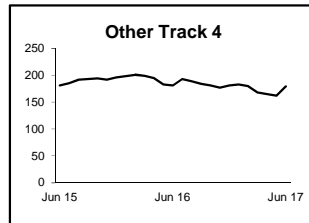
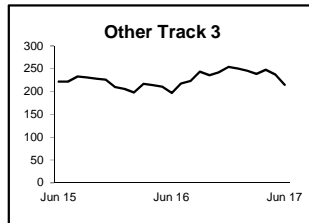
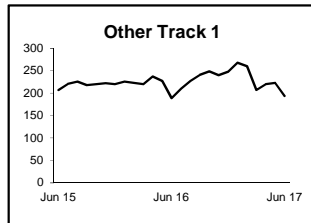
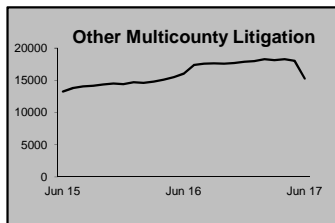
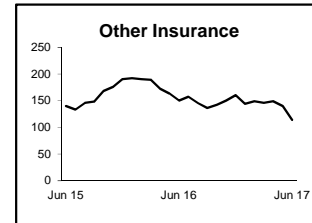
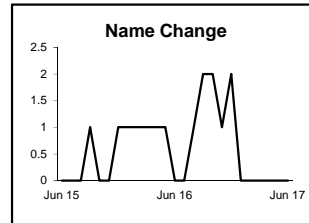
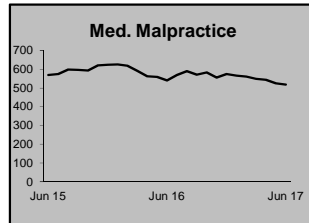
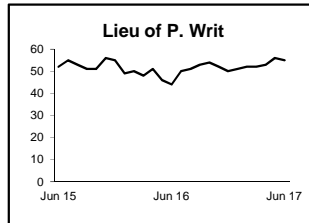
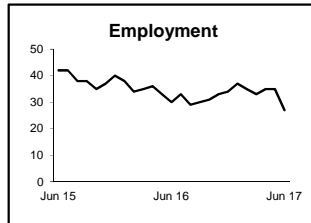
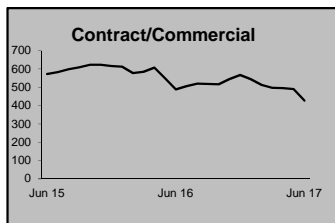
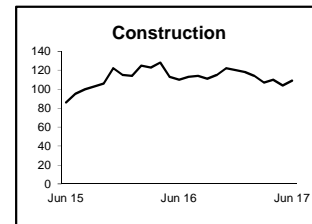
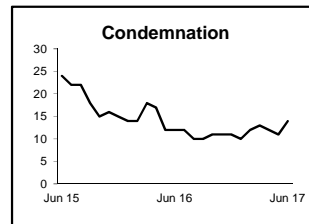
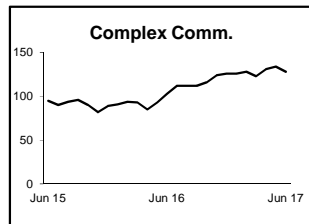
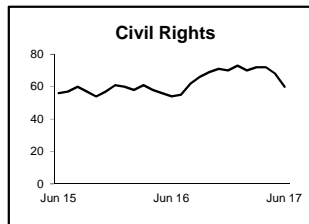
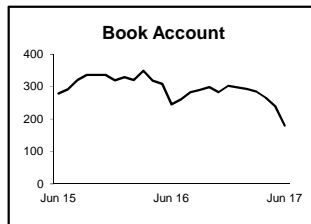
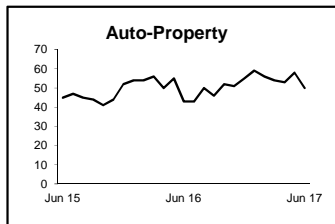
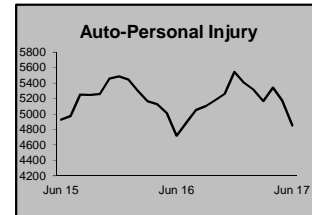
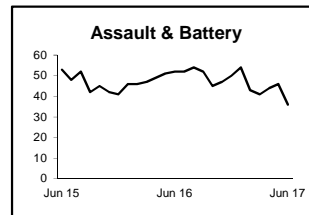
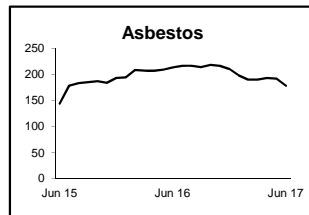
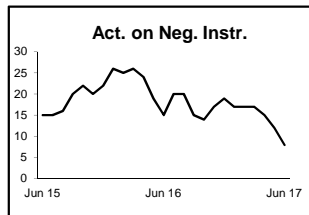
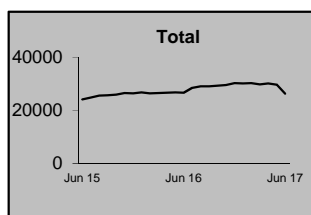
**CIVIL RESOLUTION SUMMARY BY CASETYPE  
JULY 2016 - JUNE 2017  
STATE**

	Trial			Summary					Total	Percent resolved by						Monthly Resolutions
	Jury	Nonjury	Total	Judgment	Settlement	Default Judgment	Dismiss	Other		Trial	Sum Jud	Settle	Default J	Dismiss	Other	
Act on Neg Inst	1	2	3	23	69	93	115	10	313	1%	7%	22%	30%	37%	3%	
Asbestos	1	1	2	0	96	1	14	3	116	2%	0%	83%	1%	12%	3%	
Assault & Bat	4	2	6	5	70	3	92	11	187	3%	3%	37%	2%	49%	6%	
Auto - Pers Inj	617	32	649	198	12,373	136	9,870	1,034	24,260	3%	1%	51%	1%	41%	4%	
Auto - Property	5	1	6	10	290	246	261	27	840	1%	1%	35%	29%	31%	3%	
Book Account	6	21	27	282	2,091	3,076	3,623	103	9,202	0%	3%	23%	33%	39%	1%	
Civil Rights	3	1	4	21	95	1	189	60	370	1%	6%	26%	0%	51%	16%	
Complex Commer	1	1	2	8	107	9	109	42	277	1%	3%	39%	3%	39%	15%	
Condemnation	3	1	4	5	22	0	43	62	136	3%	4%	16%	0%	32%	46%	
Construction	2	12	14	15	244	49	264	21	607	2%	2%	40%	8%	43%	3%	
Contract/Commer	37	70	107	267	2,277	1,413	3,636	337	8,037	1%	3%	28%	18%	45%	4%	
Employment	4	4	8	10	106	6	118	40	288	3%	3%	37%	2%	41%	14%	
Lieu of P. Writ	1	57	58	12	98	0	285	69	522	11%	2%	19%	0%	55%	13%	
Medical Malprac	74	4	78	19	480	1	439	43	1,060	7%	2%	45%	0%	41%	4%	
Name Change	0	0	0	0	0	0	574	2,503	3,077	0%	0%	0%	0%	19%	81%	
Other Insurance	2	2	4	38	263	53	405	107	870	0%	4%	30%	6%	47%	12%	
Other MCL	0	0	0	161	366	1	4,764	11	5,303	0%	3%	7%	0%	90%	0%	
Other Track 1	10	30	40	96	1,456	188	1,867	1,321	4,968	1%	2%	29%	4%	38%	27%	
Other Track 3	35	3	38	40	806	10	699	207	1,800	2%	2%	45%	1%	39%	12%	
Other Track 4	1	4	5	16	178	24	193	40	456	1%	4%	39%	5%	42%	9%	
Personal Injury	143	14	157	240	6,233	126	4,341	611	11,708	1%	2%	53%	1%	37%	5%	
Prod Liability	3	2	5	8	165	1	133	47	359	1%	2%	46%	0%	37%	13%	
Prof Malpractic	9	4	13	21	367	11	310	19	741	2%	3%	50%	1%	42%	3%	
PIP Coverage	0	0	0	5	72	6	185	21	289	0%	2%	25%	2%	64%	7%	
Real Property	2	2	4	23	126	32	220	29	434	1%	5%	29%	7%	51%	7%	
Tort Other	17	12	29	74	642	84	855	107	1,791	2%	4%	36%	5%	48%	6%	
Toxic Tort	2	1	3	2	13	0	10	2	30	10%	7%	43%	0%	33%	7%	
UM/UIIM Bod Inj	50	2	52	23	775	27	536	53	1,466	4%	2%	53%	2%	37%	4%	
<b>Total</b>	<b>1033</b>	<b>285</b>	<b>1318</b>	<b>1,622</b>	<b>29,880</b>	<b>5,597</b>	<b>34,150</b>	<b>6,940</b>	<b>79,507</b>	<b>2%</b>	<b>2%</b>	<b>38%</b>	<b>7%</b>	<b>43%</b>	<b>9%</b>	

NOTE: Some Multicounty Litigation (MCL) cases were transferred in November 2014: Atlantic to Bergen = 8,935; Atlantic to Middlesex = 4,070.

## CIVIL BACKLOG BY CASETYPE JUNE 2017 STATE

	Total Backlog	% chg
Jun 15	24,173	
Jun 16	26,673	10%
Jun 17	26,342	-1%



1) Casetypes with the state's largest backlogs are highlighted.

2) Some Multicounty Litigation (MCL) cases were transferred in November 2014: Atlantic to Bergen = 8,935; Atlantic to Middlesex = 4,070.