



**New Jersey Judiciary
CIVIL STATISTICS
June 2021**

TABLE OF CONTENTS

Introduction, Abbreviations, and Glossary	i
Tables and Graphs By County	1
Tables and Graphs by Case Type	
Atlantic	3
Bergen	7
Burlington	11
Camden	15
Cape May	19
Cumberland	23
Essex	27
Gloucester	31
Hudson	35
Hunterdon	39
Mercer	43
Middlesex	47
Monmouth	51
Morris	55
Ocean	59
Passaic	63
Salem	67
Somerset	71
Sussex	75
Union	79
Warren	83
State	87

INTRODUCTION

CIVIL STATISTICS provides court year-to-date civil-law statistics for New Jersey's twenty-one counties. Data is compiled from a monthly statistical extract of the Automated Case Management System.

The report provides 4-page summaries of filings, resolutions, clearance, backlog, and active pending by case type for counties and the state. Case type categories are based on the Case Information Statement (CIS). Some categories are consolidated as shown in the table on the next page.

GLOSSARY

Filings: Filings include new, reopened, reactivated, and transferred cases

Resolutions: Include trials, summary judgments, settlements, default judgments dismissals, inactivations, transfers, and other summary matters

Clearance: Resolutions minus filings

Backlog: Cases over case processing goal as listed below. Cases are aged from date of complaint exclusive of inactive and closed time.

 Track 1 backlog = over 12 months

 Track 2 backlog = over 18 months

 Track 3 backlog = over 24 months

 Track 4 backlog = over 24 months

Backlog Per 100 Monthly Filings: $(\text{backlog}) / (\text{average monthly filings in previous court year}) * 100$

Active Pending: Cases not resolved. Does not include inactive cases.

CIVIL STATISTICS is produced by the Administrative Office of the Courts' Quantitative Research Unit. Questions or comments can be directed to:

Quantitative Research Unit: PO Box 037, Trenton, NJ 08625
(609) 815-2900 x52530

CASE TYPE ABBREVIATIONS

TRACK I

Action on Negotiable Instrument (Act on New Inst)

Book Account

Name Change

Other Insurance Claim Including Declaratory Judgment Actions (other insurance)

PIP Coverage

Real Property

Other Track 1: Forfeiture, Summary Action, UM or UIM Claim, Lemon Law, Open Public Records Act, Tenancy, Miscellaneous, No Show Jurors
UM/UIM Coverage

TRACK II

Auto Negligence - Personal Injury

Auto Negligence - Property Damage

Construction

Contract/Commercial Transactions

Employment other than CEPA or LAD

Personal Injury

Tort - Other

UM/UIM Bodily Injury

TRACK III

Assault and Battery

Civil Rights

Condemnation

Medical Malpractice

Product Liability

Professional Malpractice

Toxic Tort

Other Track 3: Defamation, Inverse Condemnation, Whistle Blower/Conscientious, Employee Protection Act, Law Against Discrimination

TRACK IV

Action in Lieu of Prerogative Writ (Lieu of P. Writ)

Asbestos

Complex Commercial

Other Multicounty Litigation (formerly "mass tort") and/or Centrally Managed Cases:

Abilify, Accutane, Allergen Biocell Textured Breast Implants, AlloDerm, Asbestos, Benicar, Bristol-Myers-Squibb Environmental,

DePuy, ASR Hip Implant, Firefighter Hearing Loss, Fosamax, HealthPlus Surgery Center,

Levaquin, Pelvic Mesh, Physiomesh, Proceed Surgical Mesh/Proceed Ventral Patch, Prolene Hernia System Mesh, Propecia,

Proton-Pump Inhibitors, Reglan, Risperdal/Seroquel/Zyprexa, Stryker Hip/ABG II, Stryker LFIT CoCr V40 Femoral Heads, Stryker Trident Hip Implants,

Talc-Powder, Tasigna, Taxotere/Docetaxel, Zostavax.

Other Track 4: Complex Construction, Cullen Lit., Environmental Coverage Litigation, False Claims, Insurance Fraud, Mt. Laurel

CIVIL CASELOAD SUMMARY BY COUNTY
JULY 2020 - JUNE 2021
STATE

	Filings			Resolutions			Clearance		Backlog			Backlog Percent		Backlog Per 100 Monthly Filings		Active Pending		
	Jul 2019	Jul 2020	percent change	Jul 2019	Jul 2020	percent change	Jul 2020 - Jun 2021		Jun 2020	Jun 2021	percent change	Jun 2020	Jun 2021	Jun 2020	Jun 2021	Jun 2020	Jun 2021	percent change
	to Jun 2020	to Jun 2021		number	percent													
Atlantic	3,641	4,693	29%	2,585	3,048	18%	-1645	65%	1,268	1,790	41%	25%	27%	418	458	5,031	6,703	33%
Bergen	8,261	9,044	9%	14,007	9,132	-35%	88	101%	6,638	6,792	2%	45%	46%	964	901	14,637	14,646	0%
Burlington	2,827	2,812	-1%	2,615	2,775	6%	-37	99%	253	420	66%	10%	16%	107	179	2,556	2,592	1%
Camden	5,082	4,271	-16%	4,877	4,400	-10%	129	103%	631	967	53%	14%	21%	149	272	4,634	4,525	-2%
Cape May	492	544	11%	522	494	-5%	-50	91%	69	83	20%	15%	16%	168	183	472	522	11%
Cumberland	870	899	3%	877	837	-5%	-62	93%	139	180	29%	17%	20%	192	240	842	906	8%
Essex	9,948	10,513	6%	8,253	9,196	11%	-1317	87%	3,270	4,602	41%	25%	32%	394	525	13,095	14,447	10%
Gloucester	1,560	1,554	0%	1,462	1,530	5%	-24	98%	201	283	41%	13%	18%	155	219	1,505	1,538	2%
Hudson	5,281	5,473	4%	4,857	5,050	4%	-423	92%	955	1,532	60%	16%	24%	217	336	5,869	6,298	7%
Hunterdon	527	590	12%	497	523	5%	-67	89%	68	121	78%	15%	23%	155	246	462	530	15%
Mercer	2,539	2,680	6%	2,509	2,411	-4%	-269	90%	550	738	34%	20%	24%	260	330	2,774	3,046	10%
Middlesex	8,942	8,890	-1%	7,526	7,603	1%	-1287	86%	4,337	6,796	57%	30%	44%	582	917	14,279	15,576	9%
Monmouth	4,601	4,698	2%	4,541	4,377	-4%	-321	93%	876	1,266	45%	17%	24%	228	323	5,015	5,340	6%
Morris	2,803	2,980	6%	2,513	2,687	7%	-293	90%	373	684	83%	13%	22%	160	275	2,779	3,077	11%
Ocean	3,310	3,531	7%	2,946	3,257	11%	-274	92%	804	1,156	44%	21%	28%	291	393	3,796	4,078	7%
Passaic	4,254	4,457	5%	3,988	4,138	4%	-319	93%	734	1,109	51%	15%	22%	207	299	4,758	5,083	7%
Salem	245	268	9%	256	259	1%	-9	97%	38	45	18%	17%	20%	186	201	221	230	4%
Somerset	1,753	1,790	2%	1,583	1,667	5%	-123	93%	193	325	68%	12%	19%	132	218	1,614	1,740	8%
Sussex	616	671	9%	584	633	8%	-38	94%	95	113	19%	17%	19%	185	202	569	607	7%
Union	4,691	4,857	4%	4,441	4,637	4%	-220	95%	1,088	1,483	36%	20%	26%	278	366	5,554	5,778	4%
Warren	446	460	3%	409	397	-3%	-63	86%	24	60	150%	7%	15%	65	157	337	403	20%
Total	72,689	75,675	4%	71,848	69,051	-4%	-6624	91%	22,604	30,545	35%	25%	31%	373	484	90,799	97,665	8%

NOTE: Some Multicounty Litigation (MCL) cases were transferred in November 2014: Atlantic to Bergen = 8,935; Atlantic to Middlesex = 4,070.

CIVIL BACKLOG SUMMARY BY CASETYPE

June 2021

STATE

	Cases in Backlog															
	Track 1					Track 2				Track 3			Track 4			Total Backlog
	12 to 18 months	18 to 24 months	24 to 36 months	over 36 months	Total Track 1	18 to 24 months	24 to 36 months	over 36 months	Total Track 2	24 to 36 months	over 36 months	Total Track 3	24 to 36 months	over 36 months	Total Track 4	
Atlantic	22	6	5	2	35	197	197	46	440	51	36	87	547	681	1,228	1,790
Bergen	70	32	11	3	116	844	789	183	1,816	112	86	198	399	4,263	4,662	6,792
Burlington	4	1	1	0	6	174	144	15	333	44	24	68	8	5	13	420
Camden	39	11	7	1	58	356	277	86	719	98	74	172	10	8	18	967
Cape May	2	1	2	0	5	28	23	6	57	6	9	15	4	2	6	83
Cumberland	11	1	3	0	15	66	54	7	127	20	18	38	0	0	0	180
Essex	70	56	64	26	216	1,402	1,578	845	3,825	221	235	456	51	54	105	4,602
Gloucester	15	8	3	1	27	114	72	13	199	25	14	39	8	10	18	283
Hudson	38	20	12	4	74	554	623	145	1,322	62	33	95	17	24	41	1,532
Hunterdon	9	2	0	0	11	39	27	8	74	20	10	30	5	1	6	121
Mercer	9	4	0	0	13	211	233	89	533	74	95	169	11	12	23	738
Middlesex	24	3	10	0	37	903	1,044	231	2,178	124	77	201	1,541	2,839	4,380	6,796
Monmouth	26	13	12	4	55	412	365	106	883	124	140	264	33	31	64	1,266
Morris	31	12	4	0	47	246	206	16	468	70	54	124	19	26	45	684
Ocean	65	22	21	6	114	363	356	119	838	92	86	178	12	14	26	1,156
Passaic	35	20	13	2	70	498	380	67	945	45	28	73	7	14	21	1,109
Salem	4	0	0	0	4	20	7	4	31	6	2	8	0	2	2	45
Somerset	0	0	0	0	0	143	114	23	280	24	10	34	1	10	11	325
Sussex	4	6	0	1	11	38	27	13	78	14	7	21	0	3	3	113
Union	45	26	22	4	97	523	524	186	1,233	67	59	126	13	14	27	1,483
Warren	0	0	0	0	0	25	15	3	43	8	7	15	2	0	2	60
Total	523	244	190	54	1,011	7,156	7,055	2,211	16,422	1,307	1,104	2,411	2,688	8,013	10,701	30,545

NOTE: Some Multicounty Litigation (MCL) cases were transferred in November 2014: Atlantic to Bergen = 8,935; Atlantic to Middlesex = 4,070.

**CIVIL CASELOAD SUMMARY BY CASETYPE
JULY 2020 - JUNE 2021
ATLANTIC**

	Filings			Resolutions			Clearance		Backlog			Backlog Percent		Backlog Per 100 Monthly Filings		Active Pending		
	Jul 2019 to Jun 2020	Jul 2020 to Jun 2021	percent change	Jul 2019 to Jun 2020	Jul 2020 to Jun 2021	percent change	Jul 2020 - Jun 2021		Jun 2020	Jun 2021	percent change	Jun 2020	Jun 2021	Jun 2020	Jun 2021	Jun 2020	Jun 2021	percent change
							number	percent										
Act on Neg Inst	1	1	0%	1	2	100%	1	200%	0	0	0%	0%	0%	0	0	1	0	-100%
Asbestos	0	0	0%	0	0	0%	0	100%	0	0	0%	0%	0%	0	0	0	0	0%
Assault & Bat	3	12	300%	6	9	50%	-3	75%	1	3	200%	11%	23%	400	300	9	13	44%
Auto - Pers Inj	761	788	4%	778	799	3%	11	101%	189	209	11%	19%	21%	298	318	983	976	-1%
Auto - Property	27	24	-11%	18	31	72%	7	129%	2	0	-100%	9%	0%	89	0	23	16	-30%
Book Account	445	464	4%	411	453	10%	-11	98%	2	10	400%	1%	4%	5	26	225	237	5%
Civil Rights	16	13	-19%	18	20	11%	7	154%	9	11	22%	29%	44%	675	1,015	31	25	-19%
Complex Comme	8	8	0%	5	8	60%	0	100%	4	4	0%	36%	33%	600	600	11	12	9%
Condemnation	4	1	-75%	4	0	-100%	-1	0%	0	0	0%	0%	0%	0	0	2	3	50%
Construction	17	13	-24%	22	11	-50%	-2	85%	6	9	50%	29%	39%	424	831	21	23	10%
Contract/Comme	309	317	3%	272	357	31%	40	113%	21	23	10%	8%	10%	82	87	257	221	-14%
Employment	7	14	100%	8	9	13%	-5	64%	4	3	-25%	44%	20%	686	257	9	15	67%
Lieu of P. Writ	13	9	-31%	16	11	-31%	2	122%	0	5		0%	42%	0	667	14	12	-14%
Medical Malprac	41	41	0%	32	27	-16%	-14	66%	14	29	107%	19%	33%	410	849	73	89	22%
Name Change	37	77	108%	42	71	69%	-6	92%	0	0	0%	0%	0%	0	0	6	13	117%
Other Insurance	16	30	88%	16	20	25%	-10	67%	7	7	0%	39%	27%	525	280	18	26	44%
Other MCL	991	1,862	88%	68	277	307%	-1585	15%	821	1,213	48%	36%	32%	994	782	2,250	3,837	71%
Other Track 1	184	156	-15%	149	168	13%	12	108%	6	18	200%	6%	20%	39	138	103	88	-15%
Other Track 3	109	108	-1%	83	74	-11%	-34	69%	25	29	16%	18%	16%	275	322	141	177	26%
Other Track 4	5	11	120%	8	4	-50%	-7	36%	1	3	200%	20%	23%	240	327	5	13	160%
Personal Injury	478	547	14%	446	505	13%	-42	92%	114	166	46%	18%	24%	286	364	638	691	8%
Prod Liability	13	14	8%	8	10	25%	-4	71%	4	1	-75%	29%	6%	369	86	14	17	21%
Prof Malpractic	12	11	-8%	12	12	0%	1	109%	8	12	50%	25%	39%	800	1,309	32	31	-3%
PIP Coverage	6	6	0%	9	6	-33%	0	100%	2	1	-50%	50%	33%	400	200	4	3	-25%
Real Property	10	21	110%	10	20	100%	-1	95%	0	0	0%	0%	0%	0	0	5	7	40%
Tort Other	52	70	35%	56	68	21%	-2	97%	13	10	-23%	22%	16%	300	171	59	62	5%
Toxic Tort	0	1		2	0	-100%	-1	0%	0	0	0%	0%	0%	0	0	0	1	
UM/UIM Bod Inj	76	74	-3%	85	76	-11%	2	103%	15	24	60%	15%	25%	237	389	97	95	-2%
Total	3,641	4,693	29%	2,585	3,048	18%	-1645	65%	1,268	1,790	41%	25%	27%	418	458	5,031	6,703	33%

NOTE: Some Multicounty Litigation (MCL) cases were transferred in November 2014: Atlantic to Bergen = 8,935; Atlantic to Middlesex = 4,070.

CIVIL BACKLOG SUMMARY BY CASETYPE

June 2021

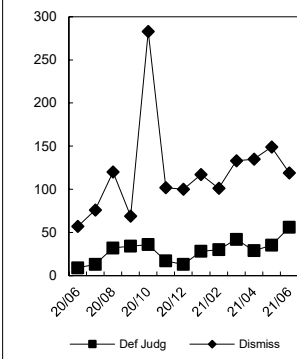
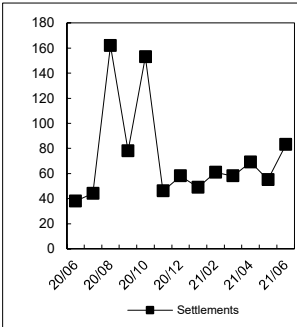
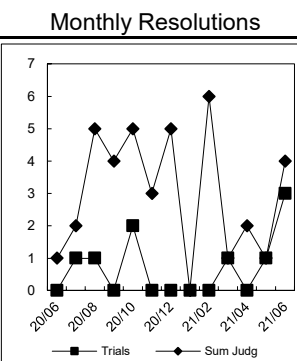
ATLANTIC

	Cases in Backlog															
	Track 1					Track 2				Track 3			Track 4			Total Backlog
	12 to 18 months	18 to 24 months	24 to 36 months	over 36 months	Total Track 1	18 to 24 months	24 to 36 months	over 36 months	Total Track 2	24 to 36 months	over 36 months	Total Track 3	24 to 36 months	over 36 months	Total Track 4	
Act on Neg Inst	0	0	0	0	0	0	0	0	0	0	0	0	0	0	0	0
Asbestos	0	0	0	0	0	0	0	0	0	0	0	0	0	0	0	0
Assault & Bat	0	0	0	0	0	0	0	0	0	2	1	3	0	0	0	3
Auto - Pers Inj	0	0	0	0	0	99	86	23	208	1	0	1	0	0	0	209
Auto - Property	0	0	0	0	0	0	0	0	0	0	0	0	0	0	0	0
Book Account	6	3	1	0	10	0	0	0	0	0	0	0	0	0	0	10
Civil Rights	0	0	0	0	0	0	0	0	0	6	4	10	1	0	1	11
Complex Comme	0	0	0	0	0	0	0	0	0	0	0	0	1	3	4	4
Condemnation	0	0	0	0	0	0	0	0	0	0	0	0	0	0	0	0
Construction	0	0	0	0	0	2	2	5	9	0	0	0	0	0	0	9
Contract/Comme	0	0	0	0	0	10	10	2	22	0	0	0	0	1	1	23
Employment	0	0	0	0	0	1	0	2	3	0	0	0	0	0	0	3
Lieu of P. Writ	0	0	0	0	0	0	0	0	0	0	0	0	5	0	5	5
Medical Malprac	0	0	0	0	0	0	0	0	0	19	10	29	0	0	0	29
Name Change	0	0	0	0	0	0	0	0	0	0	0	0	0	0	0	0
Other Insurance	2	0	2	2	6	0	0	1	1	0	0	0	0	0	0	7
Other Mass Tort	0	0	0	0	0	0	0	0	0	0	0	0	538	675	1,213	1,213
Other Track 1	13	3	2	0	18	0	0	0	0	0	0	0	0	0	0	18
Other Track 3	0	0	0	0	0	0	0	0	0	15	14	29	0	0	0	29
Other Track 4	0	0	0	0	0	0	0	0	0	0	0	0	2	1	3	3
Personal Injury	0	0	0	0	0	74	80	9	163	0	2	2	0	1	1	166
Prod Liability	0	0	0	0	0	0	0	0	0	0	1	1	0	0	0	1
Prof Malpractic	0	0	0	0	0	0	0	0	0	8	4	12	0	0	0	12
PIP Coverage	1	0	0	0	1	0	0	0	0	0	0	0	0	0	0	1
Real Property	0	0	0	0	0	0	0	0	0	0	0	0	0	0	0	0
Tort Other	0	0	0	0	0	2	7	1	10	0	0	0	0	0	0	10
Toxic Tort	0	0	0	0	0	0	0	0	0	0	0	0	0	0	0	0
UM/UIM Bod Inj	0	0	0	0	0	9	12	3	24	0	0	0	0	0	0	24
Total	22	6	5	2	35	197	197	46	440	51	36	87	547	681	1,228	1,790

NOTE: Some Multicounty Litigation (MCL) cases were transferred in November 2014: Atlantic to Bergen = 8,935; Atlantic to Middlesex = 4,070.

CIVIL RESOLUTION SUMMARY BY CASETYPE
JULY 2020 - JUNE 2021
ATLANTIC

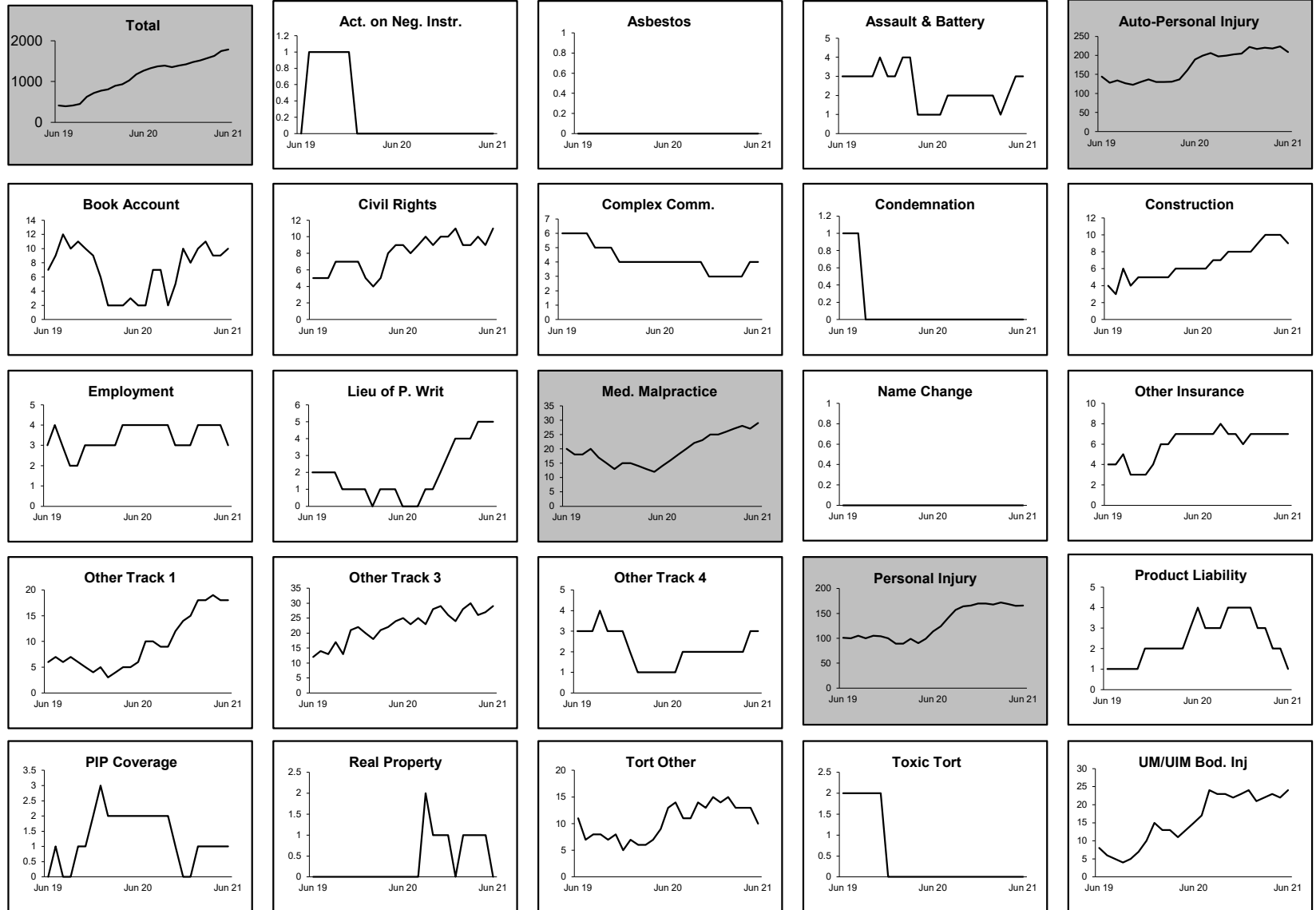
	Trial			Summary					Total	Percent resolved by						Monthly Resolutions
	Jury	Nonjury	Total	Judgment	Settlement	Default Judgment	Dismiss	Other		Trial	Sum Jud	Settle	Default J	Dismiss	Other	
Act on Neg Inst	0	0	0	0	0	1	0	1	2	0%	0%	0%	50%	0%	50%	
Asbestos	0	0	0	0	0	0	0	0	0	0%	0%	0%	0%	0%	0%	
Assault & Bat	0	0	0	0	2	1	5	1	9	0%	0%	22%	11%	56%	11%	
Auto - Pers Inj	5	0	5	5	250	8	503	28	799	1%	1%	31%	1%	63%	4%	
Auto - Property	0	0	0	0	6	10	15	0	31	0%	0%	19%	32%	48%	0%	
Book Account	0	0	0	11	50	235	152	5	453	0%	2%	11%	52%	34%	1%	
Civil Rights	0	0	0	1	2	0	13	4	20	0%	5%	10%	0%	65%	20%	
Complex Commerc	0	0	0	0	2	0	4	2	8	0%	0%	25%	0%	50%	25%	
Condemnation	0	0	0	0	0	0	0	0	0	0%	0%	0%	0%	0%	0%	
Construction	0	0	0	0	1	0	9	1	11	0%	0%	9%	0%	82%	9%	
Contract/Commer	0	2	2	6	52	83	206	8	357	1%	2%	15%	23%	58%	2%	
Employment	0	0	0	0	1	1	5	2	9	0%	0%	11%	11%	56%	22%	
Lieu of P. Writ	0	0	0	1	1	0	6	3	11	0%	9%	9%	0%	55%	27%	
Medical Malprac	0	0	0	0	8	0	19	0	27	0%	0%	30%	0%	70%	0%	
Name Change	0	0	0	0	0	0	12	59	71	0%	0%	0%	0%	17%	83%	
Other Insurance	0	0	0	0	7	1	8	4	20	0%	0%	35%	5%	40%	20%	
Other MCL	0	0	0	0	267	0	9	1	277	0%	0%	96%	0%	3%	0%	
Other Track 1	0	1	1	1	39	7	90	30	168	1%	1%	23%	4%	54%	18%	
Other Track 3	0	0	0	2	18	1	37	16	74	0%	3%	24%	1%	50%	22%	
Other Track 4	0	0	0	0	0	3	1	0	4	0%	0%	0%	75%	25%	0%	
Personal Injury	0	0	0	8	149	8	297	43	505	0%	2%	30%	2%	59%	9%	
Prod Liability	0	0	0	0	4	0	5	1	10	0%	0%	40%	0%	50%	10%	
Prof Malpractic	0	0	0	0	3	0	9	0	12	0%	0%	25%	0%	75%	0%	
PIP Coverage	0	0	0	0	1	0	5	0	6	0%	0%	17%	0%	83%	0%	
Real Property	0	0	0	1	3	1	12	3	20	0%	5%	15%	5%	60%	15%	
Tort Other	0	0	0	0	17	4	43	4	68	0%	0%	25%	6%	63%	6%	
Toxic Tort	0	0	0	0	0	0	0	0	0	0%	0%	0%	0%	0%	0%	
UM/UIM Bod Inj	1	0	1	2	33	1	39	0	76	1%	3%	43%	1%	51%	0%	
Total	6	3	9	38	916	365	1,504	216	3,048	0%	1%	30%	12%	49%	7%	



NOTE: Some Multicounty Litigation (MCL) cases were transferred in November 2014: Atlantic to Bergen = 8,935; Atlantic to Middlesex = 4,070.

**CIVIL BACKLOG BY CASETYPE
JUNE 2021
ATLANTIC**

	Total	Backlog	% chg
Jun 19		413	
Jun 20		1,268	207%
Jun 21		1,790	41%



1) Casetypes with the state's largest backlogs are highlighted.

2) Some Multicounty Litigation (MCL) cases were transferred in November 2014: Atlantic to Bergen = 8,935; Atlantic to Middlesex = 4,070.

**CIVIL CASELOAD SUMMARY BY CASETYPE
JULY 2020 - JUNE 2021
BERGEN**

	Filings			Resolutions			Clearance		Backlog			Backlog Percent		Backlog Per 100 Monthly Filings		Active Pending		
	Jul 2019 to Jun 2020	Jul 2020 to Jun 2021	percent change	Jul 2019 to Jun 2020	Jul 2020 to Jun 2021	percent change	Jul 2020 - Jun 2021		Jun 2020	Jun 2021	percent change	Jun 2020	Jun 2021	Jun 2020	Jun 2021	Jun 2020	Jun 2021	percent change
							number	percent										
Act on Neg Inst	31	24	-23%	25	28	12%	4	117%	3	2	-33%	15%	13%	116	100	20	16	-20%
Asbestos	0	0	0%	0	0	0%	0	100%	0	0	0%	0%	0%	0	0	0	0	0%
Assault & Bat	17	19	12%	8	20	150%	1	105%	2	2	0%	7%	5%	141	126	29	42	45%
Auto - Pers Inj	2,871	2,847	-1%	2,539	2,455	-3%	-392	86%	642	1,028	60%	18%	25%	268	433	3,630	4,051	12%
Auto - Property	117	81	-31%	218	103	-53%	22	127%	3	11	267%	4%	17%	31	163	83	64	-23%
Book Account	1,058	1,378	30%	851	1,344	58%	-34	98%	51	66	29%	8%	10%	58	57	657	687	5%
Civil Rights	13	20	54%	24	24	0%	4	120%	4	5	25%	24%	38%	369	300	17	13	-24%
Complex Commerc	40	52	30%	36	58	61%	6	112%	15	16	7%	25%	28%	450	369	60	57	-5%
Condemnation	2	7	250%	2	4	100%	-3	57%	0	0	0%	0%	0%	0	0	0	3	
Construction	54	55	2%	45	35	-22%	-20	64%	7	21	200%	13%	28%	156	458	56	74	32%
Contract/Commer	1,135	1,252	10%	1,142	1,243	9%	-9	99%	79	204	158%	8%	20%	84	196	988	1,017	3%
Employment	40	25	-38%	21	30	43%	5	120%	1	6	500%	3%	18%	30	288	37	33	-11%
Lieu of P. Writ	32	58	81%	32	55	72%	-3	95%	7	9	29%	15%	18%	263	186	46	49	7%
Medical Malprac	138	133	-4%	109	92	-16%	-41	69%	70	99	41%	29%	34%	609	893	244	291	19%
Name Change	207	228	10%	171	237	39%	9	104%	0	0	0%	0%	0%	0	0	42	40	-5%
Other Insurance	82	71	-13%	76	70	-8%	-1	99%	8	9	13%	18%	21%	117	152	45	42	-7%
Other MCL	287	612	113%	6,634	1,415	-79%	803	231%	5,313	4,601	-13%	85%	85%	22,215	9,022	6,224	5,440	-13%
Other Track 1	371	483	30%	324	395	22%	-88	82%	10	30	200%	5%	11%	32	75	182	261	43%
Other Track 3	180	167	-7%	124	176	42%	9	105%	20	36	80%	9%	16%	133	259	228	220	-4%
Other Track 4	22	18	-18%	24	23	-4%	5	128%	25	36	44%	37%	55%	1,364	2,400	68	66	-3%
Personal Injury	1,017	939	-8%	1,025	820	-20%	-119	87%	296	461	56%	21%	30%	349	589	1,413	1,520	8%
Prod Liability	75	72	-4%	122	44	-64%	-28	61%	11	20	82%	19%	22%	176	333	58	92	59%
Prof Malpractic	55	51	-7%	75	48	-36%	-3	94%	16	34	113%	16%	30%	349	800	98	115	17%
PIP Coverage	28	31	11%	36	31	-14%	0	100%	1	0	-100%	10%	0%	43	0	10	10	0%
Real Property	26	37	42%	22	20	-9%	-17	54%	1	9	800%	6%	26%	46	292	16	34	113%
Tort Other	233	244	5%	178	234	31%	-10	96%	22	52	136%	10%	22%	113	256	223	233	4%
Toxic Tort	1	3	200%	0	1		-2	33%	1	2	100%	33%	40%	1,200	800	3	5	67%
UM/UIIM Bod Inj	129	137	6%	144	127	-12%	-10	93%	30	33	10%	19%	19%	279	289	160	171	7%
Total	8,261	9,044	9%	14,007	9,132	-35%	88	101%	6,638	6,792	2%	45%	46%	964	901	14,637	14,646	0%

NOTE: Some Multicounty Litigation (MCL) cases were transferred in November 2014: Atlantic to Bergen = 8,935; Atlantic to Middlesex = 4,070.

CIVIL BACKLOG SUMMARY BY CASETYPE

June 2021

BERGEN

	Cases in Backlog															
	Track 1					Track 2				Track 3			Track 4			Total Backlog
	12 to 18 months	18 to 24 months	24 to 36 months	over 36 months	Total Track 1	18 to 24 months	24 to 36 months	over 36 months	Total Track 2	24 to 36 months	over 36 months	Total Track 3	24 to 36 months	over 36 months	Total Track 4	
Act on Neg Inst	1	0	1	0	2	0	0	0	0	0	0	0	0	0	0	2
Asbestos	0	0	0	0	0	0	0	0	0	0	0	0	0	0	0	0
Assault & Bat	0	0	0	0	0	0	0	0	0	2	0	2	0	0	0	2
Auto - Pers Inj	0	0	0	0	0	497	428	103	1,028	0	0	0	0	0	0	1,028
Auto - Property	0	0	0	0	0	3	8	0	11	0	0	0	0	0	0	11
Book Account	38	22	6	0	66	0	0	0	0	0	0	0	0	0	0	66
Civil Rights	0	0	0	0	0	0	0	0	0	4	1	5	0	0	0	5
Complex Comme	0	0	0	0	0	0	0	0	0	0	0	0	8	8	16	16
Condemnation	0	0	0	0	0	0	0	0	0	0	0	0	0	0	0	0
Construction	0	0	0	0	0	9	11	1	21	0	0	0	0	0	0	21
Contract/Comme	0	0	0	0	0	92	91	21	204	0	0	0	0	0	0	204
Employment	0	0	0	0	0	2	4	0	6	0	0	0	0	0	0	6
Lieu of P. Writ	0	0	0	0	0	0	0	0	0	0	0	0	5	4	9	9
Medical Malprac	0	0	0	0	0	0	0	0	0	45	54	99	0	0	0	99
Name Change	0	0	0	0	0	0	0	0	0	0	0	0	0	0	0	0
Other Insurance	6	1	2	0	9	0	0	0	0	0	0	0	0	0	0	9
Other Mass Tort	0	0	0	0	0	0	0	0	0	0	0	0	367	4,234	4,601	4,601
Other Track 1	20	7	2	1	30	0	0	0	0	0	0	0	0	0	0	30
Other Track 3	0	0	0	0	0	0	0	0	0	25	11	36	0	0	0	36
Other Track 4	0	0	0	0	0	0	0	0	0	0	0	0	19	17	36	36
Personal Injury	0	0	0	0	0	200	212	49	461	0	0	0	0	0	0	461
Prod Liability	0	0	0	0	0	0	0	0	0	13	7	20	0	0	0	20
Prof Malpractic	0	0	0	0	0	0	0	0	0	22	12	34	0	0	0	34
PIP Coverage	0	0	0	0	0	0	0	0	0	0	0	0	0	0	0	0
Real Property	5	2	0	2	9	0	0	0	0	0	0	0	0	0	0	9
Tort Other	0	0	0	0	0	27	19	6	52	0	0	0	0	0	0	52
Toxic Tort	0	0	0	0	0	0	0	0	0	1	1	2	0	0	0	2
UM/UIM Bod Inj	0	0	0	0	0	14	16	3	33	0	0	0	0	0	0	33
Total	70	32	11	3	116	844	789	183	1,816	112	86	198	399	4,263	4,662	6,792

NOTE: Some Multicounty Litigation (MCL) cases were transferred in November 2014: Atlantic to Bergen = 8,935; Atlantic to Middlesex = 4,070.

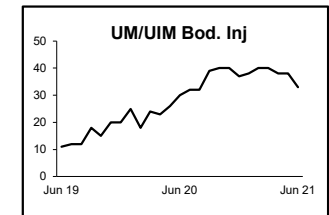
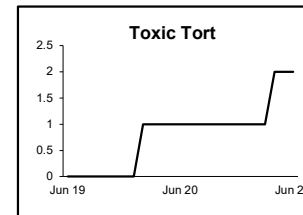
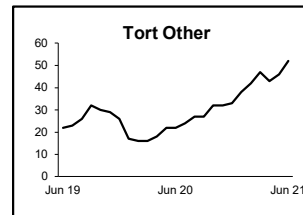
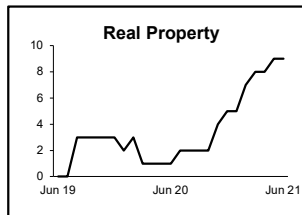
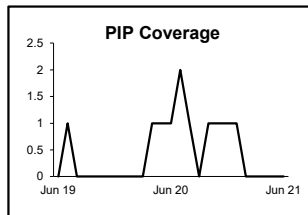
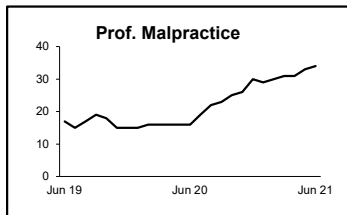
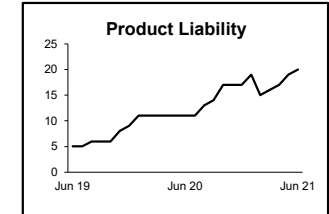
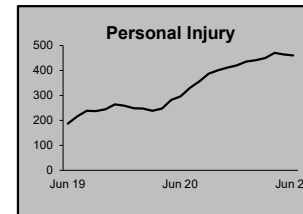
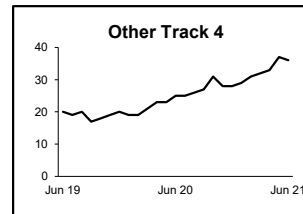
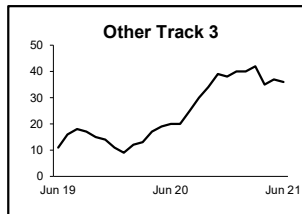
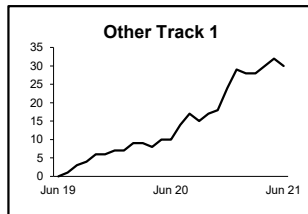
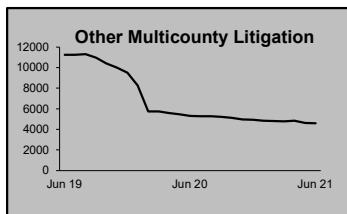
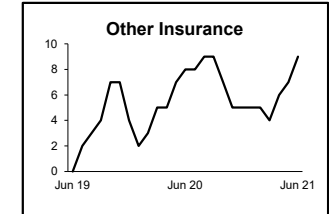

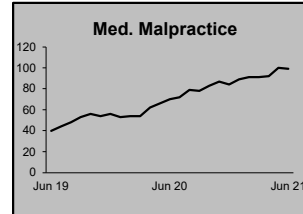
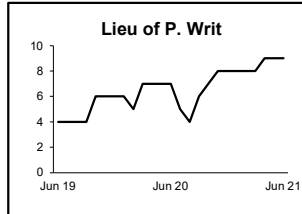
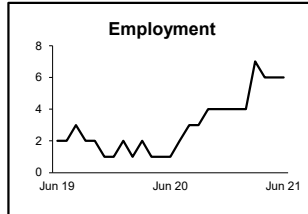
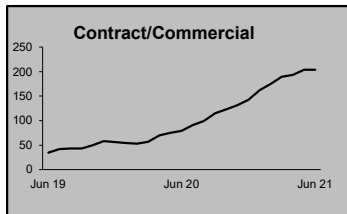
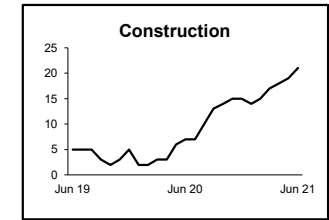
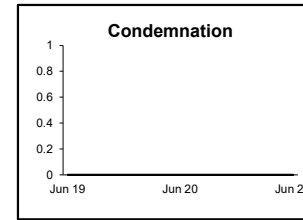
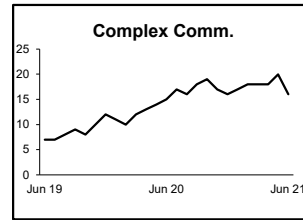
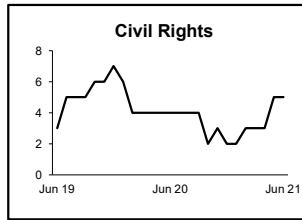
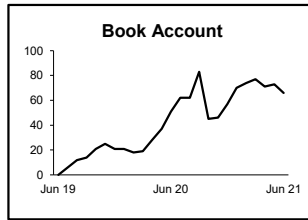
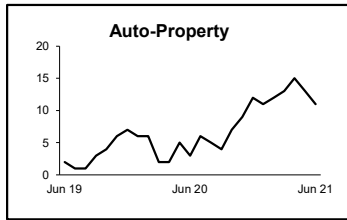
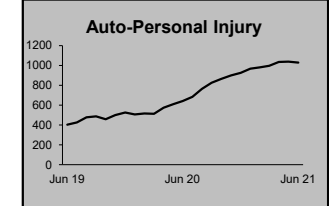
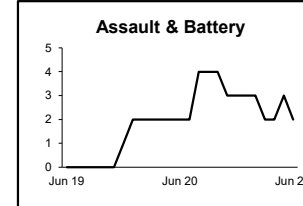
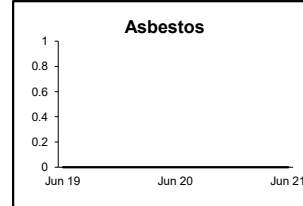
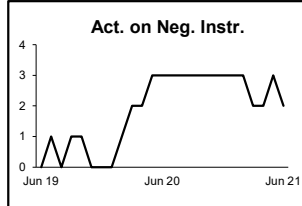
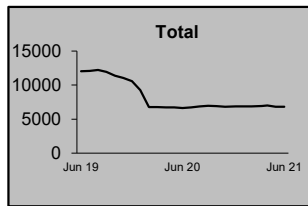
CIVIL RESOLUTION SUMMARY BY CASETYPE
JULY 2020 - JUNE 2021
BERGEN

	Trial			Summary					Total	Percent resolved by						Monthly Resolutions
	Jury	Nonjury	Total	Judgment	Settlement	Default Judgment	Dismiss	Other		Trial	Sum Jud	Settle	Default J	Dismiss	Other	
Act on Neg Inst	0	0	0	4	6	13	5	0	28	0%	14%	21%	46%	18%	0%	
Asbestos	0	0	0	0	0	0	0	0	0	0%	0%	0%	0%	0%	0%	
Assault & Bat	0	0	0	0	15	1	3	1	20	0%	0%	75%	5%	15%	5%	
Auto - Pers Inj	6	0	6	15	1,854	5	511	64	2,455	0%	1%	76%	0%	21%	3%	
Auto - Property	0	0	0	0	37	26	40	0	103	0%	0%	36%	25%	39%	0%	
Book Account	0	1	1	19	467	375	469	13	1,344	0%	1%	35%	28%	35%	1%	
Civil Rights	0	0	0	0	8	0	10	6	24	0%	0%	33%	0%	42%	25%	
Complex Commer	0	0	0	4	21	3	21	9	58	0%	7%	36%	5%	36%	16%	
Condemnation	0	0	0	0	1	0	3	0	4	0%	0%	25%	0%	75%	0%	
Construction	0	0	0	0	20	7	8	0	35	0%	0%	57%	20%	23%	0%	
Contract/Commer	0	2	2	26	450	229	500	36	1,243	0%	2%	36%	18%	40%	3%	
Employment	0	0	0	1	22	0	6	1	30	0%	3%	73%	0%	20%	3%	
Lieu of P. Writ	0	5	5	3	17	0	25	5	55	9%	5%	31%	0%	45%	9%	
Medical Malprac	0	0	0	2	47	0	42	1	92	0%	2%	51%	0%	46%	1%	
Name Change	0	0	0	0	0	0	32	205	237	0%	0%	0%	0%	14%	86%	
Other Insurance	0	0	0	2	32	3	19	14	70	0%	3%	46%	4%	27%	20%	
Other MCL	0	0	0	0	184	0	1,231	0	1,415	0%	0%	13%	0%	87%	0%	
Other Track 1	0	1	1	0	161	31	188	14	395	0%	0%	41%	8%	48%	4%	
Other Track 3	0	0	0	6	116	1	35	18	176	0%	3%	66%	1%	20%	10%	
Other Track 4	0	0	0	1	12	4	6	0	23	0%	4%	52%	17%	26%	0%	
Personal Injury	3	0	3	34	567	2	172	42	820	0%	4%	69%	0%	21%	5%	
Prod Liability	0	0	0	0	25	0	10	9	44	0%	0%	57%	0%	23%	20%	
Prof Malpractic	0	0	0	3	26	1	13	5	48	0%	6%	54%	2%	27%	10%	
PIP Coverage	0	0	0	1	22	0	7	1	31	0%	3%	71%	0%	23%	3%	
Real Property	0	0	0	0	8	2	9	1	20	0%	0%	40%	10%	45%	5%	
Tort Other	0	1	1	11	100	8	104	10	234	0%	5%	43%	3%	44%	4%	
Toxic Tort	0	0	0	0	1	0	0	0	1	0%	0%	100%	0%	0%	0%	
UM/UIB Bod Inj	1	0	1	2	85	4	33	2	127	1%	2%	67%	3%	26%	2%	
Total	10	10	20	134	4,304	715	3,502	457	9,132	0%	1%	47%	8%	38%	5%	

NOTE: Some Multicounty Litigation (MCL) cases were transferred in November 2014: Atlantic to Bergen = 8,935; Atlantic to Middlesex = 4,070.

**CIVIL BACKLOG BY CASETYPE
JUNE 2021
BERGEN**

	Total	Backlog	% chg
Jun 19	12,011		
Jun 20	6,638		-45%
Jun 21	6,792		2%



1) Casetypes with the state's largest backlogs are highlighted.

2) Some Multicounty Litigation (MCL) cases were transferred in November 2014: Atlantic to Bergen = 8,935; Atlantic to Middlesex = 4,070.

**CIVIL CASELOAD SUMMARY BY CASETYPE
JULY 2020 - JUNE 2021
BURLINGTON**

	Filings			Resolutions			Clearance		Backlog			Backlog Percent		Backlog Per 100 Monthly Filings		Active Pending		
	Jul 2019	Jul 2020	percent change	Jul 2019	Jul 2020	percent change	Jul 2020 - Jun 2021		Jun 2020	Jun 2021	percent change	Jun 2020	Jun 2021	Jun 2020	Jun 2021	Jun 2020	Jun 2021	percent change
	to Jun 2020	to Jun 2021		number	percent													
Act on Neg Inst	37	28	-24%	39	35	-10%	7	125%	0	1		0%	14%	0	43	14	7	-50%
Asbestos	0	0	0%	0	0	0%	0	100%	0	0	0%	0%	0%	0	0	0	0	0%
Assault & Bat	6	8	33%	5	8	60%	0	100%	2	4	100%	25%	29%	400	600	8	14	75%
Auto - Pers Inj	751	658	-12%	688	671	-2%	13	102%	119	181	52%	13%	20%	190	330	893	885	-1%
Auto - Property	28	37	32%	22	30	36%	-7	81%	0	2		0%	7%	0	65	22	29	32%
Book Account	514	591	15%	407	557	37%	-34	94%	1	3	200%	0%	1%	2	6	286	298	4%
Civil Rights	14	26	86%	13	26	100%	0	100%	0	1		0%	11%	0	46	10	9	-10%
Complex Comme	10	5	-50%	14	10	-29%	5	200%	5	8	60%	33%	62%	600	1,920	15	13	-13%
Condemnation	6	1	-83%	6	1	-83%	0	100%	0	0	0%	0%	0%	0	0	4	4	0%
Construction	20	23	15%	28	18	-36%	-5	78%	1	1	0%	6%	5%	60	52	18	22	22%
Contract/Comme	506	450	-11%	522	528	1%	78	117%	30	52	73%	7%	15%	71	139	412	354	-14%
Employment	14	6	-57%	7	10	43%	4	167%	0	1		0%	17%	0	200	12	6	-50%
Lieu of P. Writ	17	20	18%	20	22	10%	2	110%	0	0	0%	0%	0%	0	0	9	8	-11%
Medical Malprac	59	57	-3%	45	41	-9%	-16	72%	17	30	76%	18%	27%	346	632	93	110	18%
Name Change	98	107	9%	94	105	12%	-2	98%	0	0	0%	0%	0%	0	0	13	15	15%
Other Insurance	15	21	40%	18	12	-33%	-9	57%	0	0	0%	0%	0%	0	0	4	9	125%
Other MCL	0	0	0%	0	0	0%	0	100%	0	0	0%	0%	0%	0	0	0	0	0%
Other Track 1	119	173	45%	116	137	18%	-36	79%	0	3		0%	4%	0	21	51	84	65%
Other Track 3	135	124	-8%	122	119	-2%	-5	96%	8	18	125%	6%	13%	71	174	137	144	5%
Other Track 4	11	15	36%	19	6	-68%	-9	40%	4	5	25%	27%	19%	436	400	15	26	73%
Personal Injury	296	285	-4%	272	256	-6%	-29	90%	41	68	66%	12%	19%	166	286	341	362	6%
Prod Liability	8	7	-13%	8	13	63%	6	186%	4	3	-25%	22%	23%	600	514	18	13	-28%
Prof Malpractic	20	16	-20%	27	24	-11%	8	150%	7	12	71%	20%	40%	420	900	35	30	-14%
PIP Coverage	7	6	-14%	5	6	20%	0	100%	0	0	0%	0%	0%	0	0	3	3	0%
Real Property	6	17	183%	3	9	200%	-8	53%	0	0	0%	0%	0%	0	0	3	9	200%
Tort Other	72	82	14%	50	82	64%	0	100%	7	10	43%	10%	14%	117	146	73	71	-3%
Toxic Tort	1	1	0%	1	0	-100%	-1	0%	0	0	0%	0%	0%	0	0	0	1	
UM/UIIM Bod Inj	57	48	-16%	64	49	-23%	1	102%	7	17	143%	10%	26%	147	425	67	66	-1%
Total	2,827	2,812	-1%	2,615	2,775	6%	-37	99%	253	420	66%	10%	16%	107	179	2,556	2,592	1%

NOTE: Some Multicounty Litigation (MCL) cases were transferred in November 2014: Atlantic to Bergen = 8,935; Atlantic to Middlesex = 4,070.

CIVIL BACKLOG SUMMARY BY CASETYPE

June 2021

BURLINGTON

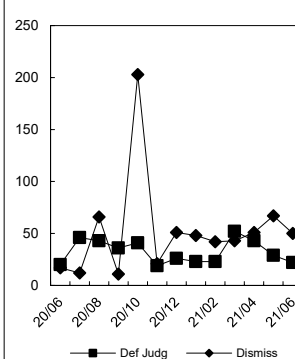
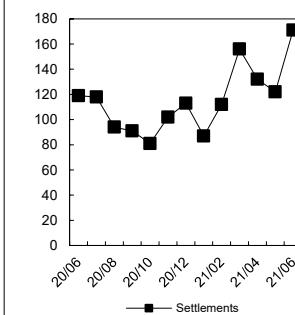
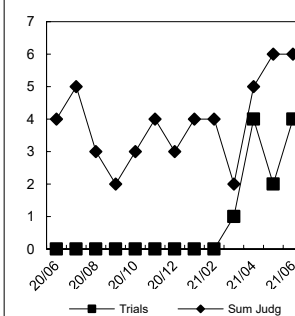
	Cases in Backlog															
	Track 1					Track 2				Track 3			Track 4			Total Backlog
	12 to 18 months	18 to 24 months	24 to 36 months	over 36 months	Total Track 1	18 to 24 months	24 to 36 months	over 36 months	Total Track 2	24 to 36 months	over 36 months	Total Track 3	24 to 36 months	over 36 months	Total Track 4	
Act on Neg Inst	1	0	0	0	1	0	0	0	0	0	0	0	0	0	0	1
Asbestos	0	0	0	0	0	0	0	0	0	0	0	0	0	0	0	0
Assault & Bat	0	0	0	0	0	0	0	0	0	2	2	4	0	0	0	4
Auto - Pers Inj	0	0	0	0	0	98	77	6	181	0	0	0	0	0	0	181
Auto - Property	0	0	0	0	0	1	1	0	2	0	0	0	0	0	0	2
Book Account	2	1	0	0	3	0	0	0	0	0	0	0	0	0	0	3
Civil Rights	0	0	0	0	0	0	0	0	0	1	0	1	0	0	0	1
Complex Comme	0	0	0	0	0	0	0	0	0	0	0	0	6	2	8	8
Condemnation	0	0	0	0	0	0	0	0	0	0	0	0	0	0	0	0
Construction	0	0	0	0	0	0	1	0	1	0	0	0	0	0	0	1
Contract/Comme	0	0	0	0	0	30	19	3	52	0	0	0	0	0	0	52
Employment	0	0	0	0	0	1	0	0	1	0	0	0	0	0	0	1
Lieu of P. Writ	0	0	0	0	0	0	0	0	0	0	0	0	0	0	0	0
Medical Malprac	0	0	0	0	0	0	0	0	0	19	11	30	0	0	0	30
Name Change	0	0	0	0	0	0	0	0	0	0	0	0	0	0	0	0
Other Insurance	0	0	0	0	0	0	0	0	0	0	0	0	0	0	0	0
Other Mass Tort	0	0	0	0	0	0	0	0	0	0	0	0	0	0	0	0
Other Track 1	1	0	1	0	2	1	0	0	1	0	0	0	0	0	0	3
Other Track 3	0	0	0	0	0	0	0	0	0	15	3	18	0	0	0	18
Other Track 4	0	0	0	0	0	0	0	0	0	0	0	0	2	3	5	5
Personal Injury	0	0	0	0	0	29	33	6	68	0	0	0	0	0	0	68
Prod Liability	0	0	0	0	0	0	0	0	0	1	2	3	0	0	0	3
Prof Malpractic	0	0	0	0	0	0	0	0	0	6	6	12	0	0	0	12
PIP Coverage	0	0	0	0	0	0	0	0	0	0	0	0	0	0	0	0
Real Property	0	0	0	0	0	0	0	0	0	0	0	0	0	0	0	0
Tort Other	0	0	0	0	0	5	5	0	10	0	0	0	0	0	0	10
Toxic Tort	0	0	0	0	0	0	0	0	0	0	0	0	0	0	0	0
UM/UIM Bod Inj	0	0	0	0	0	9	8	0	17	0	0	0	0	0	0	17
Total	4	1	1	0	6	174	144	15	333	44	24	68	8	5	13	420

NOTE: Some Multicounty Litigation (MCL) cases were transferred in November 2014: Atlantic to Bergen = 8,935; Atlantic to Middlesex = 4,070.

CIVIL RESOLUTION SUMMARY BY CASETYPE
JULY 2020 - JUNE 2021
BURLINGTON

	Trial			Summary					Total	Percent resolved by					
	Jury	Nonjury	Total	Judgment	Settlement	Default Judgment	Dismiss	Other		Trial	Sum Jud	Settle	Default J	Dismiss	Other
Act on Neg Inst	0	0	0	5	3	21	6	0	35	0%	14%	9%	60%	17%	0%
Asbestos	0	0	0	0	0	0	0	0	0	0%	0%	0%	0%	0%	0%
Assault & Bat	0	0	0	0	4	0	3	1	8	0%	0%	50%	0%	38%	13%
Auto - Pers Inj	4	4	8	1	488	4	146	24	671	1%	0%	73%	1%	22%	4%
Auto - Property	0	0	0	0	10	9	11	0	30	0%	0%	33%	30%	37%	0%
Book Account	0	0	0	20	152	223	154	8	557	0%	4%	27%	40%	28%	1%
Civil Rights	0	0	0	0	1	0	10	15	26	0%	0%	4%	0%	38%	58%
Complex Commer	0	0	0	0	8	0	1	1	10	0%	0%	80%	0%	10%	10%
Condemnation	0	0	0	0	0	0	0	1	1	0%	0%	0%	0%	0%	100%
Construction	0	0	0	0	12	1	5	0	18	0%	0%	67%	6%	28%	0%
Contract/Commer	0	2	2	12	215	120	161	18	528	0%	2%	41%	23%	30%	3%
Employment	0	0	0	0	9	0	0	1	10	0%	0%	90%	0%	0%	10%
Lieu of P. Writ	0	0	0	1	9	0	5	7	22	0%	5%	41%	0%	23%	32%
Medical Malprac	0	0	0	1	23	0	13	4	41	0%	2%	56%	0%	32%	10%
Name Change	0	0	0	0	0	0	2	103	105	0%	0%	0%	0%	2%	98%
Other Insurance	0	0	0	0	6	0	2	4	12	0%	0%	50%	0%	17%	33%
Other MCL	0	0	0	0	0	0	0	0	0	0%	0%	0%	0%	0%	0%
Other Track 1	0	0	0	2	77	6	26	26	137	0%	1%	56%	4%	19%	19%
Other Track 3	0	0	0	0	84	1	15	19	119	0%	0%	71%	1%	13%	16%
Other Track 4	0	0	0	0	2	1	2	1	6	0%	0%	33%	17%	33%	17%
Personal Injury	0	0	0	4	173	4	54	21	256	0%	2%	68%	2%	21%	8%
Prod Liability	0	0	0	0	10	1	2	0	13	0%	0%	77%	8%	15%	0%
Prof Malpractic	0	0	0	0	17	0	6	1	24	0%	0%	71%	0%	25%	4%
PIP Coverage	0	0	0	0	1	1	3	1	6	0%	0%	17%	17%	50%	17%
Real Property	0	0	0	0	4	0	2	3	9	0%	0%	44%	0%	22%	33%
Tort Other	0	0	0	0	37	11	24	10	82	0%	0%	45%	13%	29%	12%
Toxic Tort	0	0	0	0	0	0	0	0	0	0%	0%	0%	0%	0%	0%
UM/UIM Bod Inj	0	1	1	1	34	0	12	1	49	2%	2%	69%	0%	24%	2%
Total	4	7	11	47	1,379	403	665	270	2,775	0%	2%	50%	15%	24%	10%

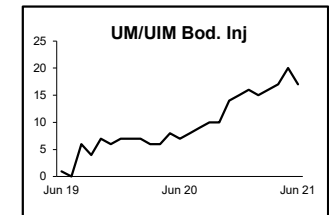
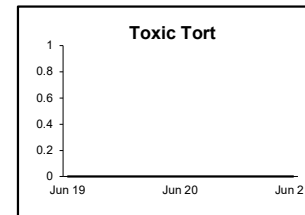
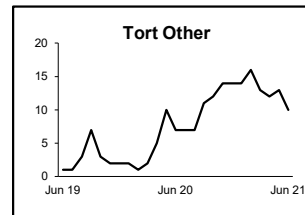
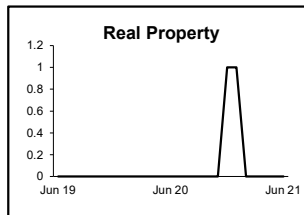
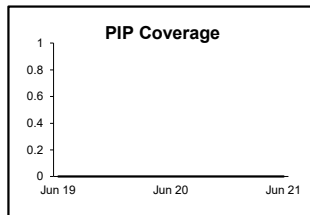
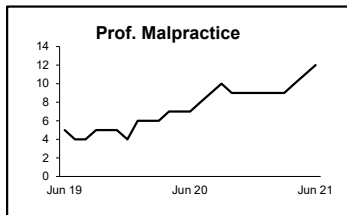
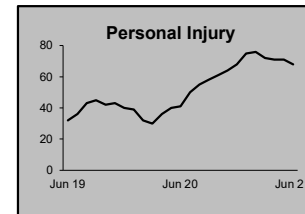
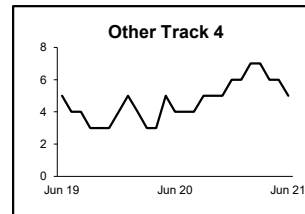
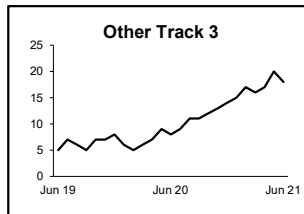
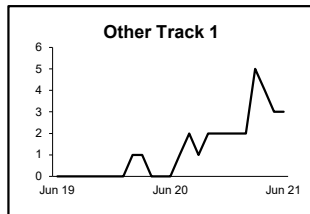
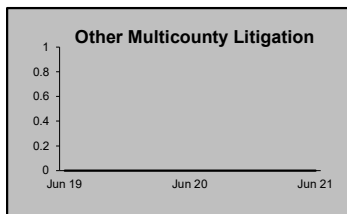
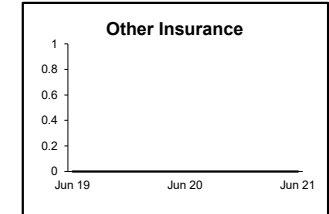

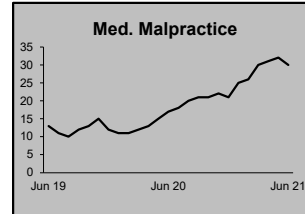
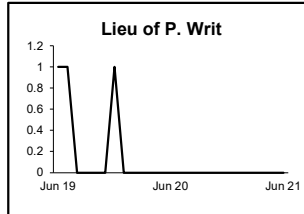
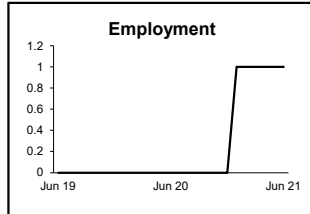
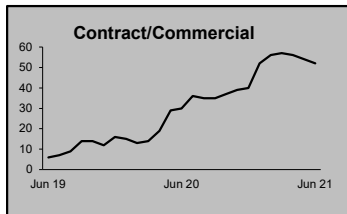
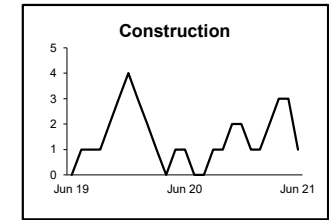
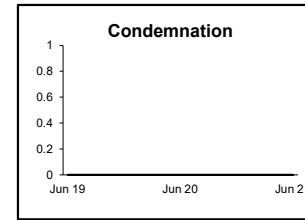
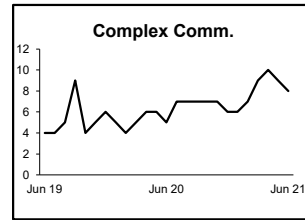
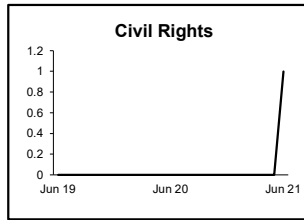
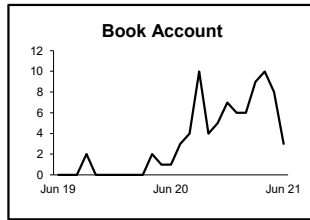
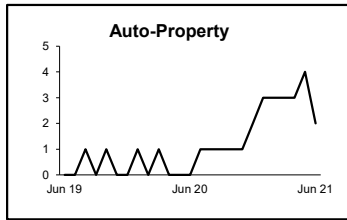
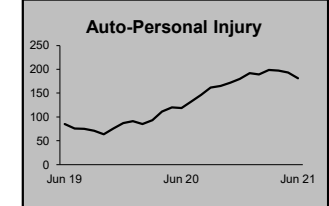
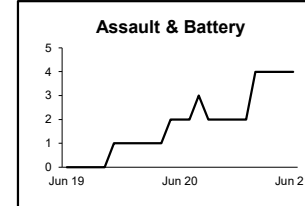
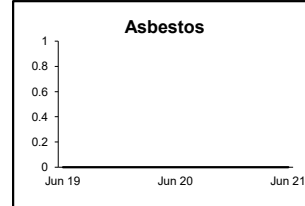
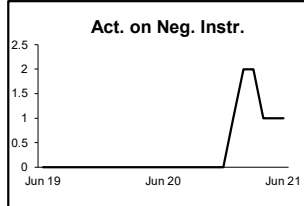
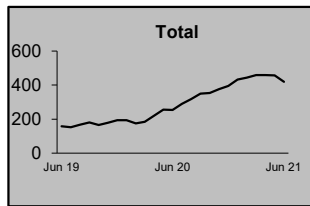
Monthly Resolutions



NOTE: Some Multicounty Litigation (MCL) cases were transferred in November 2014: Atlantic to Bergen = 8,935; Atlantic to Middlesex = 4,070.

**CIVIL BACKLOG BY CASETYPE
JUNE 2021
BURLINGTON**

	Total	Backlog	% chg
Jun 19	158		
Jun 20	253	60%	
Jun 21	420	66%	



1) Casetypes with the state's largest backlogs are highlighted.

2) Some Multicounty Litigation (MCL) cases were transferred in November 2014: Atlantic to Bergen = 8,935; Atlantic to Middlesex = 4,070.

**CIVIL CASELOAD SUMMARY BY CASETYPE
JULY 2020 - JUNE 2021
CAMDEN**

	Filings			Resolutions			Clearance		Backlog			Backlog Percent		Backlog Per 100 Monthly Filings		Active Pending		
	Jul 2019 to Jun 2020	Jul 2020 to Jun 2021	percent change	Jul 2019 to Jun 2020	Jul 2020 to Jun 2021	percent change	Jul 2020 - Jun 2021		Jun 2020	Jun 2021	percent change	Jun 2020	Jun 2021	Jun 2020	Jun 2021	Jun 2020	Jun 2021	percent change
							number	percent										
Act on Neg Inst	11	7	-36%	11	9	-18%	2	129%	0	1		0%	33%	0	171	5	3	-40%
Asbestos	0	0	0%	0	0	0%	0	100%	0	0	0%	0%	0%	0	0	0	0	0%
Assault & Bat	6	27	350%	4	7	75%	-20	26%	1	4	300%	11%	12%	200	178	9	33	267%
Auto - Pers Inj	1,588	1,441	-9%	1,527	1,522	0%	81	106%	280	394	41%	15%	22%	212	328	1,877	1,803	-4%
Auto - Property	55	64	16%	30	48	60%	-16	75%	1	4	300%	2%	6%	22	75	46	62	35%
Book Account	396	447	13%	401	444	11%	-3	99%	12	17	42%	5%	7%	36	46	227	227	0%
Civil Rights	22	32	45%	22	17	-23%	-15	53%	1	4	300%	7%	13%	55	150	15	30	100%
Complex Comme	16	16	0%	17	17	0%	1	106%	8	5	-38%	44%	25%	600	375	18	20	11%
Condemnation	168	23	-86%	217	67	-69%	44	291%	1	1	0%	2%	9%	7	52	55	11	-80%
Construction	14	8	-43%	25	11	-56%	3	138%	4	6	50%	24%	46%	343	900	17	13	-24%
Contract/Comme	482	460	-5%	485	515	6%	55	112%	24	46	92%	6%	14%	60	120	382	325	-15%
Employment	14	15	7%	12	14	17%	-1	93%	3	2	-33%	23%	14%	257	160	13	14	8%
Lieu of P. Writ	14	17	21%	15	13	-13%	-4	76%	1	3	200%	9%	20%	86	212	11	15	36%
Medical Malprac	93	109	17%	97	72	-26%	-37	66%	60	101	68%	29%	40%	774	1,112	207	253	22%
Name Change	104	151	45%	111	134	21%	-17	89%	0	0	0%	0%	0%	0	0	11	28	155%
Other Insurance	49	33	-33%	23	45	96%	12	136%	6	7	17%	15%	29%	147	255	39	24	-38%
Other MCL	1	0	-100%	0	0	0%	0	100%	0	0	0%	0%	0%	0	0	0	0	0%
Other Track 1	733	318	-57%	688	326	-53%	8	103%	8	26	225%	5%	17%	13	98	176	155	-12%
Other Track 3	179	155	-13%	162	145	-10%	-10	94%	17	31	82%	9%	15%	114	240	196	213	9%
Other Track 4	14	15	7%	12	15	25%	0	100%	4	10	150%	18%	42%	343	800	22	24	9%
Personal Injury	737	596	-19%	675	620	-8%	24	104%	133	202	52%	15%	24%	217	407	874	847	-3%
Prod Liability	23	15	-35%	23	16	-30%	1	107%	4	7	75%	15%	25%	209	560	27	28	4%
Prof Malpractic	51	41	-20%	46	50	9%	9	122%	8	22	175%	10%	26%	188	644	81	85	5%
PIP Coverage	19	18	-5%	17	14	-18%	-4	78%	0	4		0%	33%	0	267	8	12	50%
Real Property	17	23	35%	19	18	-5%	-5	78%	4	4	0%	33%	25%	282	209	12	16	33%
Tort Other	103	110	7%	102	98	-4%	-12	89%	17	18	6%	17%	16%	198	196	103	112	9%
Toxic Tort	1	0	-100%	0	0	0%	0	100%	0	2		0%	100%	0		3	2	-33%
UM/UIM Bod Inj	172	130	-24%	136	163	20%	33	125%	34	46	35%	17%	27%	237	425	200	170	-15%
Total	5,082	4,271	-16%	4,877	4,400	-10%	129	103%	631	967	53%	14%	21%	149	272	4,634	4,525	-2%

NOTE: Some Multicounty Litigation (MCL) cases were transferred in November 2014: Atlantic to Bergen = 8,935; Atlantic to Middlesex = 4,070.

CIVIL BACKLOG SUMMARY BY CASETYPE

June 2021

CAMDEN

	Cases in Backlog															
	Track 1					Track 2				Track 3			Track 4			Total Backlog
	12 to 18 months	18 to 24 months	24 to 36 months	over 36 months	Total Track 1	18 to 24 months	24 to 36 months	over 36 months	Total Track 2	24 to 36 months	over 36 months	Total Track 3	24 to 36 months	over 36 months	Total Track 4	
Act on Neg Inst	1	0	0	0	1	0	0	0	0	0	0	0	0	0	0	1
Asbestos	0	0	0	0	0	0	0	0	0	0	0	0	0	0	0	0
Assault & Bat	0	0	0	0	0	0	0	0	0	3	1	4	0	0	0	4
Auto - Pers Inj	0	0	0	0	0	196	155	43	394	0	0	0	0	0	0	394
Auto - Property	0	0	0	0	0	2	2	0	4	0	0	0	0	0	0	4
Book Account	14	3	0	0	17	0	0	0	0	0	0	0	0	0	0	17
Civil Rights	0	0	0	0	0	0	0	0	0	2	2	4	0	0	0	4
Complex Comme	0	0	0	0	0	0	0	0	0	0	0	0	2	3	5	5
Condemnation	0	0	0	0	0	0	0	0	0	0	1	1	0	0	0	1
Construction	0	0	0	0	0	5	0	1	6	0	0	0	0	0	0	6
Contract/Comme	0	0	0	0	0	17	22	7	46	0	0	0	0	0	0	46
Employment	0	0	0	0	0	2	0	0	2	0	0	0	0	0	0	2
Lieu of P. Writ	0	0	0	0	0	0	0	0	0	0	0	0	2	1	3	3
Medical Malprac	0	0	0	0	0	0	0	0	0	53	48	101	0	0	0	101
Name Change	0	0	0	0	0	0	0	0	0	0	0	0	0	0	0	0
Other Insurance	5	2	0	0	7	0	0	0	0	0	0	0	0	0	0	7
Other Mass Tort	0	0	0	0	0	0	0	0	0	0	0	0	0	0	0	0
Other Track 1	16	5	5	0	26	0	0	0	0	0	0	0	0	0	0	26
Other Track 3	0	0	0	0	0	0	0	0	0	19	12	31	0	0	0	31
Other Track 4	0	0	0	0	0	0	0	0	0	0	0	0	6	4	10	10
Personal Injury	0	0	0	0	0	109	69	24	202	0	0	0	0	0	0	202
Prod Liability	0	0	0	0	0	0	0	0	0	4	3	7	0	0	0	7
Prof Malpractic	0	0	0	0	0	0	0	0	0	15	7	22	0	0	0	22
PIP Coverage	1	1	0	1	3	1	0	0	1	0	0	0	0	0	0	4
Real Property	2	0	2	0	4	0	0	0	0	0	0	0	0	0	0	4
Tort Other	0	0	0	0	0	9	4	5	18	0	0	0	0	0	0	18
Toxic Tort	0	0	0	0	0	0	0	0	0	2	0	2	0	0	0	2
UM/UIM Bod Inj	0	0	0	0	0	15	25	6	46	0	0	0	0	0	0	46
Total	39	11	7	1	58	356	277	86	719	98	74	172	10	8	18	967

NOTE: Some Multicounty Litigation (MCL) cases were transferred in November 2014: Atlantic to Bergen = 8,935; Atlantic to Middlesex = 4,070.

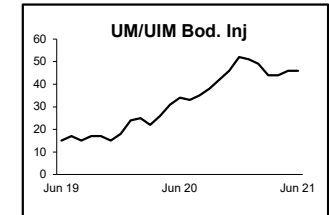
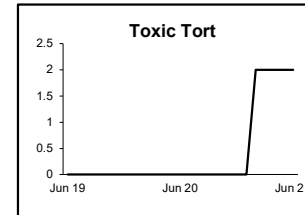
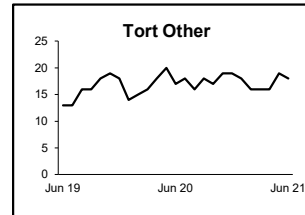
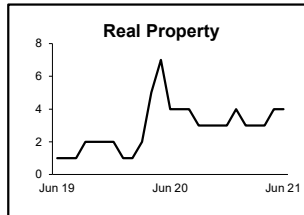
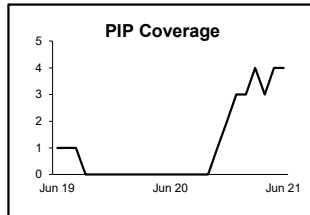
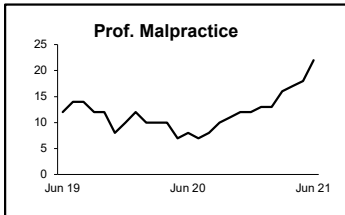
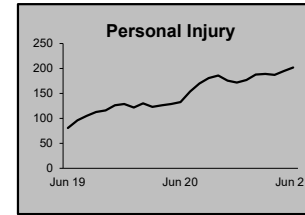
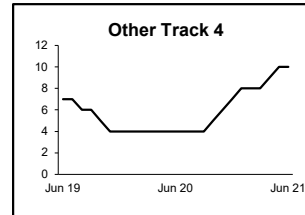
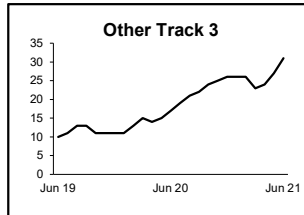
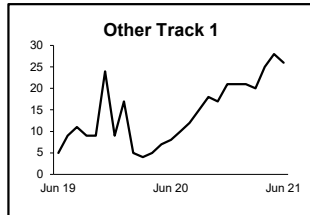
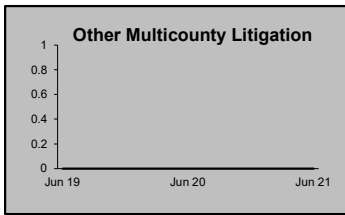
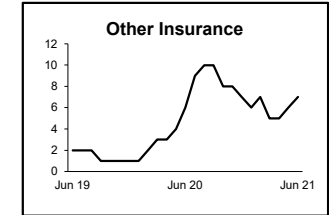

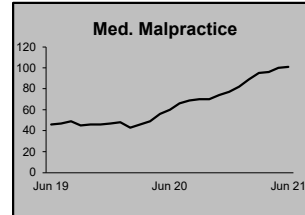
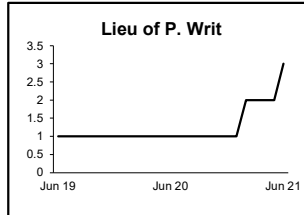
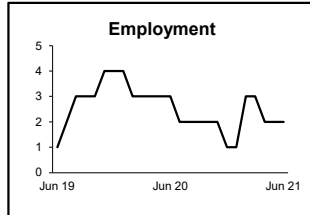
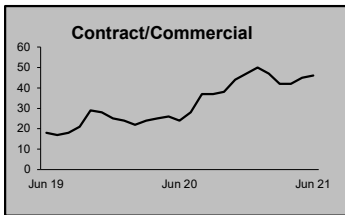
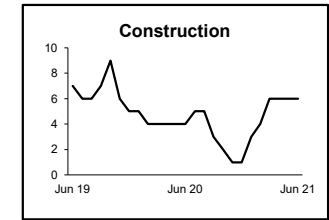
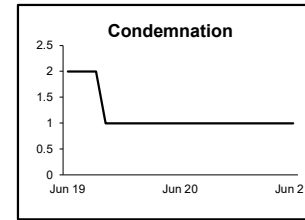
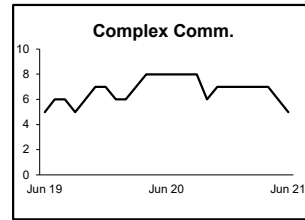
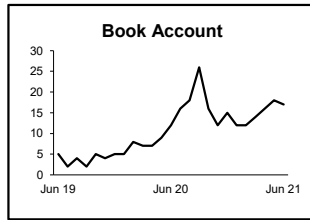
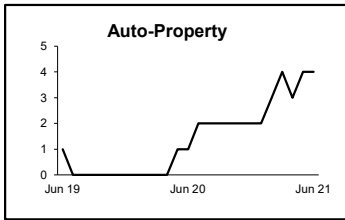
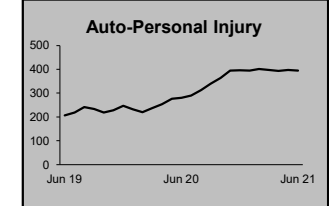
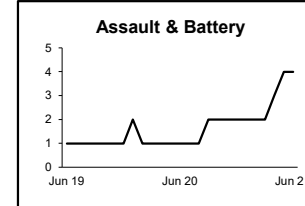
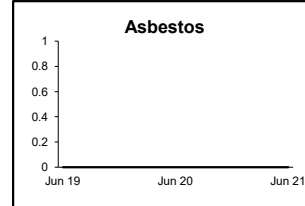
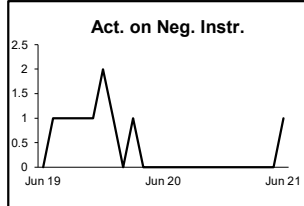
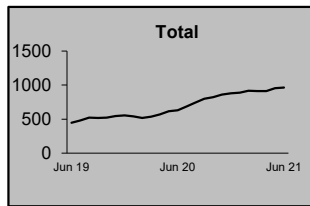
CIVIL RESOLUTION SUMMARY BY CASETYPE
JULY 2020 - JUNE 2021
CAMDEN

	Trial			Summary					Total	Percent resolved by						Monthly Resolutions
	Jury	Nonjury	Total	Judgment	Settlement	Default Judgment	Dismiss	Other		Trial	Sum Jud	Settle	Default J	Dismiss	Other	
Act on Neg Inst	0	0	0	0	0	3	6	0	9	0%	0%	0%	33%	67%	0%	
Asbestos	0	0	0	0	0	0	0	0	0	0%	0%	0%	0%	0%	0%	
Assault & Bat	0	0	0	0	0	0	6	1	7	0%	0%	0%	0%	86%	14%	
Auto - Pers Inj	7	0	7	1	446	16	1,000	52	1,522	0%	0%	29%	1%	66%	3%	
Auto - Property	0	0	0	0	2	21	25	0	48	0%	0%	4%	44%	52%	0%	
Book Account	0	0	0	9	70	124	236	5	444	0%	2%	16%	28%	53%	1%	
Civil Rights	0	0	0	0	2	0	12	3	17	0%	0%	12%	0%	71%	18%	
Complex Commer	0	0	0	0	1	1	14	1	17	0%	0%	6%	6%	82%	6%	
Condemnation	0	0	0	1	2	0	10	54	67	0%	1%	3%	0%	15%	81%	
Construction	0	0	0	0	2	2	7	0	11	0%	0%	18%	18%	64%	0%	
Contract/Commer	0	0	0	12	74	121	293	15	515	0%	2%	14%	23%	57%	3%	
Employment	0	0	0	0	3	1	8	2	14	0%	0%	21%	7%	57%	14%	
Lieu of P. Writ	0	0	0	0	1	0	9	3	13	0%	0%	8%	0%	69%	23%	
Medical Malprac	0	0	0	0	20	0	46	6	72	0%	0%	28%	0%	64%	8%	
Name Change	0	0	0	0	0	0	5	129	134	0%	0%	0%	0%	4%	96%	
Other Insurance	0	0	0	0	11	4	21	9	45	0%	0%	24%	9%	47%	20%	
Other MCL	0	0	0	0	0	0	0	0	0	0%	0%	0%	0%	0%	0%	
Other Track 1	0	2	2	1	57	8	171	87	326	1%	0%	17%	2%	52%	27%	
Other Track 3	0	0	0	2	35	0	82	26	145	0%	1%	24%	0%	57%	18%	
Other Track 4	0	0	0	0	1	6	8	0	15	0%	0%	7%	40%	53%	0%	
Personal Injury	3	0	3	1	206	7	366	37	620	0%	0%	33%	1%	59%	6%	
Prod Liability	0	0	0	0	4	0	9	3	16	0%	0%	25%	0%	56%	19%	
Prof Malpractic	0	0	0	1	18	1	25	5	50	0%	2%	36%	2%	50%	10%	
PIP Coverage	0	0	0	0	1	0	13	0	14	0%	0%	7%	0%	93%	0%	
Real Property	0	0	0	1	0	2	11	4	18	0%	6%	0%	11%	61%	22%	
Tort Other	0	0	0	1	20	7	61	9	98	0%	1%	20%	7%	62%	9%	
Toxic Tort	0	0	0	0	0	0	0	0	0	0%	0%	0%	0%	0%	0%	
UM/UIM Bod Inj	1	0	1	0	51	3	106	2	163	1%	0%	31%	2%	65%	1%	
Total	11	2	13	30	1,027	327	2,550	453	4,400	0%	1%	23%	7%	58%	10%	

NOTE: Some Multicounty Litigation (MCL) cases were transferred in November 2014: Atlantic to Bergen = 8,935; Atlantic to Middlesex = 4,070.

**CIVIL BACKLOG BY CASETYPE
JUNE 2021
CAMDEN**

	Total	Backlog	% chg
Jun 19	446		
Jun 20	631	41%	
Jun 21	967	53%	



1) Casetypes with the state's largest backlogs are highlighted.

2) Some Multicounty Litigation (MCL) cases were transferred in November 2014: Atlantic to Bergen = 8,935; Atlantic to Middlesex = 4,070.

CIVIL CASELOAD SUMMARY BY CASETYPE
JULY 2020 - JUNE 2021
CAPE MAY

	Filings			Resolutions			Clearance		Backlog			Backlog Percent		Backlog Per 100 Monthly Filings		Active Pending		
	Jul 2019	Jul 2020	percent change	Jul 2019	Jul 2020	percent change	Jul 2020 - Jun 2021		Jun 2020	Jun 2021	percent change	Jun 2020	Jun 2021	Jun 2020	Jun 2021	Jun 2020	Jun 2021	percent change
	to Jun 2020	to Jun 2021		number	percent													
Act on Neg Inst	1	1	0%	3	2	-33%	1	200%	0	0	0%	0%	0%	0	0	1	0	-100%
Asbestos	0	0	0%	0	0	0%	0	100%	0	0	0%	0%	0%	0	0	0	0	0%
Assault & Bat	4	4	0%	2	1	-50%	-3	25%	0	0	0%	0%	0%	0	0	5	12	140%
Auto - Pers Inj	69	72	4%	94	71	-24%	-1	99%	12	13	8%	15%	16%	209	217	80	80	0%
Auto - Property	3	4	33%	5	3	-40%	-1	75%	0	0	0%	0%	0%	0	0	2	3	50%
Book Account	57	75	32%	58	64	10%	-11	85%	0	1		0%	3%	0	16	24	35	46%
Civil Rights	5	5	0%	2	9	350%	4	180%	0	3		0%	60%	0	720	9	5	-44%
Complex Comme	3	2	-33%	4	3	-25%	1	150%	2	2	0%	50%	67%	800	1,200	4	3	-25%
Condemnation	2	0	-100%	1	0	-100%	0	100%	0	0	0%	0%	0%	0	0	2	2	0%
Construction	10	10	0%	11	8	-27%	-2	80%	1	1	0%	11%	10%	120	120	9	10	11%
Contract/Comme	83	85	2%	87	96	10%	11	113%	13	8	-38%	18%	13%	188	113	71	60	-15%
Employment	1	1	0%	1	2	100%	1	200%	0	0	0%	0%	0%	0	0	1	0	-100%
Lieu of P. Writ	15	12	-20%	8	17	113%	5	142%	1	2	100%	7%	20%	80	200	15	10	-33%
Medical Malprac	8	12	50%	4	9	125%	-3	75%	2	3	50%	17%	20%	300	300	12	15	25%
Name Change	19	28	47%	18	28	56%	0	100%	0	0	0%	0%	0%	0	0	4	4	0%
Other Insurance	10	6	-40%	20	3	-85%	-3	50%	1	1	0%	33%	17%	120	200	3	6	100%
Other MCL	0	0	0%	0	0	0%	0	100%	0	0	0%	0%	0%	0	0	0	0	0%
Other Track 1	43	45	5%	36	45	25%	0	100%	3	2	-33%	10%	7%	84	53	30	28	-7%
Other Track 3	28	41	46%	22	29	32%	-12	71%	8	6	-25%	21%	12%	343	176	38	50	32%
Other Track 4	4	3	-25%	7	1	-86%	-2	33%	0	2		0%	33%	0	800	4	6	50%
Personal Injury	84	94	12%	96	72	-25%	-22	77%	20	26	30%	19%	20%	286	332	108	130	20%
Prod Liability	3	1	-67%	4	1	-75%	0	100%	1	3	200%	17%	50%	400	3,600	6	6	0%
Prof Malpractic	2	6	200%	9	5	-44%	-1	83%	1	0	-100%	20%	0%	600	0	5	8	60%
PIP Coverage	0	0	0%	1	0	-100%	0	100%	0	0	0%	0%	0%	0	0	0	0	0%
Real Property	7	9	29%	7	5	-29%	-4	56%	1	1	0%	33%	14%	171	133	3	7	133%
Tort Other	26	23	-12%	15	17	13%	-6	74%	3	9	200%	10%	26%	138	470	31	35	13%
Toxic Tort	0	0	0%	0	0	0%	0	100%	0	0	0%	0%	0%	0	0	0	0	0%
UM/UIIM Bod Inj	5	5	0%	7	3	-57%	-2	60%	0	0	0%	0%	0%	0	0	5	7	40%
Total	492	544	11%	522	494	-5%	-50	91%	69	83	20%	15%	16%	168	183	472	522	11%

NOTE: Some Multicounty Litigation (MCL) cases were transferred in November 2014: Atlantic to Bergen = 8,935; Atlantic to Middlesex = 4,070.

CIVIL BACKLOG SUMMARY BY CASETYPE

June 2021

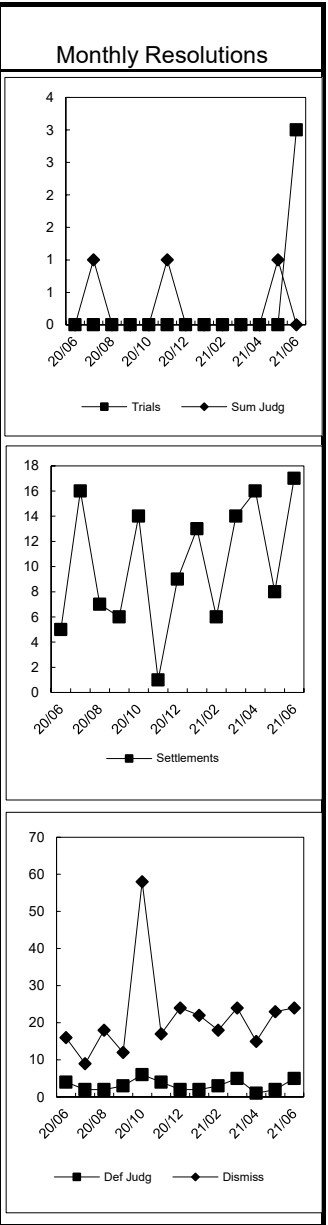
CAPE MAY

	Cases in Backlog															
	Track 1					Track 2				Track 3			Track 4			Total Backlog
	12 to 18 months	18 to 24 months	24 to 36 months	over 36 months	Total Track 1	18 to 24 months	24 to 36 months	over 36 months	Total Track 2	24 to 36 months	over 36 months	Total Track 3	24 to 36 months	over 36 months	Total Track 4	
Act on Neg Inst	0	0	0	0	0	0	0	0	0	0	0	0	0	0	0	0
Asbestos	0	0	0	0	0	0	0	0	0	0	0	0	0	0	0	0
Assault & Bat	0	0	0	0	0	0	0	0	0	0	0	0	0	0	0	0
Auto - Pers Inj	0	0	0	0	0	6	5	2	13	0	0	0	0	0	0	13
Auto - Property	0	0	0	0	0	0	0	0	0	0	0	0	0	0	0	0
Book Account	0	1	0	0	1	0	0	0	0	0	0	0	0	0	0	1
Civil Rights	0	0	0	0	0	0	0	0	0	3	0	3	0	0	0	3
Complex Comme	0	0	0	0	0	0	0	0	0	0	0	0	0	2	2	2
Condemnation	0	0	0	0	0	0	0	0	0	0	0	0	0	0	0	0
Construction	0	0	0	0	0	0	0	1	1	0	0	0	0	0	0	1
Contract/Comme	0	0	0	0	0	3	3	2	8	0	0	0	0	0	0	8
Employment	0	0	0	0	0	0	0	0	0	0	0	0	0	0	0	0
Lieu of P. Writ	0	0	0	0	0	0	0	0	0	0	0	0	2	0	2	2
Medical Malprac	0	0	0	0	0	0	0	0	0	1	2	3	0	0	0	3
Name Change	0	0	0	0	0	0	0	0	0	0	0	0	0	0	0	0
Other Insurance	1	0	0	0	1	0	0	0	0	0	0	0	0	0	0	1
Other Mass Tort	0	0	0	0	0	0	0	0	0	0	0	0	0	0	0	0
Other Track 1	1	0	1	0	2	0	0	0	0	0	0	0	0	0	0	2
Other Track 3	0	0	0	0	0	0	0	0	0	0	6	6	0	0	0	6
Other Track 4	0	0	0	0	0	0	0	0	0	0	0	0	2	0	2	2
Personal Injury	0	0	0	0	0	16	9	1	26	0	0	0	0	0	0	26
Prod Liability	0	0	0	0	0	0	0	0	0	2	1	3	0	0	0	3
Prof Malpractic	0	0	0	0	0	0	0	0	0	0	0	0	0	0	0	0
PIP Coverage	0	0	0	0	0	0	0	0	0	0	0	0	0	0	0	0
Real Property	0	0	1	0	1	0	0	0	0	0	0	0	0	0	0	1
Tort Other	0	0	0	0	0	3	6	0	9	0	0	0	0	0	0	9
Toxic Tort	0	0	0	0	0	0	0	0	0	0	0	0	0	0	0	0
UM/UIM Bod Inj	0	0	0	0	0	0	0	0	0	0	0	0	0	0	0	0
Total	2	1	2	0	5	28	23	6	57	6	9	15	4	2	6	83

NOTE: Some Multicounty Litigation (MCL) cases were transferred in November 2014: Atlantic to Bergen = 8,935; Atlantic to Middlesex = 4,070.

CIVIL RESOLUTION SUMMARY BY CASETYPE
JULY 2020 - JUNE 2021
CAPE MAY

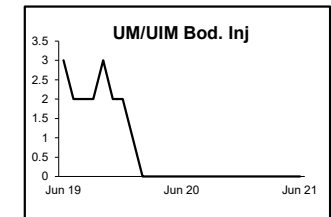
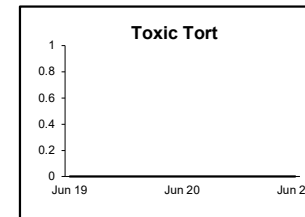
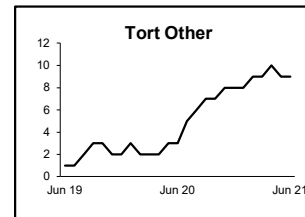
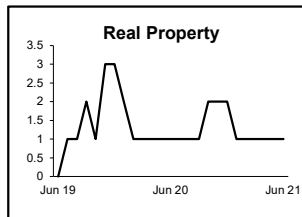
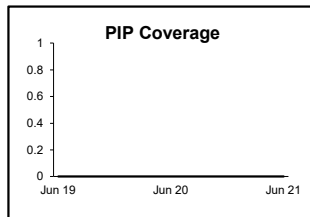
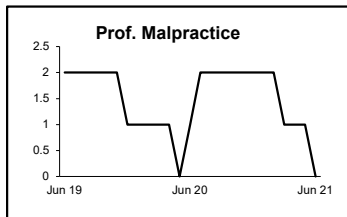
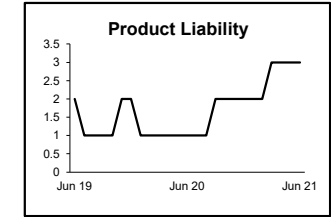
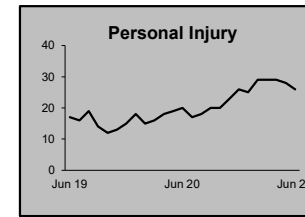
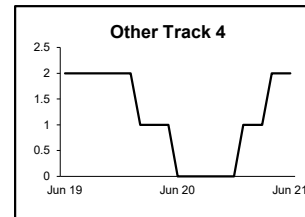
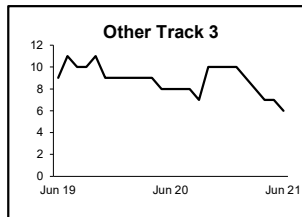
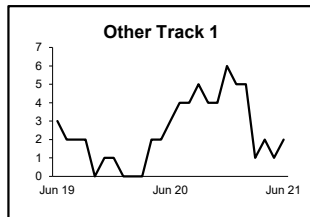
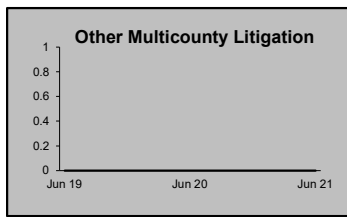
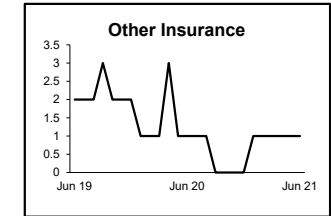
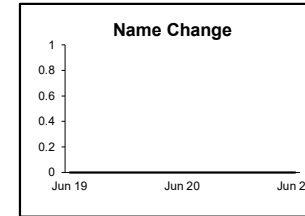
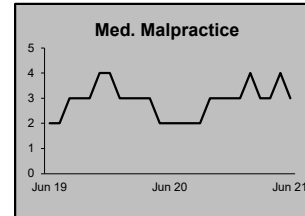
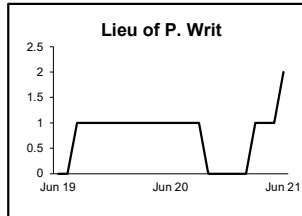
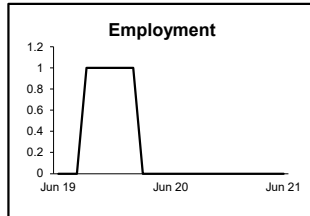
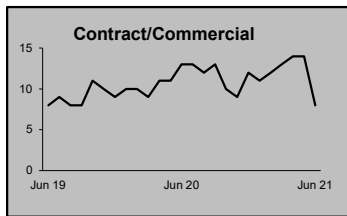
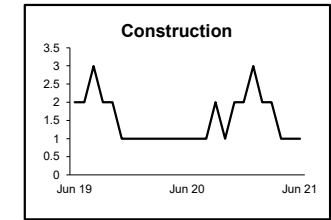
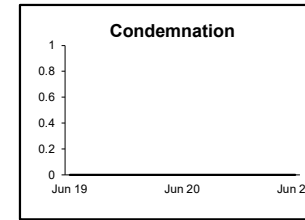
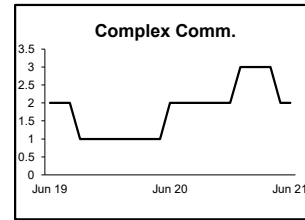
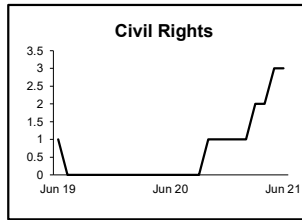
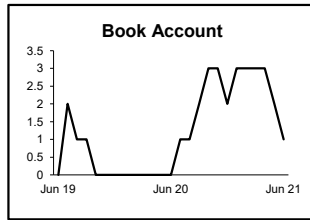
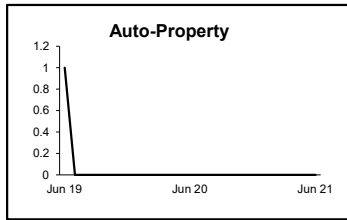
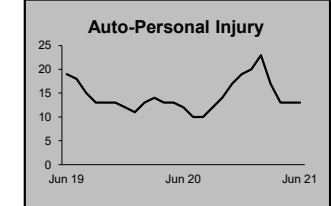
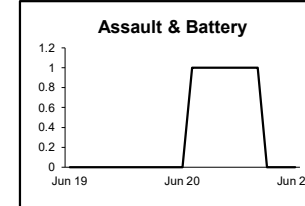
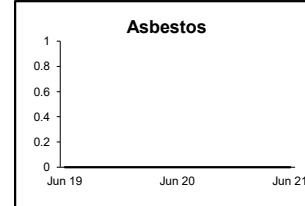
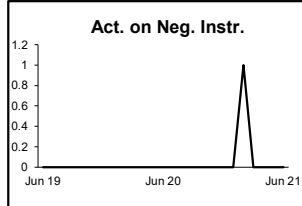
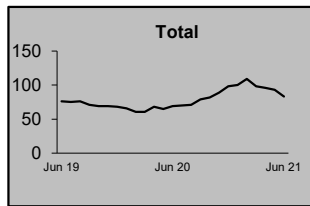
	Trial			Summary					Total	Percent resolved by					
	Jury	Nonjury	Total	Judgment	Settlement	Default Judgment	Dismiss	Other		Trial	Sum Jud	Settle	Default J	Dismiss	Other
Act on Neg Inst	0	0	0	0	1	1	0	0	2	0%	0%	50%	50%	0%	0%
Asbestos	0	0	0	0	0	0	0	0	0	0%	0%	0%	0%	0%	0%
Assault & Bat	0	0	0	0	0	1	0	0	1	0%	0%	0%	100%	0%	0%
Auto - Pers Inj	0	0	0	0	23	0	46	2	71	0%	0%	32%	0%	65%	3%
Auto - Property	0	0	0	0	2	0	1	0	3	0%	0%	67%	0%	33%	0%
Book Account	0	0	0	1	17	21	25	0	64	0%	2%	27%	33%	39%	0%
Civil Rights	0	0	0	0	2	0	5	2	9	0%	0%	22%	0%	56%	22%
Complex Commer	0	0	0	0	0	2	1	0	3	0%	0%	0%	67%	33%	0%
Condemnation	0	0	0	0	0	0	0	0	0	0%	0%	0%	0%	0%	0%
Construction	0	0	0	0	2	0	5	1	8	0%	0%	25%	0%	63%	13%
Contract/Commer	0	0	0	2	12	9	64	9	96	0%	2%	13%	9%	67%	9%
Employment	0	0	0	0	0	0	2	0	2	0%	0%	0%	0%	100%	0%
Lieu of P. Writ	0	2	2	0	0	0	14	1	17	12%	0%	0%	0%	82%	6%
Medical Malprac	0	0	0	0	3	0	5	1	9	0%	0%	33%	0%	56%	11%
Name Change	0	0	0	0	0	0	2	26	28	0%	0%	0%	0%	7%	93%
Other Insurance	0	0	0	0	1	0	1	1	3	0%	0%	33%	0%	33%	33%
Other MCL	0	0	0	0	0	0	0	0	0	0%	0%	0%	0%	0%	0%
Other Track 1	0	0	0	0	12	0	24	9	45	0%	0%	27%	0%	53%	20%
Other Track 3	1	0	1	0	10	0	17	1	29	3%	0%	34%	0%	59%	3%
Other Track 4	0	0	0	0	0	0	1	0	1	0%	0%	0%	0%	100%	0%
Personal Injury	0	0	0	0	34	1	34	3	72	0%	0%	47%	1%	47%	4%
Prod Liability	0	0	0	0	1	0	0	0	1	0%	0%	100%	0%	0%	0%
Prof Malpractic	0	0	0	0	1	0	2	2	5	0%	0%	20%	0%	40%	40%
PIP Coverage	0	0	0	0	0	0	0	0	0	0%	0%	0%	0%	0%	0%
Real Property	0	0	0	0	1	0	3	1	5	0%	0%	20%	0%	60%	20%
Tort Other	0	0	0	0	4	1	12	0	17	0%	0%	24%	6%	71%	0%
Toxic Tort	0	0	0	0	0	0	0	0	0	0%	0%	0%	0%	0%	0%
UM/UIM Bod Inj	0	0	0	0	1	1	0	1	3	0%	0%	33%	33%	0%	33%
Total	1	2	3	3	127	37	264	60	494	1%	1%	26%	7%	53%	12%



NOTE: Some Multicounty Litigation (MCL) cases were transferred in November 2014: Atlantic to Bergen = 8,935; Atlantic to Middlesex = 4,070.

**CIVIL BACKLOG BY CASETYPE
JUNE 2021
CAPE MAY**

	Total	Backlog	% chg
Jun 19		76	
Jun 20		69	-9%
Jun 21		83	20%



1) Casetypes with the state's largest backlogs are highlighted.

2) Some Multicounty Litigation (MCL) cases were transferred in November 2014: Atlantic to Bergen = 8,935; Atlantic to Middlesex = 4,070.

**CIVIL CASELOAD SUMMARY BY CASETYPE
JULY 2020 - JUNE 2021
CUMBERLAND**

	Filings			Resolutions			Clearance		Backlog			Backlog Percent		Backlog Per 100 Monthly Filings		Active Pending		
	Jul 2019 to Jun 2020	Jul 2020 to Jun 2021	percent change	Jul 2019 to Jun 2020	Jul 2020 to Jun 2021	percent change	Jul 2020 - Jun 2021		Jun 2020	Jun 2021	percent change	Jun 2020	Jun 2021	Jun 2020	Jun 2021	Jun 2020	Jun 2021	percent change
							number	percent										
Act on Neg Inst	0	1		0	0	0%	-1	0%	0	0	0%	0%	0%	0	0	0	1	
Asbestos	0	0	0%	0	0	0%	0	100%	0	0	0%	0%	0%	0	0	0	0	0%
Assault & Bat	3	2	-33%	4	1	-75%	-1	50%	0	0	0%	0%	0%	0	0	3	4	33%
Auto - Pers Inj	266	268	1%	280	258	-8%	-10	96%	58	72	24%	18%	22%	262	322	321	333	4%
Auto - Property	13	14	8%	8	15	88%	1	107%	3	2	-33%	23%	17%	277	171	13	12	-8%
Book Account	100	102	2%	100	105	5%	3	103%	2	7	250%	4%	14%	24	82	54	50	-7%
Civil Rights	12	16	33%	5	10	100%	-6	63%	6	8	33%	30%	32%	600	600	20	25	25%
Complex Comme	2	1	-50%	3	1	-67%	0	100%	0	0	0%	0%	0%	0	0	1	1	0%
Condemnation	4	2	-50%	3	3	0%	1	150%	0	0	0%	0%	0%	0	0	4	3	-25%
Construction	5	6	20%	4	7	75%	1	117%	0	0	0%	0%	0%	0	0	4	4	0%
Contract/Comme	77	100	30%	82	96	17%	-4	96%	2	7	250%	3%	11%	31	84	59	64	8%
Employment	3	2	-33%	1	2	100%	0	100%	0	2		0%	50%	0	1,200	4	4	0%
Lieu of P. Writ	5	4	-20%	5	6	20%	2	150%	0	0	0%	0%	0%	0	0	3	1	-67%
Medical Malprac	9	12	33%	13	6	-54%	-6	50%	5	8	60%	33%	35%	667	800	15	23	53%
Name Change	34	44	29%	42	34	-19%	-10	77%	0	0	0%	0%	0%	0	0	4	14	250%
Other Insurance	10	7	-30%	10	4	-60%	-3	57%	1	3	200%	20%	38%	120	514	5	8	60%
Other MCL	0	0	0%	0	0	0%	0	100%	0	0	0%	0%	0%	0	0	0	0	0%
Other Track 1	66	93	41%	60	60	0%	-33	65%	6	4	-33%	18%	6%	109	52	33	65	97%
Other Track 3	44	47	7%	41	47	15%	0	100%	11	13	18%	17%	20%	300	332	65	65	0%
Other Track 4	4	3	-25%	7	3	-57%	0	100%	0	0	0%	0%	0%	0	0	3	3	0%
Personal Injury	151	118	-22%	146	117	-20%	-1	99%	29	39	34%	18%	24%	230	397	162	163	1%
Prod Liability	3	5	67%	5	3	-40%	-2	60%	2	4	100%	29%	44%	800	960	7	9	29%
Prof Malpractic	7	6	-14%	7	6	-14%	0	100%	3	5	67%	25%	42%	514	1,000	12	12	0%
PIP Coverage	4	0	-100%	2	2	0%	2	100%	0	1		0%	100%	0		3	1	-67%
Real Property	8	7	-13%	6	7	17%	0	100%	1	0	-100%	17%	0%	150	0	6	6	0%
Tort Other	20	20	0%	21	22	5%	2	110%	4	3	-25%	21%	19%	240	180	19	16	-16%
Toxic Tort	0	0	0%	0	0	0%	0	100%	0	0	0%	0%	0%	0	0	0	0	0%
UM/UIM Bod Inj	20	19	-5%	22	22	0%	3	116%	6	2	-67%	27%	11%	360	126	22	19	-14%
Total	870	899	3%	877	837	-5%	-62	93%	139	180	29%	17%	20%	192	240	842	906	8%

NOTE: Some Multicounty Litigation (MCL) cases were transferred in November 2014: Atlantic to Bergen = 8,935; Atlantic to Middlesex = 4,070.

CIVIL BACKLOG SUMMARY BY CASETYPE

June 2021

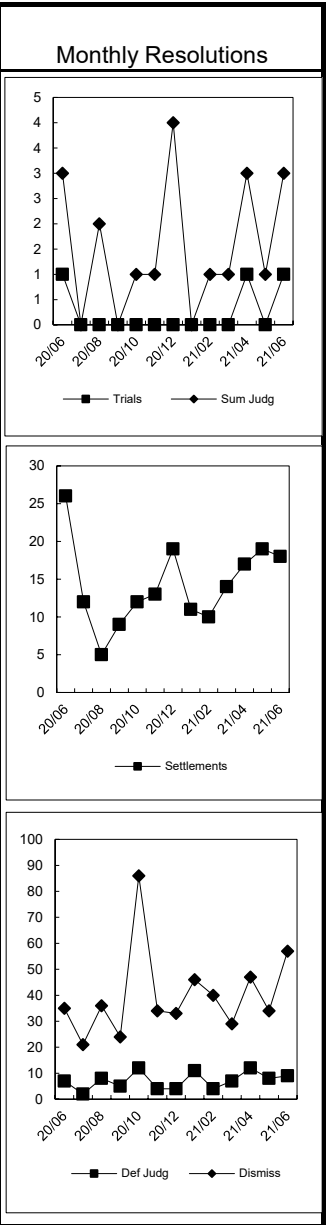
CUMBERLAND

	Cases in Backlog															
	Track 1					Track 2				Track 3			Track 4			Total Backlog
	12 to 18 months	18 to 24 months	24 to 36 months	over 36 months	Total Track 1	18 to 24 months	24 to 36 months	over 36 months	Total Track 2	24 to 36 months	over 36 months	Total Track 3	24 to 36 months	over 36 months	Total Track 4	
Act on Neg Inst	0	0	0	0	0	0	0	0	0	0	0	0	0	0	0	0
Asbestos	0	0	0	0	0	0	0	0	0	0	0	0	0	0	0	0
Assault & Bat	0	0	0	0	0	0	0	0	0	0	0	0	0	0	0	0
Auto - Pers Inj	0	0	0	0	0	37	32	3	72	0	0	0	0	0	0	72
Auto - Property	0	0	0	0	0	1	1	0	2	0	0	0	0	0	0	2
Book Account	5	1	1	0	7	0	0	0	0	0	0	0	0	0	0	7
Civil Rights	0	0	0	0	0	0	0	0	0	3	5	8	0	0	0	8
Complex Comme	0	0	0	0	0	0	0	0	0	0	0	0	0	0	0	0
Condemnation	0	0	0	0	0	0	0	0	0	0	0	0	0	0	0	0
Construction	0	0	0	0	0	0	0	0	0	0	0	0	0	0	0	0
Contract/Comme	0	0	0	0	0	5	2	0	7	0	0	0	0	0	0	7
Employment	0	0	0	0	0	1	1	0	2	0	0	0	0	0	0	2
Lieu of P. Writ	0	0	0	0	0	0	0	0	0	0	0	0	0	0	0	0
Medical Malprac	0	0	0	0	0	0	0	0	0	5	3	8	0	0	0	8
Name Change	0	0	0	0	0	0	0	0	0	0	0	0	0	0	0	0
Other Insurance	3	0	0	0	3	0	0	0	0	0	0	0	0	0	0	3
Other Mass Tort	0	0	0	0	0	0	0	0	0	0	0	0	0	0	0	0
Other Track 1	2	0	2	0	4	0	0	0	0	0	0	0	0	0	0	4
Other Track 3	0	0	0	0	0	0	0	0	0	7	6	13	0	0	0	13
Other Track 4	0	0	0	0	0	0	0	0	0	0	0	0	0	0	0	0
Personal Injury	0	0	0	0	0	19	16	4	39	0	0	0	0	0	0	39
Prod Liability	0	0	0	0	0	0	0	0	0	2	2	4	0	0	0	4
Prof Malpractic	0	0	0	0	0	0	0	0	0	3	2	5	0	0	0	5
PIP Coverage	1	0	0	0	1	0	0	0	0	0	0	0	0	0	0	1
Real Property	0	0	0	0	0	0	0	0	0	0	0	0	0	0	0	0
Tort Other	0	0	0	0	0	2	1	0	3	0	0	0	0	0	0	3
Toxic Tort	0	0	0	0	0	0	0	0	0	0	0	0	0	0	0	0
UM/UIM Bod Inj	0	0	0	0	0	1	1	0	2	0	0	0	0	0	0	2
Total	11	1	3	0	15	66	54	7	127	20	18	38	0	0	0	180

NOTE: Some Multicounty Litigation (MCL) cases were transferred in November 2014: Atlantic to Bergen = 8,935; Atlantic to Middlesex = 4,070.

CIVIL RESOLUTION SUMMARY BY CASETYPE
JULY 2020 - JUNE 2021
CUMBERLAND

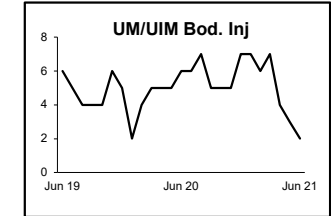
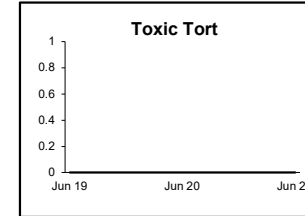
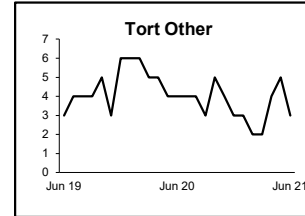
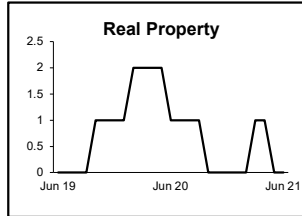
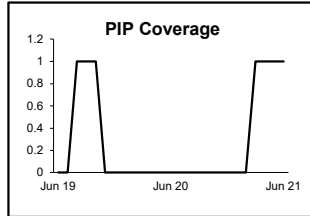
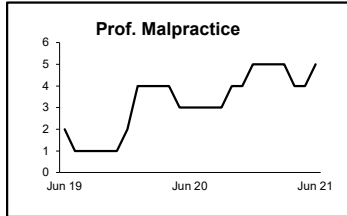
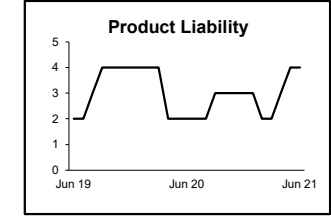
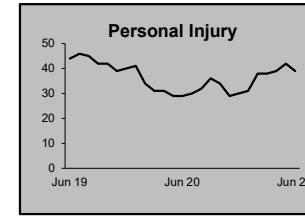
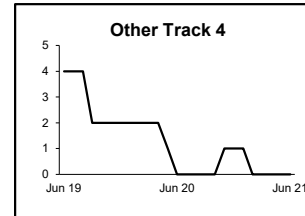
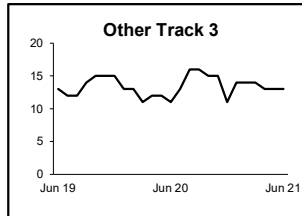
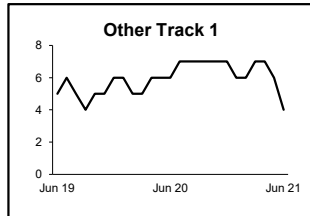
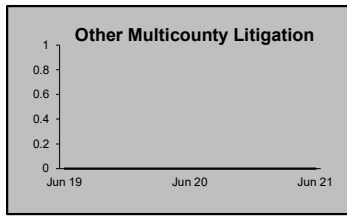
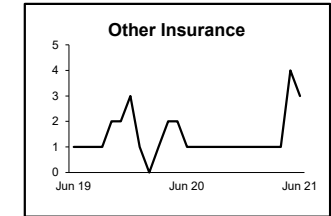
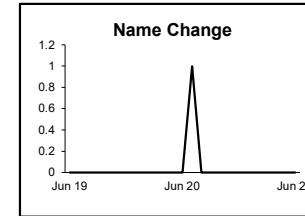
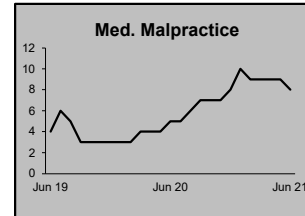
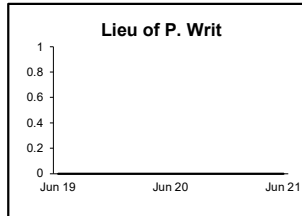
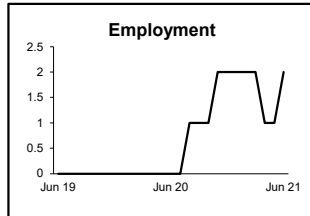
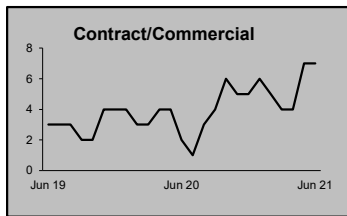
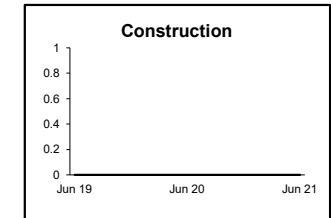
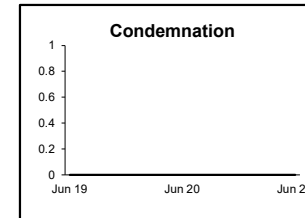
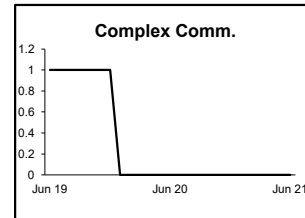
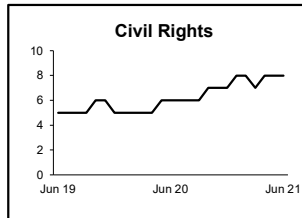
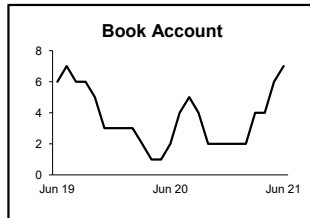
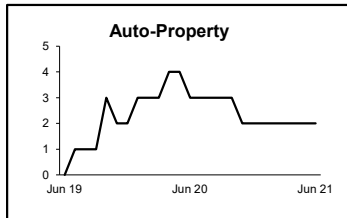
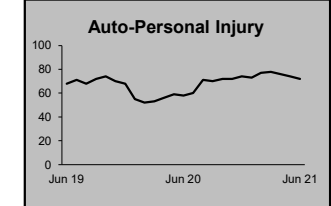
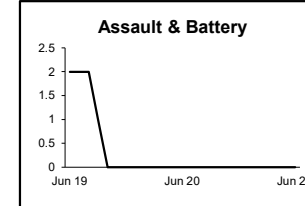
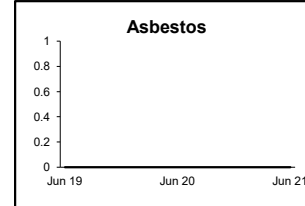

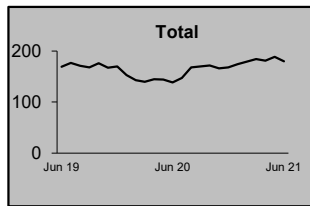
	Trial			Summary					Total	Percent resolved by					
	Jury	Nonjury	Total	Judgment	Settlement	Default Judgment	Dismiss	Other		Trial	Sum Jud	Settle	Default J	Dismiss	Other
Act on Neg Inst	0	0	0	0	0	0	0	0	0	0%	0%	0%	0%	0%	0%
Asbestos	0	0	0	0	0	0	0	0	0	0%	0%	0%	0%	0%	0%
Assault & Bat	0	0	0	0	0	1	0	0	1	0%	0%	0%	100%	0%	0%
Auto - Pers Inj	1	0	1	2	62	1	186	6	258	0%	1%	24%	0%	72%	2%
Auto - Property	0	0	0	0	5	6	4	0	15	0%	0%	33%	40%	27%	0%
Book Account	0	0	0	6	12	41	44	2	105	0%	6%	11%	39%	42%	2%
Civil Rights	0	0	0	0	0	0	7	3	10	0%	0%	0%	0%	70%	30%
Complex Commer	0	0	0	0	0	0	0	1	1	0%	0%	0%	0%	0%	100%
Condemnation	0	0	0	0	0	0	0	3	3	0%	0%	0%	0%	0%	100%
Construction	0	0	0	0	1	0	5	1	7	0%	0%	14%	0%	71%	14%
Contract/Commer	0	0	0	1	8	29	53	5	96	0%	1%	8%	30%	55%	5%
Employment	0	0	0	1	0	0	1	0	2	0%	50%	0%	0%	50%	0%
Lieu of P. Writ	0	0	0	0	2	0	2	2	6	0%	0%	33%	0%	33%	33%
Medical Malprac	0	0	0	0	2	0	2	2	6	0%	0%	33%	0%	33%	33%
Name Change	0	0	0	0	0	0	6	28	34	0%	0%	0%	0%	18%	82%
Other Insurance	0	0	0	1	1	0	2	0	4	0%	25%	25%	0%	50%	0%
Other MCL	0	0	0	0	0	0	0	0	0	0%	0%	0%	0%	0%	0%
Other Track 1	0	0	0	1	10	2	35	12	60	0%	2%	17%	3%	58%	20%
Other Track 3	0	0	0	1	14	1	26	5	47	0%	2%	30%	2%	55%	11%
Other Track 4	0	0	0	0	0	2	1	0	3	0%	0%	0%	67%	33%	0%
Personal Injury	0	0	0	1	29	1	76	10	117	0%	1%	25%	1%	65%	9%
Prod Liability	0	0	0	0	1	0	1	1	3	0%	0%	33%	0%	33%	33%
Prof Malpractic	0	0	0	0	2	0	3	1	6	0%	0%	33%	0%	50%	17%
PIP Coverage	0	0	0	0	0	0	2	0	2	0%	0%	0%	0%	100%	0%
Real Property	0	0	0	1	0	0	5	1	7	0%	14%	0%	0%	71%	14%
Tort Other	0	0	0	2	2	1	14	3	22	0%	9%	9%	5%	64%	14%
Toxic Tort	0	0	0	0	0	0	0	0	0	0%	0%	0%	0%	0%	0%
UM/UIM Bod Inj	1	0	1	0	8	1	12	0	22	5%	0%	36%	5%	55%	0%
Total	2	0	2	17	159	86	487	86	837	0%	2%	19%	10%	58%	10%



NOTE: Some Multicounty Litigation (MCL) cases were transferred in November 2014: Atlantic to Bergen = 8,935; Atlantic to Middlesex = 4,070.

**CIVIL BACKLOG BY CASETYPE
JUNE 2021
CUMBERLAND**

	Total	Backlog	% chg
Jun 19	169		
Jun 20	139		-18%
Jun 21	180		29%



1) Casetypes with the state's largest backlogs are highlighted.

2) Some Multicounty Litigation (MCL) cases were transferred in November 2014: Atlantic to Bergen = 8,935; Atlantic to Middlesex = 4,070.

**CIVIL CASELOAD SUMMARY BY CASETYPE
JULY 2020 - JUNE 2021
ESSEX**

	Filings			Resolutions			Clearance		Backlog			Backlog Percent		Backlog Per 100 Monthly Filings		Active Pending		
	Jul 2019 to Jun 2020	Jul 2020 to Jun 2021	percent change	Jul 2019 to Jun 2020	Jul 2020 to Jun 2021	percent change	Jul 2020 - Jun 2021		Jun 2020	Jun 2021	percent change	Jun 2020	Jun 2021	Jun 2020	Jun 2021	Jun 2020	Jun 2021	percent change
							number	percent										
Act on Neg Inst	41	40	-2%	48	39	-19%	-1	98%	5	9	80%	14%	25%	146	270	35	36	3%
Asbestos	0	0	0%	0	0	0%	0	100%	0	0	0%	0%	0%	0	0	0	0	0%
Assault & Bat	26	67	158%	16	25	56%	-42	37%	5	7	40%	11%	7%	231	125	46	94	104%
Auto - Pers Inj	4,694	4,546	-3%	3,726	4,234	14%	-312	93%	1,665	2,288	37%	25%	33%	426	604	6,698	7,030	5%
Auto - Property	149	128	-14%	94	144	53%	16	113%	9	22	144%	7%	20%	72	206	123	108	-12%
Book Account	740	1,309	77%	669	880	32%	-429	67%	70	81	16%	14%	9%	114	74	505	932	85%
Civil Rights	49	44	-10%	48	47	-2%	3	107%	18	20	11%	31%	36%	441	545	59	56	-5%
Complex Comme	33	51	55%	30	24	-20%	-27	47%	28	44	57%	39%	44%	1,018	1,035	72	101	40%
Condemnation	4	1	-75%	2	6	200%	5	600%	5	3	-40%	45%	50%	1,500	3,600	11	6	-45%
Construction	89	59	-34%	60	59	-2%	0	100%	63	96	52%	38%	59%	849	1,953	165	164	-1%
Contract/Comme	740	869	17%	688	751	9%	-118	86%	106	201	90%	15%	25%	172	278	686	806	17%
Employment	30	24	-20%	28	21	-25%	-3	88%	11	19	73%	28%	45%	440	950	40	42	5%
Lieu of P. Writ	29	32	10%	31	25	-19%	-7	78%	9	25	178%	18%	44%	372	938	49	57	16%
Medical Malprac	147	132	-10%	104	101	-3%	-31	77%	133	202	52%	36%	50%	1,086	1,836	369	401	9%
Name Change	187	240	28%	186	231	24%	-9	96%	1	0	-100%	2%	0%	6	0	60	69	15%
Other Insurance	90	69	-23%	81	65	-20%	-4	94%	19	36	89%	24%	46%	253	626	78	79	1%
Other MCL	1	1	0%	0	0	0%	-1	0%	0	0	0%	0%	0%	0	0	0	0	0%
Other Track 1	363	389	7%	311	353	14%	-36	91%	62	83	34%	22%	26%	205	256	285	314	10%
Other Track 3	221	256	16%	221	193	-13%	-63	75%	85	128	51%	25%	31%	462	600	343	410	20%
Other Track 4	36	28	-22%	33	31	-6%	3	111%	29	29	0%	45%	46%	967	1,243	65	63	-3%
Personal Injury	1,644	1,567	-5%	1,318	1,367	4%	-200	87%	702	992	41%	27%	36%	512	760	2,556	2,759	8%
Prod Liability	26	27	4%	37	21	-43%	-6	78%	12	22	83%	27%	42%	554	978	44	52	18%
Prof Malpractic	56	48	-14%	54	45	-17%	-3	94%	42	54	29%	38%	44%	900	1,350	112	124	11%
PIP Coverage	30	29	-3%	23	26	13%	-3	90%	3	5	67%	15%	22%	120	207	20	23	15%
Real Property	48	52	8%	50	54	8%	2	104%	13	11	-15%	33%	30%	325	254	40	37	-8%
Tort Other	206	258	25%	160	193	21%	-65	75%	53	93	75%	22%	30%	309	433	246	308	25%
Toxic Tort	2	4	100%	4	5	25%	1	125%	7	9	29%	50%	69%	4,200	2,700	14	13	-7%
UM/UIM Bod Inj	267	243	-9%	231	256	11%	13	105%	115	123	7%	31%	34%	517	607	374	363	-3%
Total	9,948	10,513	6%	8,253	9,196	11%	-1317	87%	3,270	4,602	41%	25%	32%	394	525	13,095	14,447	10%

NOTE: Some Multicounty Litigation (MCL) cases were transferred in November 2014: Atlantic to Bergen = 8,935; Atlantic to Middlesex = 4,070.

CIVIL BACKLOG SUMMARY BY CASETYPE

June 2021

ESSEX

	Cases in Backlog															
	Track 1					Track 2				Track 3			Track 4			Total Backlog
	12 to 18 months	18 to 24 months	24 to 36 months	over 36 months	Total Track 1	18 to 24 months	24 to 36 months	over 36 months	Total Track 2	24 to 36 months	over 36 months	Total Track 3	24 to 36 months	over 36 months	Total Track 4	
Act on Neg Inst	5	0	4	0	9	0	0	0	0	0	0	0	0	0	0	9
Asbestos	0	0	0	0	0	0	0	0	0	0	0	0	0	0	0	0
Assault & Bat	0	0	0	0	0	0	0	0	0	4	3	7	0	0	0	7
Auto - Pers Inj	0	0	1	0	1	879	933	475	2,287	0	0	0	0	0	0	2,288
Auto - Property	0	0	0	0	0	9	11	2	22	0	0	0	0	0	0	22
Book Account	23	26	23	7	79	0	1	0	1	0	0	0	1	0	1	81
Civil Rights	0	0	0	0	0	0	0	0	0	7	13	20	0	0	0	20
Complex Comme	0	0	0	0	0	0	0	0	0	0	0	0	19	25	44	44
Condemnation	0	0	0	0	0	0	0	0	0	2	1	3	0	0	0	3
Construction	0	0	0	0	0	21	35	35	91	0	1	1	4	0	4	96
Contract/Comme	0	0	0	0	0	74	83	43	200	0	0	0	1	0	1	201
Employment	0	0	0	0	0	8	3	8	19	0	0	0	0	0	0	19
Lieu of P. Writ	0	0	0	0	0	0	0	0	0	0	0	0	17	8	25	25
Medical Malprac	0	0	0	0	0	0	0	0	0	94	108	202	0	0	0	202
Name Change	0	0	0	0	0	0	0	0	0	0	0	0	0	0	0	0
Other Insurance	10	10	6	9	35	0	0	0	0	0	0	0	1	0	1	36
Other Mass Tort	0	0	0	0	0	0	0	0	0	0	0	0	0	0	0	0
Other Track 1	29	15	26	6	76	0	4	0	4	2	1	3	0	0	0	83
Other Track 3	0	0	0	0	0	0	0	0	0	65	63	128	0	0	0	128
Other Track 4	0	0	0	0	0	0	0	0	0	0	0	0	8	21	29	29
Personal Injury	0	0	0	0	0	335	419	231	985	6	1	7	0	0	0	992
Prod Liability	0	0	0	0	0	0	0	0	0	13	9	22	0	0	0	22
Prof Malpractic	0	0	0	0	0	0	1	0	1	24	29	53	0	0	0	54
PIP Coverage	2	1	1	1	5	0	0	0	0	0	0	0	0	0	0	5
Real Property	1	4	3	3	11	0	0	0	0	0	0	0	0	0	0	11
Tort Other	0	0	0	0	0	34	40	19	93	0	0	0	0	0	0	93
Toxic Tort	0	0	0	0	0	0	0	0	0	4	5	9	0	0	0	9
UM/UIM Bod Inj	0	0	0	0	0	42	48	32	122	0	1	1	0	0	0	123
Total	70	56	64	26	216	1,402	1,578	845	3,825	221	235	456	51	54	105	4,602

NOTE: Some Multicounty Litigation (MCL) cases were transferred in November 2014: Atlantic to Bergen = 8,935; Atlantic to Middlesex = 4,070.

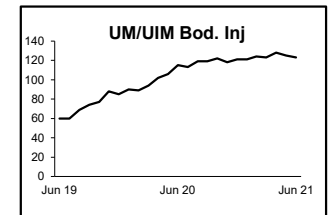
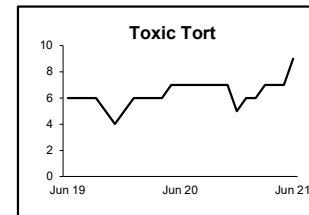
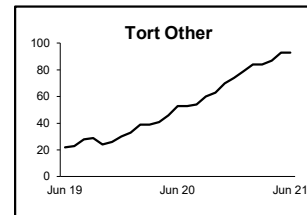
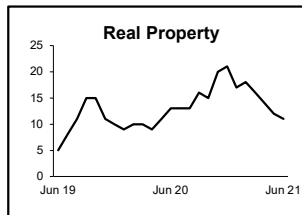
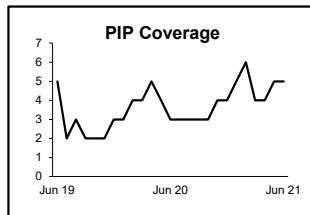
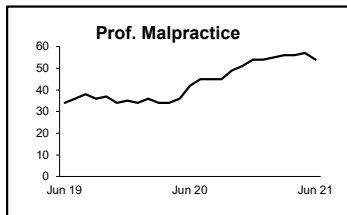
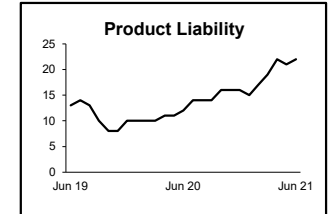
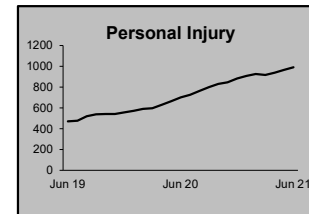
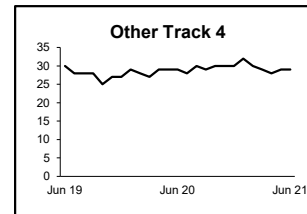
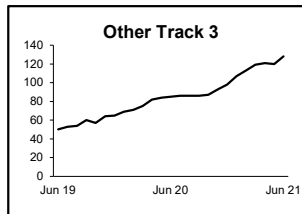
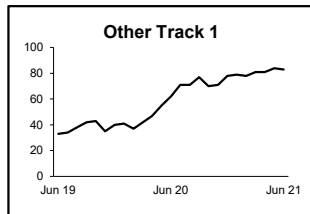
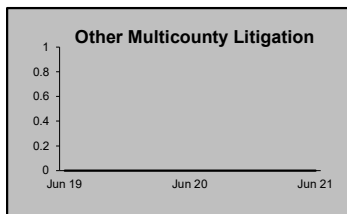
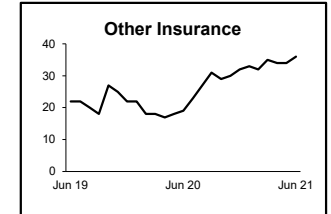
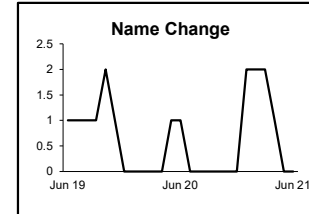
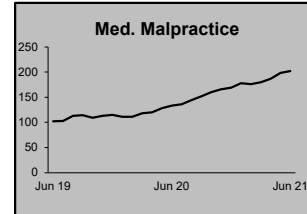
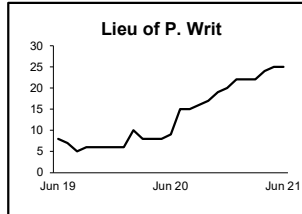
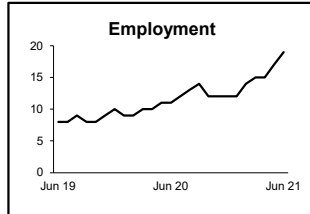
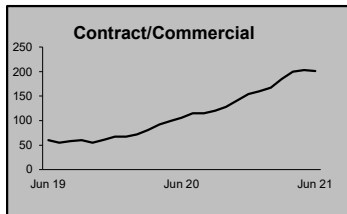
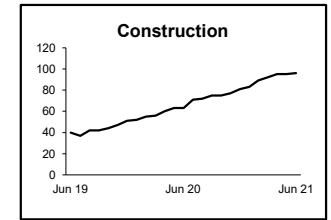
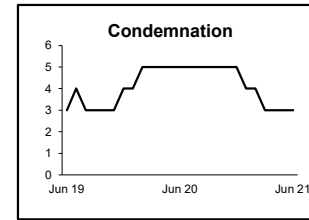
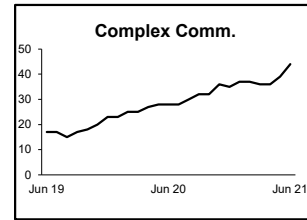
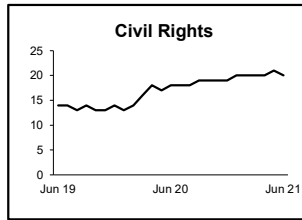
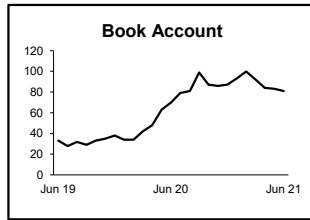
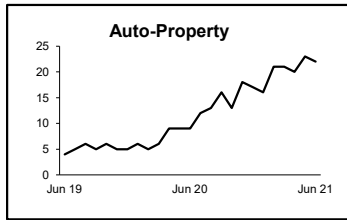
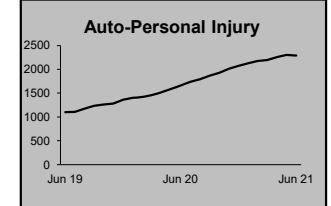
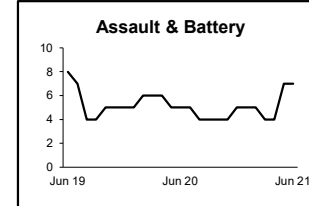
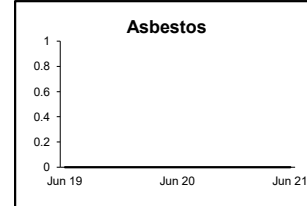
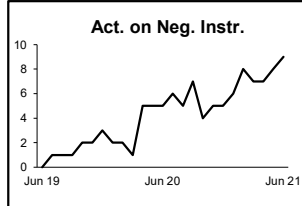
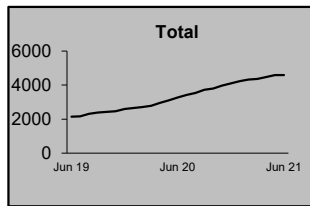
CIVIL RESOLUTION SUMMARY BY CASETYPE
JULY 2020 - JUNE 2021
ESSEX

	Trial			Summary					Total	Percent resolved by						Monthly Resolutions
	Jury	Nonjury	Total	Judgment	Settlement	Default Judgment	Dismiss	Other		Trial	Sum Jud	Settle	Default J	Dismiss	Other	
Act on Neg Inst	0	0	0	4	2	8	25	0	39	0%	10%	5%	21%	64%	0%	
Asbestos	0	0	0	0	0	0	0	0	0	0%	0%	0%	0%	0%	0%	
Assault & Bat	0	0	0	0	1	0	19	5	25	0%	0%	4%	0%	76%	20%	
Auto - Pers Inj	3	0	3	37	646	15	3,368	165	4,234	0%	1%	15%	0%	80%	4%	
Auto - Property	0	0	0	11	17	30	86	0	144	0%	8%	12%	21%	60%	0%	
Book Account	0	0	0	57	87	211	519	6	880	0%	6%	10%	24%	59%	1%	
Civil Rights	0	0	0	1	1	0	33	12	47	0%	2%	2%	0%	70%	26%	
Complex Commer	0	0	0	0	0	1	18	5	24	0%	0%	0%	4%	75%	21%	
Condemnation	0	0	0	0	2	0	4	0	6	0%	0%	33%	0%	67%	0%	
Construction	0	0	0	5	6	3	45	0	59	0%	8%	10%	5%	76%	0%	
Contract/Commer	0	0	0	80	63	90	496	22	751	0%	11%	8%	12%	66%	3%	
Employment	0	0	0	1	2	0	16	2	21	0%	5%	10%	0%	76%	10%	
Lieu of P. Writ	0	0	0	0	1	1	23	0	25	0%	0%	4%	4%	92%	0%	
Medical Malprac	0	0	0	0	10	1	82	8	101	0%	0%	10%	1%	81%	8%	
Name Change	0	0	0	0	0	0	32	199	231	0%	0%	0%	0%	14%	86%	
Other Insurance	0	0	0	2	4	0	51	8	65	0%	3%	6%	0%	78%	12%	
Other MCL	0	0	0	0	0	0	0	0	0	0%	0%	0%	0%	0%	0%	
Other Track 1	0	0	0	35	32	14	254	18	353	0%	10%	9%	4%	72%	5%	
Other Track 3	0	0	0	1	27	0	139	26	193	0%	1%	14%	0%	72%	13%	
Other Track 4	0	0	0	9	5	1	16	0	31	0%	29%	16%	3%	52%	0%	
Personal Injury	1	0	1	34	239	3	1,010	80	1,367	0%	2%	17%	0%	74%	6%	
Prod Liability	0	0	0	1	0	1	16	3	21	0%	5%	0%	5%	76%	14%	
Prof Malpractic	0	0	0	0	8	0	36	1	45	0%	0%	18%	0%	80%	2%	
PIP Coverage	0	0	0	1	1	0	24	0	26	0%	4%	4%	0%	92%	0%	
Real Property	0	0	0	3	4	2	43	2	54	0%	6%	7%	4%	80%	4%	
Tort Other	0	0	0	11	17	7	149	9	193	0%	6%	9%	4%	77%	5%	
Toxic Tort	0	0	0	0	1	0	4	0	5	0%	0%	20%	0%	80%	0%	
UM/UIM Bod Inj	0	0	0	2	34	4	209	7	256	0%	1%	13%	2%	82%	3%	
Total	4	0	4	295	1,210	392	6,717	578	9,196	0%	3%	13%	4%	73%	6%	

NOTE: Some Multicounty Litigation (MCL) cases were transferred in November 2014: Atlantic to Bergen = 8,935; Atlantic to Middlesex = 4,070.

**CIVIL BACKLOG BY CASETYPE
JUNE 2021
ESSEX**

	Total	Backlog	% chg
Jun 19		2,146	
Jun 20		3,270	52%
Jun 21		4,602	41%



1) Casetypes with the state's largest backlogs are highlighted.

2) Some Multicounty Litigation (MCL) cases were transferred in November 2014: Atlantic to Bergen = 8,935; Atlantic to Middlesex = 4,070.

**CIVIL CASELOAD SUMMARY BY CASETYPE
JULY 2020 - JUNE 2021
GLOUCESTER**

	Filings			Resolutions			Clearance		Backlog			Backlog Percent		Backlog Per 100 Monthly Filings		Active Pending		
	Jul 2019 to Jun 2020	Jul 2020 to Jun 2021	percent change	Jul 2019 to Jun 2020	Jul 2020 to Jun 2021	percent change	Jul 2020 - Jun 2021		Jun 2020	Jun 2021	percent change	Jun 2020	Jun 2021	Jun 2020	Jun 2021	Jun 2020	Jun 2021	percent change
							number	percent										
Act on Neg Inst	4	2	-50%	3	5	67%	3	250%	1	0	-100%	25%	0%	300	0	4	1	-75%
Asbestos	0	0	0%	0	0	0%	0	100%	0	0	0%	0%	0%	0	0	0	0	0%
Assault & Bat	1	3	200%	4	3	-25%	0	100%	0	0	0%	0%	0%	0	0	1	1	0%
Auto - Pers Inj	428	415	-3%	438	433	-1%	18	104%	85	103	21%	16%	20%	238	298	525	517	-2%
Auto - Property	27	23	-15%	9	29	222%	6	126%	1	1	0%	4%	6%	44	52	24	18	-25%
Book Account	186	211	13%	174	186	7%	-25	88%	2	16	700%	2%	12%	13	91	104	129	24%
Civil Rights	10	11	10%	13	8	-38%	-3	73%	0	1		0%	9%	0	109	8	11	38%
Complex Comme	0	7		1	3	200%	-4	43%	3	3	0%	60%	38%		514	5	8	60%
Condemnation	1	4	300%	0	3		-1	75%	0	0	0%	0%	0%	0	0	1	2	100%
Construction	10	10	0%	8	8	0%	-2	80%	0	4		0%	36%	0	480	11	11	0%
Contract/Comme	207	223	8%	222	208	-6%	-15	93%	10	17	70%	7%	10%	58	91	153	169	10%
Employment	4	8	100%	5	6	20%	-2	75%	0	2		0%	22%	0	300	7	9	29%
Lieu of P. Writ	13	10	-23%	9	14	56%	4	140%	0	0	0%	0%	0%	0	0	13	9	-31%
Medical Malprac	30	25	-17%	23	21	-9%	-4	84%	10	20	100%	19%	34%	400	960	54	59	9%
Name Change	46	57	24%	52	48	-8%	-9	84%	0	0	0%	0%	0%	0	0	4	13	225%
Other Insurance	11	15	36%	7	11	57%	-4	73%	1	2	100%	13%	17%	109	160	8	12	50%
Other MCL	0	0	0%	0	0	0%	0	100%	0	0	0%	0%	0%	0	0	0	0	0%
Other Track 1	127	145	14%	104	140	35%	-5	97%	8	9	13%	12%	13%	76	74	65	68	5%
Other Track 3	85	80	-6%	56	72	29%	-8	90%	4	10	150%	5%	11%	56	150	86	95	10%
Other Track 4	5	10	100%	8	9	13%	-1	90%	13	15	15%	57%	65%	3,120	1,800	23	23	0%
Personal Injury	221	188	-15%	201	213	6%	25	113%	48	56	17%	18%	23%	261	357	269	241	-10%
Prod Liability	5	6	20%	3	7	133%	1	117%	1	1	0%	14%	17%	240	200	7	6	-14%
Prof Malpractic	22	10	-55%	10	12	20%	2	120%	4	7	75%	13%	21%	218	840	30	34	13%
PIP Coverage	8	4	-50%	6	7	17%	3	175%	1	1	0%	20%	50%	150	300	5	2	-60%
Real Property	8	10	25%	12	5	-58%	-5	50%	0	0	0%	0%	0%	0	0	1	6	500%
Tort Other	44	39	-11%	33	38	15%	-1	97%	1	3	200%	3%	8%	27	92	40	39	-3%
Toxic Tort	1	1	0%	12	0	-100%	-1	0%	0	0	0%	0%	0%	0	0	0	1	
UM/UIIM Bod Inj	56	37	-34%	49	41	-16%	4	111%	8	12	50%	14%	22%	171	389	57	54	-5%
Total	1,560	1,554	0%	1,462	1,530	5%	-24	98%	201	283	41%	13%	18%	155	219	1,505	1,538	2%

NOTE: Some Multicounty Litigation (MCL) cases were transferred in November 2014: Atlantic to Bergen = 8,935; Atlantic to Middlesex = 4,070.

CIVIL BACKLOG SUMMARY BY CASETYPE

June 2021

GLOUCESTER

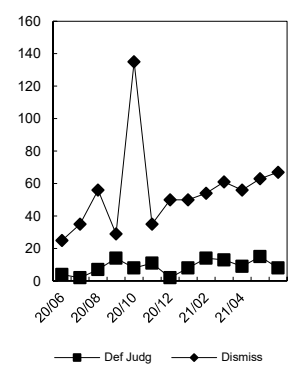
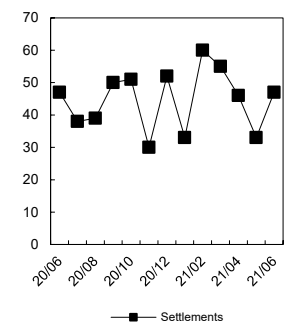
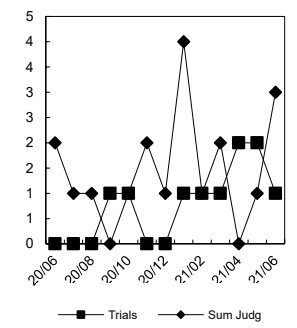
	Cases in Backlog															
	Track 1					Track 2				Track 3			Track 4			Total Backlog
	12 to 18 months	18 to 24 months	24 to 36 months	over 36 months	Total Track 1	18 to 24 months	24 to 36 months	over 36 months	Total Track 2	24 to 36 months	over 36 months	Total Track 3	24 to 36 months	over 36 months	Total Track 4	
Act on Neg Inst	0	0	0	0	0	0	0	0	0	0	0	0	0	0	0	0
Asbestos	0	0	0	0	0	0	0	0	0	0	0	0	0	0	0	0
Assault & Bat	0	0	0	0	0	0	0	0	0	0	0	0	0	0	0	0
Auto - Pers Inj	0	0	0	0	0	54	41	8	103	0	0	0	0	0	0	0
Auto - Property	0	0	0	0	0	1	0	0	1	0	0	0	0	0	0	0
Book Account	8	6	2	0	16	0	0	0	0	0	0	0	0	0	0	0
Civil Rights	0	0	0	0	0	0	0	0	0	1	0	1	0	0	0	0
Complex Comme	0	0	0	0	0	0	0	0	0	0	0	0	2	1	3	3
Condemnation	0	0	0	0	0	0	0	0	0	0	0	0	0	0	0	0
Construction	0	0	0	0	0	4	0	0	4	0	0	0	0	0	0	0
Contract/Comme	0	0	0	0	0	9	7	1	17	0	0	0	0	0	0	0
Employment	0	0	0	0	0	1	1	0	2	0	0	0	0	0	0	0
Lieu of P. Writ	0	0	0	0	0	0	0	0	0	0	0	0	0	0	0	0
Medical Malprac	0	0	0	0	0	0	0	0	0	11	9	20	0	0	0	0
Name Change	0	0	0	0	0	0	0	0	0	0	0	0	0	0	0	0
Other Insurance	1	0	1	0	2	0	0	0	0	0	0	0	0	0	0	0
Other Mass Tort	0	0	0	0	0	0	0	0	0	0	0	0	0	0	0	0
Other Track 1	5	2	0	1	8	1	0	0	1	0	0	0	0	0	0	0
Other Track 3	0	0	0	0	0	0	0	0	0	7	3	10	0	0	0	0
Other Track 4	0	0	0	0	0	0	0	0	0	0	0	0	6	9	15	15
Personal Injury	0	0	0	0	0	35	17	4	56	0	0	0	0	0	0	0
Prod Liability	0	0	0	0	0	0	0	0	0	1	0	1	0	0	0	0
Prof Malpractic	0	0	0	0	0	0	0	0	0	5	2	7	0	0	0	0
PIP Coverage	1	0	0	0	1	0	0	0	0	0	0	0	0	0	0	0
Real Property	0	0	0	0	0	0	0	0	0	0	0	0	0	0	0	0
Tort Other	0	0	0	0	0	3	0	0	3	0	0	0	0	0	0	0
Toxic Tort	0	0	0	0	0	0	0	0	0	0	0	0	0	0	0	0
UM/UIM Bod Inj	0	0	0	0	0	6	6	0	12	0	0	0	0	0	0	0
Total	15	8	3	1	27	114	72	13	199	25	14	39	8	10	18	283

NOTE: Some Multicounty Litigation (MCL) cases were transferred in November 2014: Atlantic to Bergen = 8,935; Atlantic to Middlesex = 4,070.

CIVIL RESOLUTION SUMMARY BY CASETYPE
JULY 2020 - JUNE 2021
GLOUCESTER

	Trial			Summary					Total	Percent resolved by					
	Jury	Nonjury	Total	Judgment	Settlement	Default Judgment	Dismiss	Other		Trial	Sum Jud	Settle	Default J	Dismiss	Other
Act on Neg Inst	0	0	0	0	1	2	2	0	5	0%	0%	20%	40%	40%	0%
Asbestos	0	0	0	0	0	0	0	0	0	0%	0%	0%	0%	0%	0%
Assault & Bat	0	0	0	0	0	0	2	1	3	0%	0%	0%	0%	67%	33%
Auto - Pers Inj	4	0	4	3	202	2	201	21	433	1%	1%	47%	0%	46%	5%
Auto - Property	0	0	0	0	10	10	8	1	29	0%	0%	34%	34%	28%	3%
Book Account	0	0	0	4	40	42	100	0	186	0%	2%	22%	23%	54%	0%
Civil Rights	0	0	0	0	1	0	6	1	8	0%	0%	13%	0%	75%	13%
Complex Commer	0	0	0	1	1	0	0	1	3	0%	33%	33%	0%	0%	33%
Condemnation	0	0	0	0	0	0	0	3	3	0%	0%	0%	0%	0%	100%
Construction	0	0	0	0	1	1	5	1	8	0%	0%	13%	13%	63%	13%
Contract/Commer	0	1	1	3	42	39	112	11	208	0%	1%	20%	19%	54%	5%
Employment	0	0	0	0	3	0	2	1	6	0%	0%	50%	0%	33%	17%
Lieu of P. Writ	0	2	2	1	1	0	10	0	14	14%	7%	7%	0%	71%	0%
Medical Malprac	0	0	0	0	7	0	13	1	21	0%	0%	33%	0%	62%	5%
Name Change	0	0	0	0	0	0	5	43	48	0%	0%	0%	0%	10%	90%
Other Insurance	0	0	0	1	4	0	4	2	11	0%	9%	36%	0%	36%	18%
Other MCL	0	0	0	0	0	0	0	0	0	0%	0%	0%	0%	0%	0%
Other Track 1	0	1	1	1	54	7	41	36	140	1%	1%	39%	5%	29%	26%
Other Track 3	0	0	0	0	24	1	35	12	72	0%	0%	33%	1%	49%	17%
Other Track 4	0	0	0	0	0	2	4	3	9	0%	0%	0%	22%	44%	33%
Personal Injury	1	0	1	1	101	1	83	26	213	0%	0%	47%	0%	39%	12%
Prod Liability	0	0	0	1	0	0	4	2	7	0%	14%	0%	0%	57%	29%
Prof Malpractic	0	0	0	0	9	0	3	0	12	0%	0%	75%	0%	25%	0%
PIP Coverage	0	0	0	1	1	0	5	0	7	0%	14%	14%	0%	71%	0%
Real Property	0	0	0	0	0	0	5	0	5	0%	0%	0%	0%	100%	0%
Tort Other	0	1	1	0	8	4	24	1	38	3%	0%	21%	11%	63%	3%
Toxic Tort	0	0	0	0	0	0	0	0	0	0%	0%	0%	0%	0%	0%
UM/UIM Bod Inj	0	0	0	0	24	0	17	0	41	0%	0%	59%	0%	41%	0%
Total	5	5	10	17	534	111	691	167	1,530	1%	1%	35%	7%	45%	11%

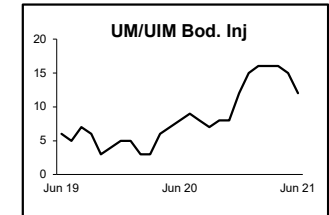
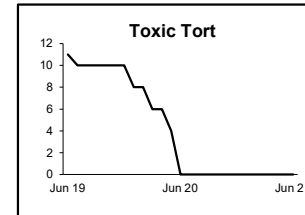
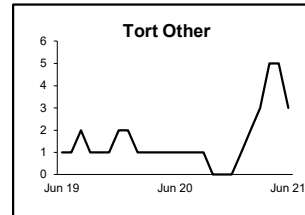
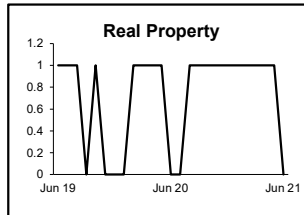
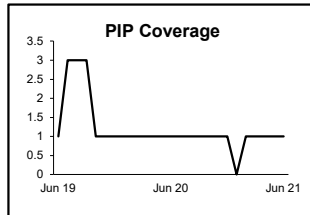
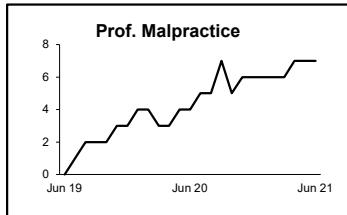
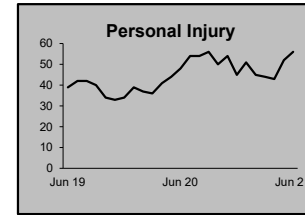
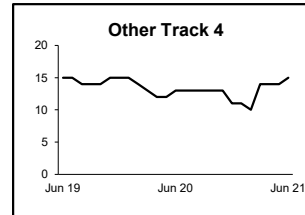
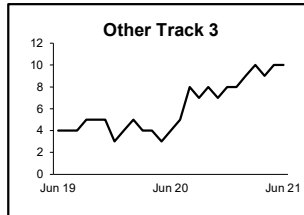
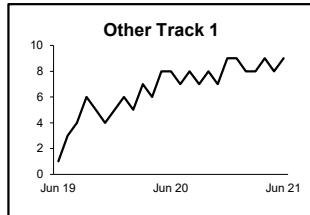
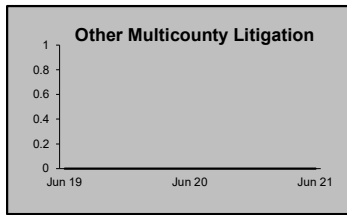
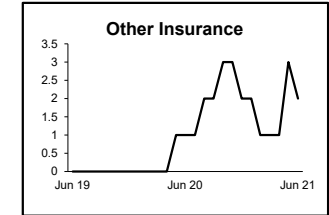

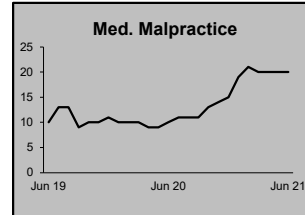
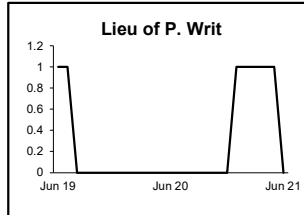
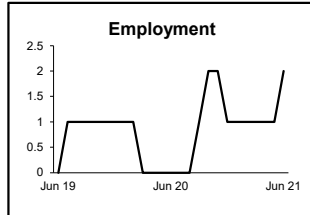
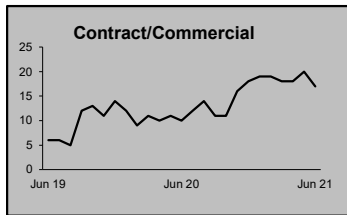
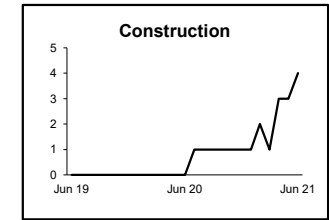
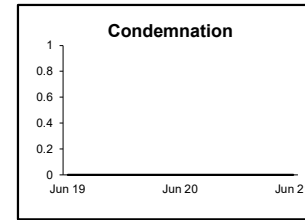
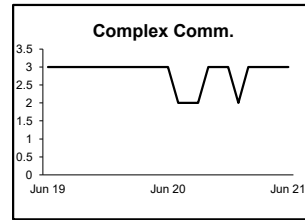
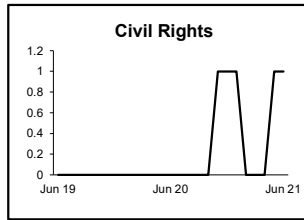
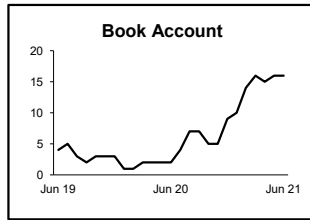
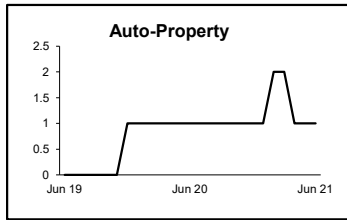
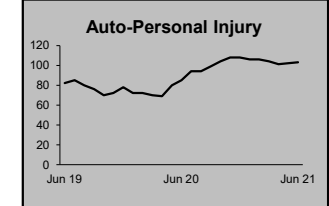
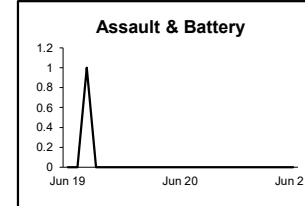
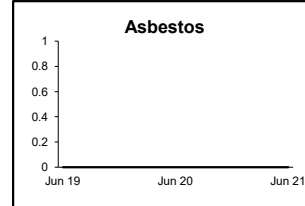
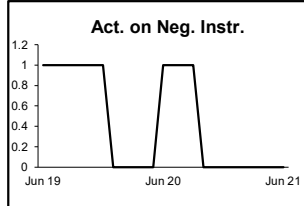
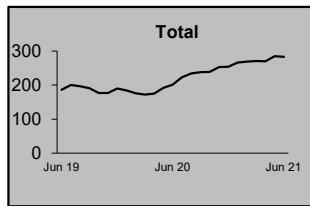
Monthly Resolutions



NOTE: Some Multicounty Litigation (MCL) cases were transferred in November 2014: Atlantic to Bergen = 8,935; Atlantic to Middlesex = 4,070.

**CIVIL BACKLOG BY CASETYPE
JUNE 2021
GLOUCESTER**

	Total	Backlog	% chg
Jun 19	186		
Jun 20	201		8%
Jun 21	283		41%



- 1) Casetypes with the state's largest backlogs are highlighted.
- 2) Some Multicounty Litigation (MCL) cases were transferred in November 2014: Atlantic to Bergen = 8,935; Atlantic to Middlesex = 4,070.

**CIVIL CASELOAD SUMMARY BY CASETYPE
JULY 2020 - JUNE 2021
HUDSON**

	Filings			Resolutions			Clearance		Backlog			Backlog Percent		Backlog Per 100 Monthly Filings		Active Pending		
	Jul 2019 to Jun 2020	Jul 2020 to Jun 2021	percent change	Jul 2019 to Jun 2020	Jul 2020 to Jun 2021	percent change	Jul 2020 - Jun 2021		Jun 2020	Jun 2021	percent change	Jun 2020	Jun 2021	Jun 2020	Jun 2021	Jun 2020	Jun 2021	percent change
							number	percent										
Act on Neg Inst	10	5	-50%	9	10	11%	5	200%	1	1	0%	11%	25%	120	240	9	4	-56%
Asbestos	0	0	0%	0	0	0%	0	100%	0	0	0%	0%	0%	0	0	0	0	0%
Assault & Bat	17	22	29%	12	22	83%	0	100%	3	5	67%	10%	17%	212	273	29	29	0%
Auto - Pers Inj	2,313	2,242	-3%	2,144	2,125	-1%	-117	95%	477	751	57%	17%	25%	247	402	2,864	2,981	4%
Auto - Property	71	80	13%	42	81	93%	1	101%	2	3	50%	3%	5%	34	45	60	59	-2%
Book Account	500	679	36%	411	571	39%	-108	84%	25	23	-8%	8%	6%	60	41	296	401	35%
Civil Rights	11	14	27%	17	10	-41%	-4	71%	3	6	100%	43%	43%	327	514	7	14	100%
Complex Comme	20	18	-10%	17	12	-29%	-6	67%	6	10	67%	27%	36%	360	667	22	28	27%
Condemnation	6	5	-17%	7	2	-71%	-3	40%	2	4	100%	25%	36%	400	960	8	11	38%
Construction	43	27	-37%	37	36	-3%	9	133%	10	18	80%	21%	50%	279	800	47	36	-23%
Contract/Comme	507	654	29%	502	573	14%	-81	88%	58	80	38%	12%	14%	137	147	476	553	16%
Employment	16	17	6%	14	18	29%	1	106%	3	5	67%	19%	33%	225	353	16	15	-6%
Lieu of P. Writ	54	54	0%	56	39	-30%	-15	72%	7	11	57%	15%	18%	156	244	47	61	30%
Medical Malprac	44	47	7%	49	24	-51%	-23	51%	15	27	80%	20%	27%	409	689	76	101	33%
Name Change	117	135	15%	133	118	-11%	-17	87%	0	0	0%	0%	0%	0	0	15	32	113%
Other Insurance	47	35	-26%	27	32	19%	-3	91%	3	10	233%	10%	31%	77	343	30	32	7%
Other MCL	0	0	0%	0	0	0%	0	100%	0	0	0%	0%	0%	0	0	0	0	0%
Other Track 1	204	257	26%	192	176	-8%	-81	68%	15	30	100%	16%	17%	88	140	96	177	84%
Other Track 3	107	113	6%	85	104	22%	-9	92%	11	37	236%	8%	24%	123	393	142	153	8%
Other Track 4	16	19	19%	17	13	-24%	-6	68%	16	19	19%	44%	42%	1,200	1,200	36	45	25%
Personal Injury	819	734	-10%	794	750	-6%	16	102%	247	370	50%	21%	31%	362	605	1,192	1,175	-1%
Prod Liability	11	10	-9%	9	11	22%	1	110%	3	3	0%	19%	19%	327	360	16	16	0%
Prof Malpractic	23	16	-30%	28	17	-39%	1	106%	8	13	63%	23%	30%	417	975	35	43	23%
PIP Coverage	17	22	29%	13	17	31%	-5	77%	3	4	33%	25%	24%	212	218	12	17	42%
Real Property	20	30	50%	25	17	-32%	-13	57%	2	7	250%	22%	32%	120	280	9	22	144%
Tort Other	186	134	-28%	134	164	22%	30	122%	17	59	247%	8%	35%	110	528	202	170	-16%
Toxic Tort	1	1	0%	0	1		0	100%	0	0	0%	0%	0%	0	0	1	1	0%
UM/UIB Bod Inj	101	103	2%	83	107	29%	4	104%	18	36	100%	14%	30%	214	419	126	122	-3%
Total	5,281	5,473	4%	4,857	5,050	4%	-423	92%	955	1,532	60%	16%	24%	217	336	5,869	6,298	7%

NOTE: Some Multicounty Litigation (MCL) cases were transferred in November 2014: Atlantic to Bergen = 8,935; Atlantic to Middlesex = 4,070.

CIVIL BACKLOG SUMMARY BY CASETYPE

June 2021

HUDSON

	Cases in Backlog															
	Track 1					Track 2				Track 3			Track 4			Total Backlog
	12 to 18 months	18 to 24 months	24 to 36 months	over 36 months	Total Track 1	18 to 24 months	24 to 36 months	over 36 months	Total Track 2	24 to 36 months	over 36 months	Total Track 3	24 to 36 months	over 36 months	Total Track 4	
Act on Neg Inst	0	0	1	0	1	0	0	0	0	0	0	0	0	0	0	1
Asbestos	0	0	0	0	0	0	0	0	0	0	0	0	0	0	0	0
Assault & Bat	0	0	0	0	0	0	0	0	0	4	1	5	0	0	0	5
Auto - Pers Inj	0	0	0	0	0	327	359	65	751	0	0	0	0	0	0	751
Auto - Property	0	0	0	0	0	1	2	0	3	0	0	0	0	0	0	3
Book Account	13	7	1	1	22	0	0	0	0	0	0	0	1	0	1	23
Civil Rights	0	0	0	0	0	0	0	0	0	2	4	6	0	0	0	6
Complex Comme	0	0	0	0	0	0	0	0	0	0	0	0	6	4	10	10
Condemnation	0	0	0	0	0	0	0	0	0	2	2	4	0	0	0	4
Construction	0	0	0	0	0	9	7	2	18	0	0	0	0	0	0	18
Contract/Comme	0	0	0	0	0	29	44	7	80	0	0	0	0	0	0	80
Employment	0	0	0	0	0	0	3	2	5	0	0	0	0	0	0	5
Lieu of P. Writ	0	0	0	0	0	0	0	0	0	0	0	0	2	9	11	11
Medical Malprac	0	0	0	0	0	0	0	0	0	18	9	27	0	0	0	27
Name Change	0	0	0	0	0	0	0	0	0	0	0	0	0	0	0	0
Other Insurance	6	3	1	0	10	0	0	0	0	0	0	0	0	0	0	10
Other Mass Tort	0	0	0	0	0	0	0	0	0	0	0	0	0	0	0	0
Other Track 1	12	9	6	2	29	0	0	1	1	0	0	0	0	0	0	30
Other Track 3	0	0	0	0	0	0	0	0	0	29	8	37	0	0	0	37
Other Track 4	0	0	0	0	0	0	0	0	0	0	0	0	8	11	19	19
Personal Injury	0	1	0	0	1	144	163	62	369	0	0	0	0	0	0	370
Prod Liability	0	0	0	0	0	0	0	0	0	2	1	3	0	0	0	3
Prof Malpractic	0	0	0	0	0	0	0	0	0	5	8	13	0	0	0	13
PIP Coverage	2	0	1	1	4	0	0	0	0	0	0	0	0	0	0	4
Real Property	5	0	2	0	7	0	0	0	0	0	0	0	0	0	0	7
Tort Other	0	0	0	0	0	27	29	3	59	0	0	0	0	0	0	59
Toxic Tort	0	0	0	0	0	0	0	0	0	0	0	0	0	0	0	0
UM/UIM Bod Inj	0	0	0	0	0	17	16	3	36	0	0	0	0	0	0	36
Total	38	20	12	4	74	554	623	145	1,322	62	33	95	17	24	41	1,532

NOTE: Some Multicounty Litigation (MCL) cases were transferred in November 2014: Atlantic to Bergen = 8,935; Atlantic to Middlesex = 4,070.

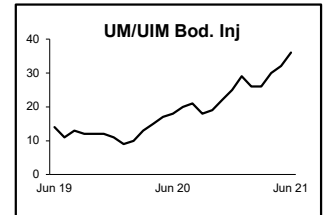
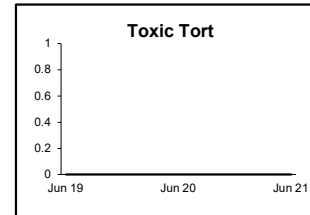
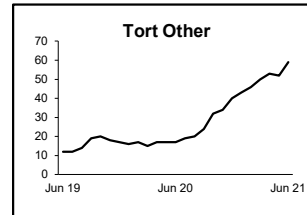
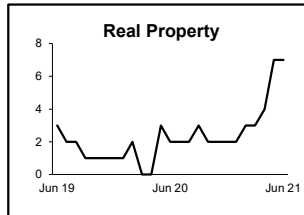
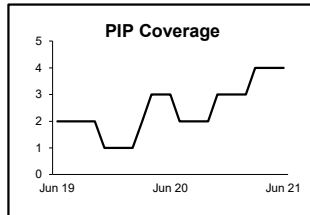
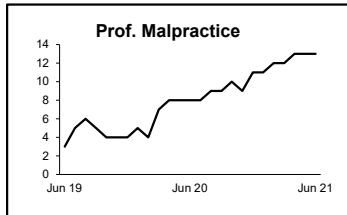
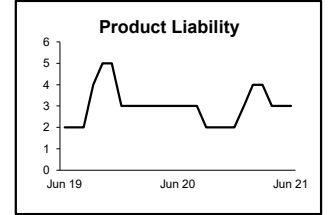
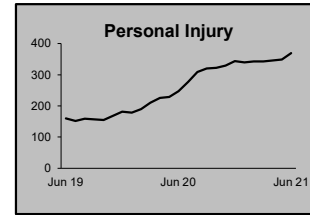
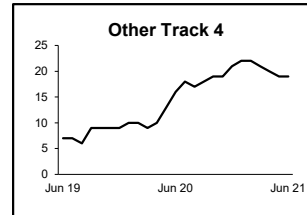
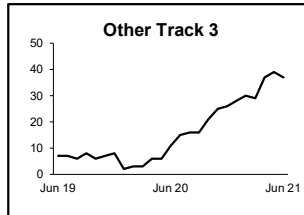
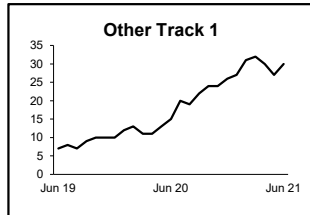
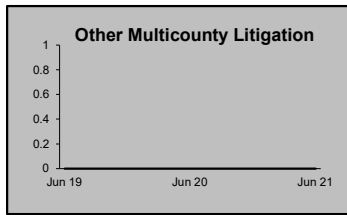
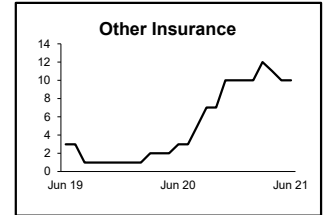

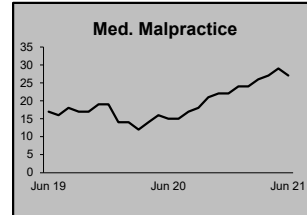
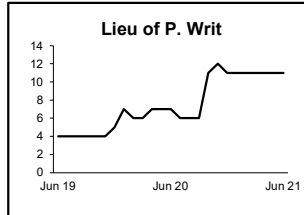
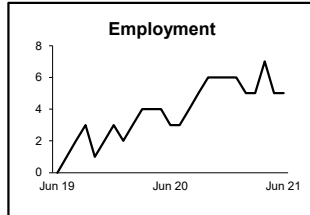
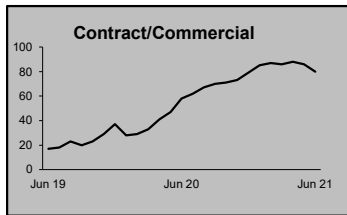
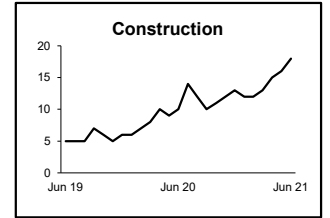
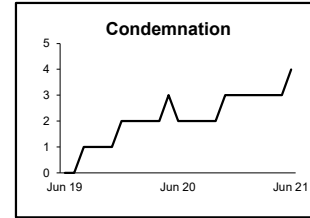
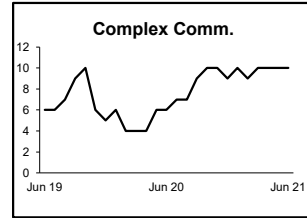
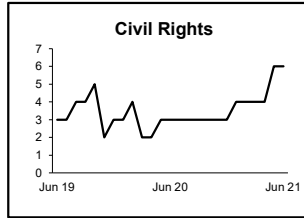
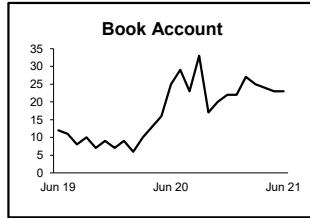
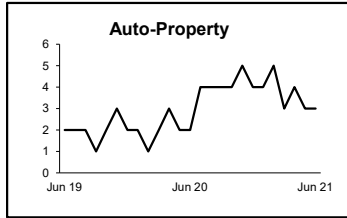
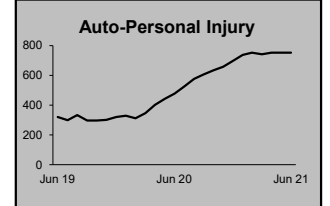
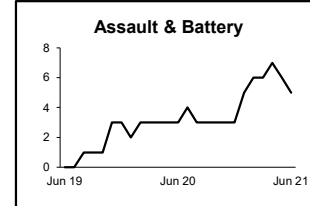
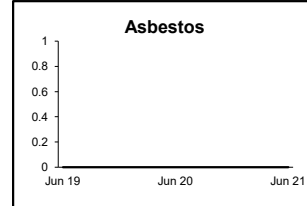
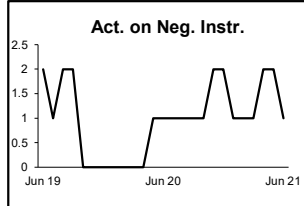
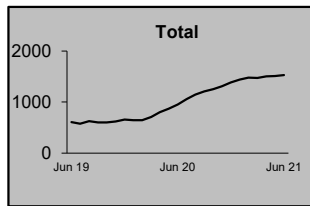
CIVIL RESOLUTION SUMMARY BY CASETYPE
JULY 2020 - JUNE 2021
HUDSON

	Trial			Summary					Total	Percent resolved by						Monthly Resolutions
	Jury	Nonjury	Total	Judgment	Settlement	Default Judgment	Dismiss	Other		Trial	Sum Jud	Settle	Default J	Dismiss	Other	
Act on Neg Inst	0	0	0	0	4	3	3	0	10	0%	0%	40%	30%	30%	0%	
Asbestos	0	0	0	0	0	0	0	0	0	0%	0%	0%	0%	0%	0%	
Assault & Bat	0	0	0	0	9	1	9	3	22	0%	0%	41%	5%	41%	14%	
Auto - Pers Inj	7	0	7	18	1,348	17	659	76	2,125	0%	1%	63%	1%	31%	4%	
Auto - Property	0	0	0	1	24	26	28	2	81	0%	1%	30%	32%	35%	2%	
Book Account	0	0	0	9	193	144	220	5	571	0%	2%	34%	25%	39%	1%	
Civil Rights	0	0	0	0	1	0	5	4	10	0%	0%	10%	0%	50%	40%	
Complex Commer	0	0	0	0	7	1	1	3	12	0%	0%	58%	8%	8%	25%	
Condemnation	0	0	0	0	0	0	0	2	2	0%	0%	0%	0%	0%	100%	
Construction	0	1	1	0	19	2	13	1	36	3%	0%	53%	6%	36%	3%	
Contract/Commer	0	4	4	22	184	97	244	22	573	1%	4%	32%	17%	43%	4%	
Employment	0	1	1	0	6	1	4	6	18	6%	0%	33%	6%	22%	33%	
Lieu of P. Writ	0	6	6	0	17	0	11	5	39	15%	0%	44%	0%	28%	13%	
Medical Malprac	0	0	0	0	13	0	10	1	24	0%	0%	54%	0%	42%	4%	
Name Change	0	0	0	0	0	0	0	118	118	0%	0%	0%	0%	0%	100%	
Other Insurance	0	0	0	1	22	1	6	2	32	0%	3%	69%	3%	19%	6%	
Other MCL	0	0	0	0	0	0	0	0	0	0%	0%	0%	0%	0%	0%	
Other Track 1	0	0	0	0	64	11	29	72	176	0%	0%	36%	6%	16%	41%	
Other Track 3	0	0	0	4	71	1	17	11	104	0%	4%	68%	1%	16%	11%	
Other Track 4	0	0	0	0	8	3	2	0	13	0%	0%	62%	23%	15%	0%	
Personal Injury	0	0	0	23	443	12	229	43	750	0%	3%	59%	2%	31%	6%	
Prod Liability	0	0	0	0	7	0	3	1	11	0%	0%	64%	0%	27%	9%	
Prof Malpractic	0	0	0	0	10	0	6	1	17	0%	0%	59%	0%	35%	6%	
PIP Coverage	0	0	0	0	9	0	6	2	17	0%	0%	53%	0%	35%	12%	
Real Property	0	0	0	0	7	2	3	5	17	0%	0%	41%	12%	18%	29%	
Tort Other	0	0	0	8	45	22	79	10	164	0%	5%	27%	13%	48%	6%	
Toxic Tort	0	0	0	0	1	0	0	0	1	0%	0%	100%	0%	0%	0%	
UM/UIM Bod Inj	0	0	0	0	68	1	35	3	107	0%	0%	64%	1%	33%	3%	
Total	7	12	19	86	2,580	345	1,622	398	5,050	0%	2%	51%	7%	32%	8%	

NOTE: Some Multicounty Litigation (MCL) cases were transferred in November 2014: Atlantic to Bergen = 8,935; Atlantic to Middlesex = 4,070.

**CIVIL BACKLOG BY CASETYPE
JUNE 2021
HUDSON**

	Total	Backlog	% chg
Jun 19	607		
Jun 20	955		57%
Jun 21	1,532		60%



1) Casetypes with the state's largest backlogs are highlighted.

2) Some Multicounty Litigation (MCL) cases were transferred in November 2014: Atlantic to Bergen = 8,935; Atlantic to Middlesex = 4,070.

**CIVIL CASELOAD SUMMARY BY CASETYPE
JULY 2020 - JUNE 2021
HUNTERDON**

	Filings			Resolutions			Clearance		Backlog			Backlog Percent		Backlog Per 100 Monthly Filings		Active Pending		
	Jul 2019	Jul 2020	percent change	Jul 2019	Jul 2020	percent change	Jul 2020 - Jun 2021		Jun 2020	Jun 2021	percent change	Jun 2020	Jun 2021	Jun 2020	Jun 2021	percent change		
	to Jun 2020	to Jun 2021		number	percent													
Act on Neg Inst	1	1	0%	0	2		1	200%	0	0	0%	0%	0%	0	0	1	0	-100%
Asbestos	0	0	0%	0	0	0%	0	100%	0	0	0%	0%	0%	0	0	0	0	0%
Assault & Bat	0	3		1	0	-100%	-3	0%	0	1		0%	20%	0	400	1	5	400%
Auto - Pers Inj	77	94	22%	83	73	-12%	-21	78%	22	37	68%	22%	31%	343	472	99	120	21%
Auto - Property	3	8	167%	1	6	500%	-2	75%	0	0	0%	0%	0%	0	0	2	4	100%
Book Account	118	114	-3%	95	107	13%	-7	94%	0	6		0%	10%	0	63	56	61	9%
Civil Rights	1	4	300%	0	18		14	450%	7	1	-86%	41%	33%	8,400	300	17	3	-82%
Complex Comme	6	4	-33%	2	5	150%	1	125%	1	1	0%	17%	17%	200	300	6	6	0%
Condemnation	0	0	0%	0	0	0%	0	100%	0	0	0%	0%	0%	0	0	0	0	0%
Construction	7	3	-57%	6	9	50%	6	300%	2	1	-50%	20%	25%	343	400	10	4	-60%
Contract/Comme	100	101	1%	105	104	-1%	3	103%	6	10	67%	8%	14%	72	119	74	73	-1%
Employment	5	0	-100%	6	2	-67%	2	100%	0	0	0%	0%	0%	0	0	2	0	-100%
Lieu of P. Writ	10	6	-40%	9	11	22%	5	183%	0	1		0%	13%	0	200	13	8	-38%
Medical Malprac	13	12	-8%	8	6	-25%	-6	50%	5	14	180%	20%	44%	462	1,400	25	32	28%
Name Change	31	53	71%	40	35	-13%	-18	66%	0	0	0%	0%	0%	0	0	2	20	900%
Other Insurance	9	13	44%	4	9	125%	-4	69%	1	2	100%	14%	20%	133	185	7	10	43%
Other MCL	0	0	0%	0	0	0%	0	100%	0	0	0%	0%	0%	0	0	0	0	0%
Other Track 1	46	47	2%	41	28	-32%	-19	60%	0	3		0%	11%	0	77	10	28	180%
Other Track 3	12	24	100%	11	14	27%	-10	58%	5	7	40%	24%	23%	500	350	21	31	48%
Other Track 4	2	1	-50%	9	0	-100%	-1	0%	0	3		0%	75%	0	3,600	3	4	33%
Personal Injury	50	46	-8%	40	54	35%	8	117%	15	20	33%	19%	29%	360	522	78	69	-12%
Prod Liability	1	2	100%	1	2	100%	0	100%	0	0	0%	0%	0%	0	0	2	2	0%
Prof Malpractic	4	10	150%	7	8	14%	-2	80%	2	6	200%	18%	40%	600	720	11	15	36%
PIP Coverage	2	12	500%	2	9	350%	-3	75%	0	0	0%	0%	0%	0	0	0	3	
Real Property	4	6	50%	3	2	-33%	-4	33%	0	0	0%	0%	0%	0	0	0	4	
Tort Other	24	17	-29%	17	15	-12%	-2	88%	1	7	600%	5%	35%	50	494	19	20	5%
Toxic Tort	0	1		0	1		0	100%	0	0	0%	0%	0%	0	0	0	0	0%
UM/UIIM Bod Inj	1	8	700%	6	3	-50%	-5	38%	1	1	0%	33%	13%	1,200	150	3	8	167%
Total	527	590	12%	497	523	5%	-67	89%	68	121	78%	15%	23%	155	246	462	530	15%

NOTE: Some Multicounty Litigation (MCL) cases were transferred in November 2014: Atlantic to Bergen = 8,935; Atlantic to Middlesex = 4,070.

CIVIL BACKLOG SUMMARY BY CASETYPE

June 2021

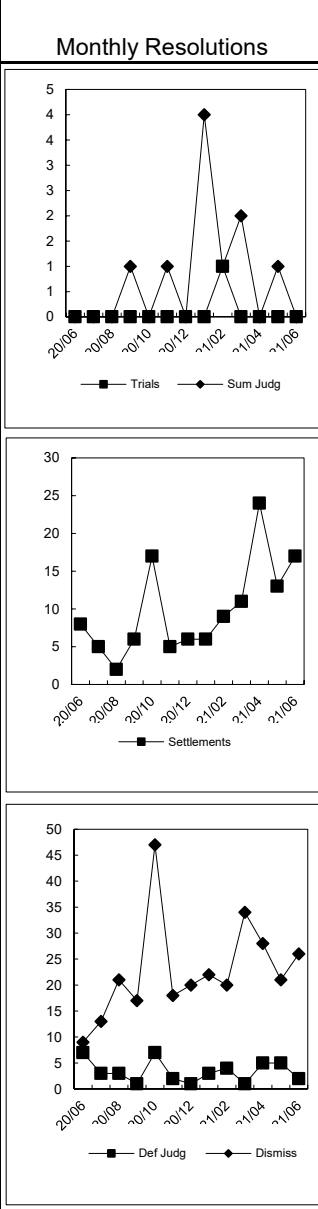
HUNTERDON

	Cases in Backlog															
	Track 1					Track 2				Track 3			Track 4			Total Backlog
	12 to 18 months	18 to 24 months	24 to 36 months	over 36 months	Total Track 1	18 to 24 months	24 to 36 months	over 36 months	Total Track 2	24 to 36 months	over 36 months	Total Track 3	24 to 36 months	over 36 months	Total Track 4	
Act on Neg Inst	0	0	0	0	0	0	0	0	0	0	0	0	0	0	0	0
Asbestos	0	0	0	0	0	0	0	0	0	0	0	0	0	0	0	0
Assault & Bat	0	0	0	0	0	0	0	0	0	1	0	1	0	0	0	1
Auto - Pers Inj	0	0	0	0	0	22	11	4	37	0	0	0	0	0	0	37
Auto - Property	0	0	0	0	0	0	0	0	0	0	0	0	0	0	0	0
Book Account	5	1	0	0	6	0	0	0	0	0	0	0	0	0	0	6
Civil Rights	0	0	0	0	0	0	0	0	0	0	1	1	0	0	0	1
Complex Comme	0	0	0	0	0	0	0	0	0	0	0	0	1	0	1	1
Condemnation	0	0	0	0	0	0	0	0	0	0	0	0	0	0	0	0
Construction	0	0	0	0	0	1	0	0	1	0	0	0	0	0	0	1
Contract/Comme	0	0	0	0	0	3	6	0	9	0	0	0	1	0	1	10
Employment	0	0	0	0	0	0	0	0	0	0	0	0	0	0	0	0
Lieu of P. Writ	0	0	0	0	0	0	0	0	0	0	0	0	1	0	1	1
Medical Malprac	0	0	0	0	0	0	0	0	0	11	3	14	0	0	0	14
Name Change	0	0	0	0	0	0	0	0	0	0	0	0	0	0	0	0
Other Insurance	2	0	0	0	2	0	0	0	0	0	0	0	0	0	0	2
Other Mass Tort	0	0	0	0	0	0	0	0	0	0	0	0	0	0	0	0
Other Track 1	2	1	0	0	3	0	0	0	0	0	0	0	0	0	0	3
Other Track 3	0	0	0	0	0	0	0	0	0	2	5	7	0	0	0	7
Other Track 4	0	0	0	0	0	0	0	0	0	0	0	0	2	1	3	3
Personal Injury	0	0	0	0	0	8	9	3	20	0	0	0	0	0	0	20
Prod Liability	0	0	0	0	0	0	0	0	0	0	0	0	0	0	0	0
Prof Malpractic	0	0	0	0	0	0	0	0	0	5	1	6	0	0	0	6
PIP Coverage	0	0	0	0	0	0	0	0	0	0	0	0	0	0	0	0
Real Property	0	0	0	0	0	0	0	0	0	0	0	0	0	0	0	0
Tort Other	0	0	0	0	0	4	1	1	6	1	0	1	0	0	0	7
Toxic Tort	0	0	0	0	0	0	0	0	0	0	0	0	0	0	0	0
UM/UIM Bod Inj	0	0	0	0	0	1	0	0	1	0	0	0	0	0	0	1
Total	9	2	0	0	11	39	27	8	74	20	10	30	5	1	6	121

NOTE: Some Multicounty Litigation (MCL) cases were transferred in November 2014: Atlantic to Bergen = 8,935; Atlantic to Middlesex = 4,070.

CIVIL RESOLUTION SUMMARY BY CASETYPE
JULY 2020 - JUNE 2021
HUNTERDON

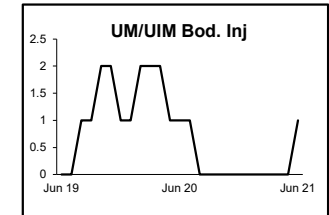
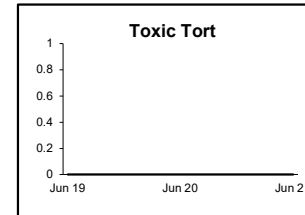
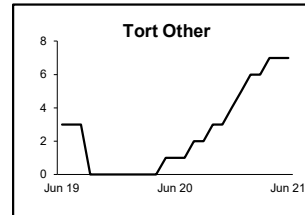
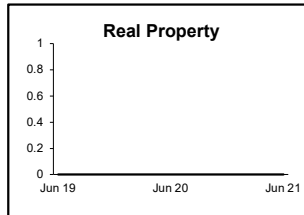
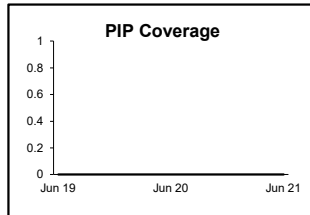
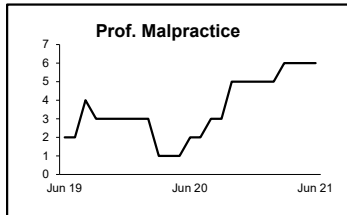
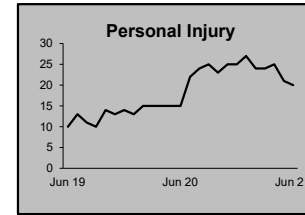
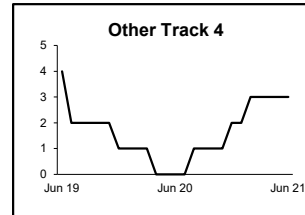
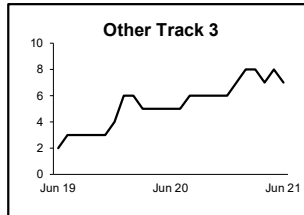
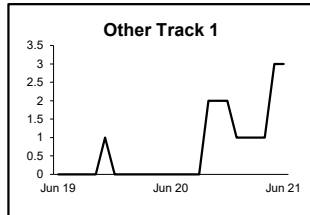
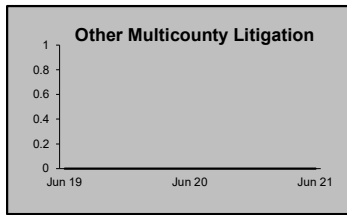
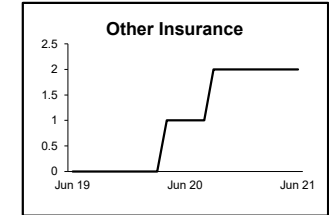
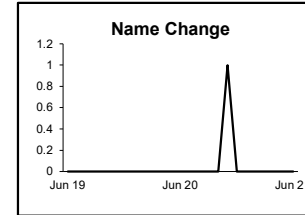
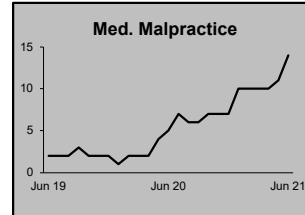
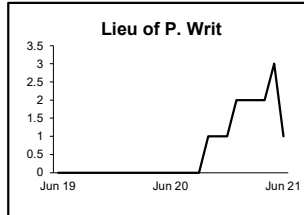
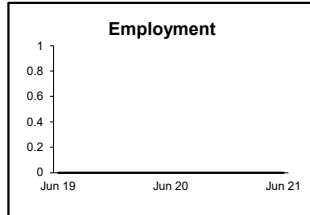
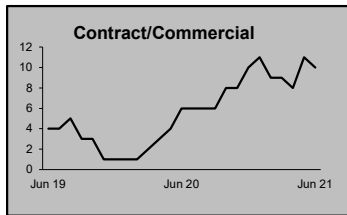
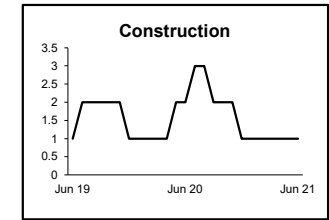
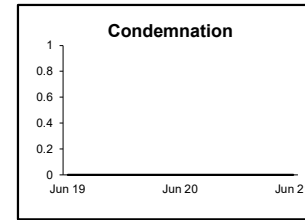
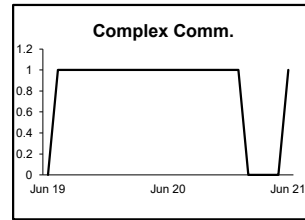
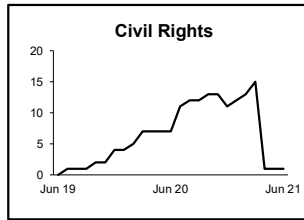
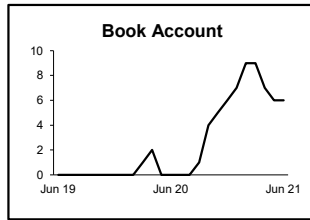

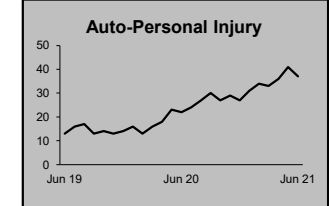
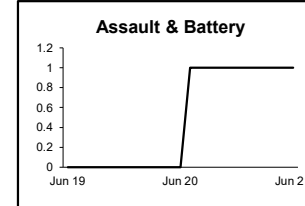
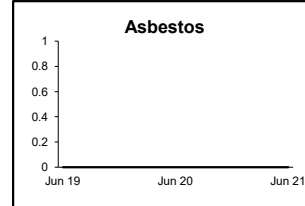

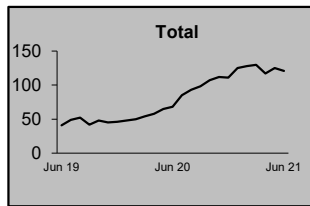
	Trial			Summary					Total	Percent resolved by						Monthly Resolutions
	Jury	Nonjury	Total	Judgment	Settlement	Default Judgment	Dismiss	Other		Trial	Sum Jud	Settle	Default J	Dismiss	Other	
Act on Neg Inst	0	0	0	0	0	0	2	0	2	0%	0%	0%	0%	100%	0%	
Asbestos	0	0	0	0	0	0	0	0	0	0%	0%	0%	0%	0%	0%	
Assault & Bat	0	0	0	0	0	0	0	0	0	0%	0%	0%	0%	0%	0%	
Auto - Pers Inj	0	0	0	0	16	0	49	8	73	0%	0%	22%	0%	67%	11%	
Auto - Property	0	0	0	0	1	1	4	0	6	0%	0%	17%	17%	67%	0%	
Book Account	0	0	0	3	26	18	56	4	107	0%	3%	24%	17%	52%	4%	
Civil Rights	0	0	0	0	14	0	4	0	18	0%	0%	78%	0%	22%	0%	
Complex Commer	0	1	1	0	0	0	3	1	5	20%	0%	0%	0%	60%	20%	
Condemnation	0	0	0	0	0	0	0	0	0	0%	0%	0%	0%	0%	0%	
Construction	0	0	0	0	4	0	4	1	9	0%	0%	44%	0%	44%	11%	
Contract/Commer	0	0	0	7	18	18	54	7	104	0%	7%	17%	17%	52%	7%	
Employment	0	0	0	0	1	0	1	0	2	0%	0%	50%	0%	50%	0%	
Lieu of P. Writ	0	0	0	0	3	0	8	0	11	0%	0%	27%	0%	73%	0%	
Medical Malprac	0	0	0	0	0	0	6	0	6	0%	0%	0%	0%	100%	0%	
Name Change	0	0	0	0	0	0	6	29	35	0%	0%	0%	0%	17%	83%	
Other Insurance	0	0	0	0	3	0	4	2	9	0%	0%	33%	0%	44%	22%	
Other MCL	0	0	0	0	0	0	0	0	0	0%	0%	0%	0%	0%	0%	
Other Track 1	0	0	0	0	7	0	18	3	28	0%	0%	25%	0%	64%	11%	
Other Track 3	0	0	0	0	4	0	9	1	14	0%	0%	29%	0%	64%	7%	
Other Track 4	0	0	0	0	0	0	0	0	0	0%	0%	0%	0%	0%	0%	
Personal Injury	0	0	0	0	21	0	30	3	54	0%	0%	39%	0%	56%	6%	
Prod Liability	0	0	0	0	0	0	2	0	2	0%	0%	0%	0%	100%	0%	
Prof Malpractic	0	0	0	0	1	0	6	1	8	0%	0%	13%	0%	75%	13%	
PIP Coverage	0	0	0	0	1	0	5	3	9	0%	0%	11%	0%	56%	33%	
Real Property	0	0	0	0	0	0	1	1	2	0%	0%	0%	0%	50%	50%	
Tort Other	0	0	0	0	1	0	12	2	15	0%	0%	7%	0%	80%	13%	
Toxic Tort	0	0	0	0	0	0	0	1	1	0%	0%	0%	0%	0%	100%	
UM/UIM Bod Inj	0	0	0	0	0	0	3	0	3	0%	0%	0%	0%	100%	0%	
Total	0	1	1	10	121	37	287	67	523	0%	2%	23%	7%	55%	13%	



NOTE: Some Multicounty Litigation (MCL) cases were transferred in November 2014: Atlantic to Bergen = 8,935; Atlantic to Middlesex = 4,070.

**CIVIL BACKLOG BY CASETYPE
JUNE 2021
HUNTERDON**

	Total	Backlog	% chg
Jun 19	41		
Jun 20	68	66%	
Jun 21	121	78%	



1) Casetypes with the state's largest backlogs are highlighted.

2) Some Multicounty Litigation (MCL) cases were transferred in November 2014: Atlantic to Bergen = 8,935; Atlantic to Middlesex = 4,070.

**CIVIL CASELOAD SUMMARY BY CASETYPE
JULY 2020 - JUNE 2021
MERCER**

	Filings			Resolutions			Clearance		Backlog			Backlog Percent		Backlog Per 100 Monthly Filings		Active Pending		
	Jul 2019 to Jun 2020	Jul 2020 to Jun 2021	percent change	Jul 2019 to Jun 2020	Jul 2020 to Jun 2021	percent change	Jul 2020 - Jun 2021		Jun 2020	Jun 2021	percent change	Jun 2020	Jun 2021	Jun 2020	Jun 2021	Jun 2020	Jun 2021	percent change
							number	percent										
Act on Neg Inst	6	3	-50%	6	4	-33%	1	133%	0	0	0%	0%	0%	0	0	3	2	-33%
Asbestos	0	0	0%	0	0	0%	0	100%	0	0	0%	0%	0%	0	0	0	0	0%
Assault & Bat	3	21	600%	2	8	300%	-13	38%	12	8	-33%	48%	21%	4,800	457	25	39	56%
Auto - Pers Inj	757	792	5%	855	675	-21%	-117	85%	212	270	27%	21%	24%	336	409	996	1,115	12%
Auto - Property	37	46	24%	32	40	25%	-6	87%	3	4	33%	10%	11%	97	104	29	35	21%
Book Account	264	338	28%	210	314	50%	-24	93%	0	1		0%	1%	0	4	143	166	16%
Civil Rights	39	29	-26%	40	23	-43%	-6	79%	9	16	78%	21%	32%	277	662	42	50	19%
Complex Comme	16	12	-25%	13	17	31%	5	142%	11	10	-9%	44%	50%	825	1,000	25	20	-20%
Condemnation	1	0	-100%	4	1	-75%	1	100%	3	3	0%	60%	75%	3,600		5	4	-20%
Construction	19	16	-16%	22	21	-5%	5	131%	7	4	-43%	29%	21%	442	300	24	19	-21%
Contract/Comme	279	295	6%	288	282	-2%	-13	96%	33	48	45%	14%	20%	142	195	232	245	6%
Employment	15	9	-40%	13	16	23%	7	178%	1	3	200%	6%	33%	80	400	16	9	-44%
Lieu of P. Writ	42	24	-43%	33	31	-6%	7	129%	1	3	200%	3%	13%	29	150	31	24	-23%
Medical Malprac	52	47	-10%	40	32	-20%	-15	68%	25	40	60%	26%	36%	577	1,021	96	111	16%
Name Change	64	94	47%	69	86	25%	-8	91%	0	0	0%	0%	0%	0	0	7	15	114%
Other Insurance	50	27	-46%	36	47	31%	20	174%	2	6	200%	4%	25%	48	267	45	24	-47%
Other MCL	0	4		0	4		0	100%	0	0	0%	0%	0%	0	0	0	0	0%
Other Track 1	231	208	-10%	185	203	10%	-5	98%	2	13	550%	2%	11%	10	75	112	115	3%
Other Track 3	119	133	12%	94	85	-10%	-48	64%	52	72	38%	28%	30%	524	650	188	237	26%
Other Track 4	15	10	-33%	21	17	-19%	7	170%	9	8	-11%	36%	40%	720	960	25	20	-20%
Personal Injury	361	355	-2%	369	326	-12%	-29	92%	124	163	31%	24%	30%	412	551	509	538	6%
Prod Liability	4	21	425%	7	8	14%	-13	38%	4	3	-25%	36%	13%	1,200	171	11	24	118%
Prof Malpractic	19	23	21%	30	19	-37%	-4	83%	14	25	79%	27%	45%	884	1,304	51	55	8%
PIP Coverage	8	5	-38%	5	8	60%	3	160%	0	0	0%	0%	0%	0	0	5	2	-60%
Real Property	8	10	25%	9	9	0%	-1	90%	0	1		0%	17%	0	120	5	6	20%
Tort Other	72	104	44%	67	86	28%	-18	83%	14	13	-7%	19%	14%	233	150	73	90	23%
Toxic Tort	1	5	400%	2	3	50%	-2	60%	0	1		0%	33%	0	240	1	3	200%
UM/UIIM Bod Inj	57	49	-14%	57	46	-19%	-3	94%	12	23	92%	16%	29%	253	563	75	78	4%
Total	2,539	2,680	6%	2,509	2,411	-4%	-269	90%	550	738	34%	20%	24%	260	330	2,774	3,046	10%

NOTE: Some Multicounty Litigation (MCL) cases were transferred in November 2014: Atlantic to Bergen = 8,935; Atlantic to Middlesex = 4,070.

CIVIL BACKLOG SUMMARY BY CASETYPE

June 2021

MERCER

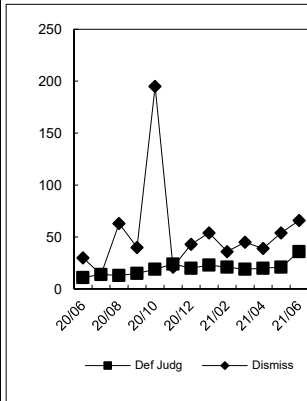
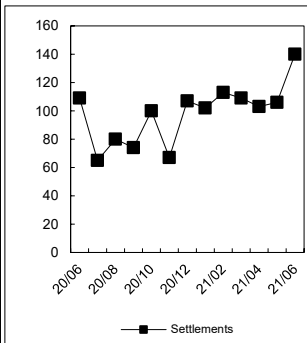
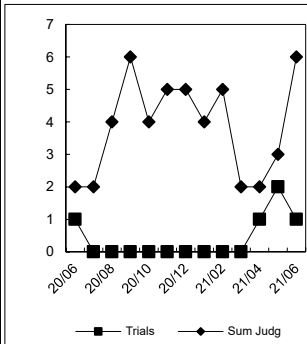
	Cases in Backlog															
	Track 1					Track 2				Track 3			Track 4			Total Backlog
	12 to 18 months	18 to 24 months	24 to 36 months	over 36 months	Total Track 1	18 to 24 months	24 to 36 months	over 36 months	Total Track 2	24 to 36 months	over 36 months	Total Track 3	24 to 36 months	over 36 months	Total Track 4	
Act on Neg Inst	0	0	0	0	0	0	0	0	0	0	0	0	0	0	0	0
Asbestos	0	0	0	0	0	0	0	0	0	0	0	0	0	0	0	0
Assault & Bat	0	0	0	0	0	0	0	0	0	0	8	8	0	0	0	8
Auto - Pers Inj	0	0	0	0	0	114	114	42	270	0	0	0	0	0	0	270
Auto - Property	0	0	0	0	0	1	3	0	4	0	0	0	0	0	0	4
Book Account	0	1	0	0	1	0	0	0	0	0	0	0	0	0	0	1
Civil Rights	0	0	0	0	0	0	0	0	0	9	7	16	0	0	0	16
Complex Comme	0	0	0	0	0	0	0	0	0	0	0	0	5	5	10	10
Condemnation	0	0	0	0	0	0	0	0	0	1	2	3	0	0	0	3
Construction	0	0	0	0	0	1	2	1	4	0	0	0	0	0	0	4
Contract/Comme	0	0	0	0	0	20	19	9	48	0	0	0	0	0	0	48
Employment	0	0	0	0	0	0	2	0	2	1	0	1	0	0	0	3
Lieu of P. Writ	0	0	0	0	0	0	0	0	0	0	0	0	3	0	3	3
Medical Malprac	0	0	0	0	0	0	0	0	0	21	19	40	0	0	0	40
Name Change	0	0	0	0	0	0	0	0	0	0	0	0	0	0	0	0
Other Insurance	0	1	0	0	1	2	1	1	4	0	0	0	0	1	1	6
Other Mass Tort	0	0	0	0	0	0	0	0	0	0	0	0	0	0	0	0
Other Track 1	8	2	0	0	10	1	2	0	3	0	0	0	0	0	0	13
Other Track 3	0	0	0	0	0	0	0	0	0	28	44	72	0	0	0	72
Other Track 4	0	0	0	0	0	0	0	0	0	0	0	0	3	5	8	8
Personal Injury	0	0	0	0	0	59	72	31	162	0	0	0	0	1	1	163
Prod Liability	0	0	0	0	0	0	0	0	0	1	2	3	0	0	0	3
Prof Malpractic	0	0	0	0	0	0	0	0	0	13	12	25	0	0	0	25
PIP Coverage	0	0	0	0	0	0	0	0	0	0	0	0	0	0	0	0
Real Property	1	0	0	0	1	0	0	0	0	0	0	0	0	0	0	1
Tort Other	0	0	0	0	0	3	7	3	13	0	0	0	0	0	0	13
Toxic Tort	0	0	0	0	0	0	0	0	0	0	1	1	0	0	0	1
UM/UIM Bod Inj	0	0	0	0	0	10	11	2	23	0	0	0	0	0	0	23
Total	9	4	0	0	13	211	233	89	533	74	95	169	11	12	23	738

NOTE: Some Multicounty Litigation (MCL) cases were transferred in November 2014: Atlantic to Bergen = 8,935; Atlantic to Middlesex = 4,070.

CIVIL RESOLUTION SUMMARY BY CASETYPE
JULY 2020 - JUNE 2021
MERCER

	Trial			Summary					Total	Percent resolved by					
	Jury	Nonjury	Total	Judgment	Settlement	Default Judgment	Dismiss	Other		Trial	Sum Jud	Settle	Default J	Dismiss	Other
Act on Neg Inst	0	0	0	0	2	1	1	0	4	0%	0%	50%	25%	25%	0%
Asbestos	0	0	0	0	0	0	0	0	0	0%	0%	0%	0%	0%	0%
Assault & Bat	0	0	0	1	5	0	1	1	8	0%	13%	63%	0%	13%	13%
Auto - Pers Inj	4	0	4	3	481	13	148	26	675	1%	0%	71%	2%	22%	4%
Auto - Property	0	0	0	1	14	12	12	1	40	0%	3%	35%	30%	30%	3%
Book Account	0	0	0	11	103	117	82	1	314	0%	4%	33%	37%	26%	0%
Civil Rights	0	0	0	1	3	0	15	4	23	0%	4%	13%	0%	65%	17%
Complex Commer	0	0	0	3	6	0	4	4	17	0%	18%	35%	0%	24%	24%
Condemnation	0	0	0	0	1	0	0	0	1	0%	0%	100%	0%	0%	0%
Construction	0	0	0	1	12	2	6	0	21	0%	5%	57%	10%	29%	0%
Contract/Commer	0	0	0	4	98	59	104	17	282	0%	1%	35%	21%	37%	6%
Employment	0	0	0	0	6	1	6	3	16	0%	0%	38%	6%	38%	19%
Lieu of P. Writ	0	0	0	0	7	0	22	2	31	0%	0%	23%	0%	71%	6%
Medical Malprac	0	0	0	0	13	0	15	4	32	0%	0%	41%	0%	47%	13%
Name Change	0	0	0	0	0	0	4	82	86	0%	0%	0%	0%	5%	95%
Other Insurance	0	0	0	1	16	4	19	7	47	0%	2%	34%	9%	40%	15%
Other MCL	0	0	0	0	0	0	1	3	4	0%	0%	0%	0%	25%	75%
Other Track 1	0	0	0	4	50	6	84	59	203	0%	2%	25%	3%	41%	29%
Other Track 3	0	0	0	3	47	0	17	18	85	0%	4%	55%	0%	20%	21%
Other Track 4	0	0	0	0	6	4	6	1	17	0%	0%	35%	24%	35%	6%
Personal Injury	0	0	0	8	198	12	77	31	326	0%	2%	61%	4%	24%	10%
Prod Liability	0	0	0	0	5	0	1	2	8	0%	0%	63%	0%	13%	25%
Prof Malpractic	0	0	0	0	14	1	4	0	19	0%	0%	74%	5%	21%	0%
PIP Coverage	0	0	0	0	5	1	1	1	8	0%	0%	63%	13%	13%	13%
Real Property	0	0	0	1	4	0	3	1	9	0%	11%	44%	0%	33%	11%
Tort Other	0	0	0	6	35	11	27	7	86	0%	7%	41%	13%	31%	8%
Toxic Tort	0	0	0	0	0	0	0	3	3	0%	0%	0%	0%	0%	100%
UM/UIM Bod Inj	0	0	0	0	35	1	10	0	46	0%	0%	76%	2%	22%	0%
Total	4	0	4	48	1,166	245	670	278	2,411	0%	2%	48%	10%	28%	12%

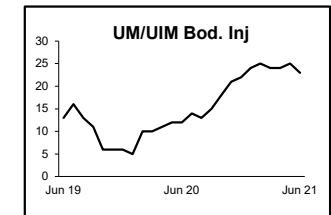
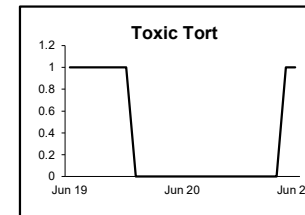
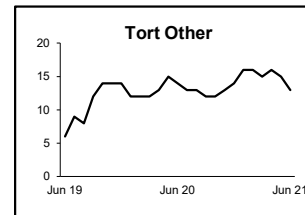
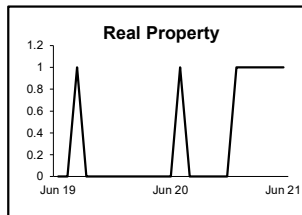
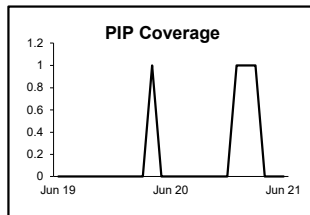
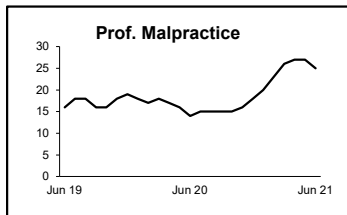
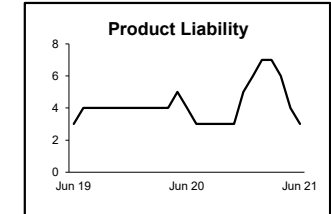
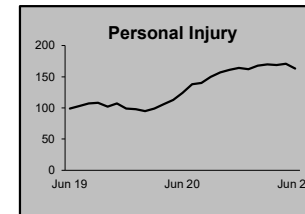
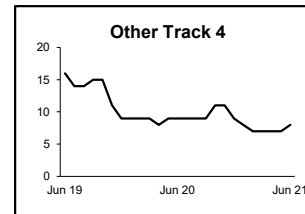
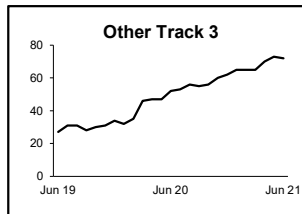
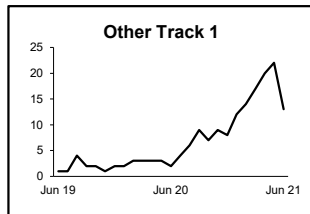
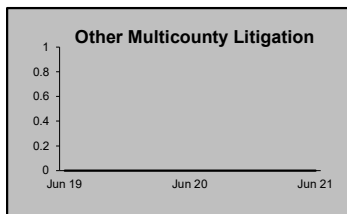
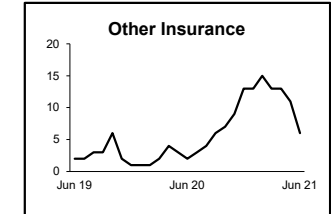

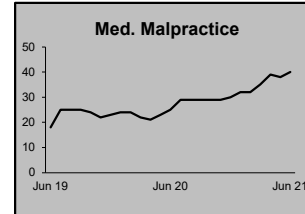
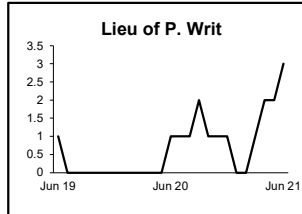
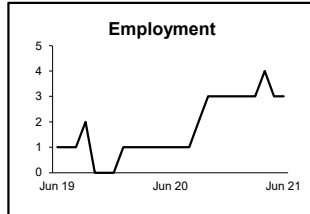
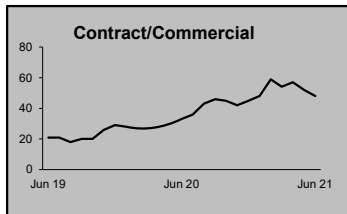
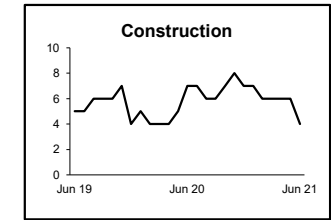
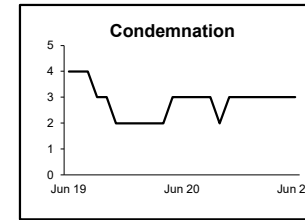
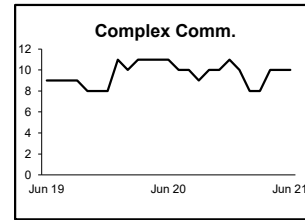
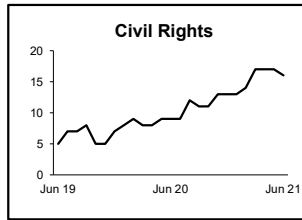
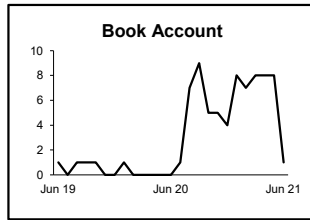
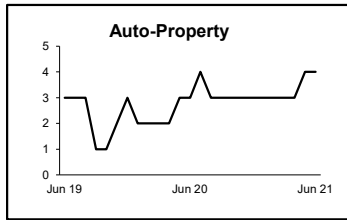
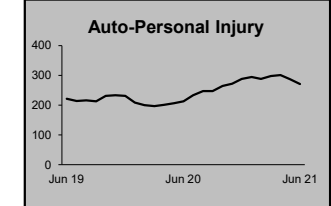
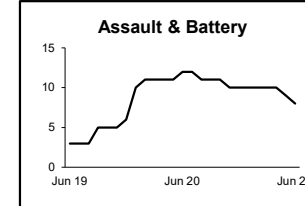
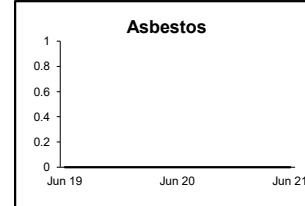

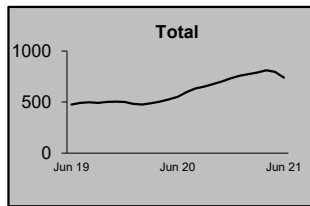
Monthly Resolutions



NOTE: Some Multicounty Litigation (MCL) cases were transferred in November 2014: Atlantic to Bergen = 8,935; Atlantic to Middlesex = 4,070.

**CIVIL BACKLOG BY CASETYPE
JUNE 2021
MERCER**

	Total	Backlog	% chg
Jun 19	476		
Jun 20	550		16%
Jun 21	738		34%



1) Casetypes with the state's largest backlogs are highlighted.

2) Some Multicounty Litigation (MCL) cases were transferred in November 2014: Atlantic to Bergen = 8,935; Atlantic to Middlesex = 4,070.

**CIVIL CASELOAD SUMMARY BY CASETYPE
JULY 2020 - JUNE 2021
MIDDLESEX**

	Filings			Resolutions			Clearance		Backlog			Backlog Percent		Backlog Per 100 Monthly Filings		Active Pending		
	Jul 2019 to Jun 2020	Jul 2020 to Jun 2021	percent change	Jul 2019 to Jun 2020	Jul 2020 to Jun 2021	percent change	Jul 2020 - Jun 2021		Jun 2020	Jun 2021	percent change	Jun 2020	Jun 2021	Jun 2020	Jun 2021	Jun 2020	Jun 2021	percent change
							number	percent										
Act on Neg Inst	16	6	-63%	19	14	-26%	8	233%	2	0	-100%	15%	0%	150	0	13	4	-69%
Asbestos	181	180	-1%	64	114	78%	-66	63%	362	453	25%	52%	60%	2,400	3,020	692	760	10%
Assault & Bat	10	18	80%	9	13	44%	-5	72%	3	3	0%	18%	7%	360	200	17	41	141%
Auto - Pers Inj	3,532	3,323	-6%	3,073	2,765	-10%	-558	83%	751	1,418	89%	17%	28%	255	512	4,432	4,984	12%
Auto - Property	62	72	16%	58	79	36%	7	110%	9	5	-44%	16%	10%	174	83	56	48	-14%
Book Account	662	924	40%	600	808	35%	-116	87%	23	19	-17%	6%	4%	42	25	377	468	24%
Civil Rights	30	32	7%	36	24	-33%	-8	75%	4	4	0%	16%	12%	160	150	25	34	36%
Complex Comme	31	26	-16%	33	31	-6%	5	119%	20	27	35%	36%	47%	774	1,246	56	57	2%
Condemnation	23	20	-13%	27	21	-22%	1	105%	0	0	0%	0%	0%	0	0	5	4	-20%
Construction	39	29	-26%	42	23	-45%	-6	79%	7	15	114%	22%	41%	215	621	32	37	16%
Contract/Comme	773	777	1%	758	806	6%	29	104%	36	118	228%	6%	20%	56	182	592	600	1%
Employment	44	38	-14%	40	43	8%	5	113%	2	5	150%	6%	18%	55	158	34	28	-18%
Lieu of P. Writ	37	20	-46%	28	22	-21%	2	110%	6	10	67%	19%	31%	195	600	31	32	3%
Medical Malprac	137	144	5%	128	79	-38%	-65	55%	53	106	100%	22%	34%	464	883	243	312	28%
Name Change	158	233	47%	161	203	26%	-30	87%	0	0	0%	0%	0%	0	0	21	51	143%
Other Insurance	48	54	13%	38	44	16%	-10	81%	2	2	0%	6%	7%	50	44	32	30	-6%
Other MCL	835	813	-3%	226	560	148%	-253	69%	2,635	3,867	47%	52%	73%	3,787	5,708	5,051	5,303	5%
Other Track 1	411	394	-4%	289	424	47%	30	108%	14	16	14%	5%	8%	41	49	259	203	-22%
Other Track 3	218	221	1%	186	199	7%	-22	90%	31	46	48%	11%	16%	171	250	271	295	9%
Other Track 4	17	14	-18%	15	16	7%	2	114%	18	23	28%	44%	55%	1,271	1,971	41	42	2%
Personal Injury	1,108	1,003	-9%	1,016	820	-19%	-183	82%	285	533	87%	20%	33%	309	638	1,447	1,622	12%
Prod Liability	81	60	-26%	213	63	-70%	3	105%	11	16	45%	17%	25%	163	320	63	63	0%
Prof Malpractic	38	33	-13%	51	50	-2%	17	152%	12	24	100%	16%	34%	379	873	74	71	-4%
PIP Coverage	38	27	-29%	43	26	-40%	-1	96%	2	0	-100%	20%	0%	63	0	10	9	-10%
Real Property	22	19	-14%	16	18	13%	-1	95%	2	2	0%	13%	15%	109	126	15	13	-13%
Tort Other	156	152	-3%	154	140	-9%	-12	92%	10	17	70%	8%	13%	77	134	122	133	9%
Toxic Tort	2	3	50%	5	1	-80%	-2	33%	1	2	100%	33%	40%	600	800	3	5	67%
UM/UIM Bod Inj	233	255	9%	198	197	-1%	-58	77%	36	65	81%	14%	20%	185	306	265	327	23%
Total	8,942	8,890	-1%	7,526	7,603	1%	-1287	86%	4,337	6,796	57%	30%	44%	582	917	14,279	15,576	9%

NOTE: Some Multicounty Litigation (MCL) cases were transferred in November 2014: Atlantic to Bergen = 8,935; Atlantic to Middlesex = 4,070.

CIVIL BACKLOG SUMMARY BY CASETYPE

June 2021

MIDDLESEX

	Cases in Backlog															
	Track 1					Track 2				Track 3			Track 4			Total Backlog
	12 to 18 months	18 to 24 months	24 to 36 months	over 36 months	Total Track 1	18 to 24 months	24 to 36 months	over 36 months	Total Track 2	24 to 36 months	over 36 months	Total Track 3	24 to 36 months	over 36 months	Total Track 4	
Act on Neg Inst	0	0	0	0	0	0	0	0	0	0	0	0	0	0	0	0
Asbestos	0	0	0	0	0	0	0	0	0	0	0	0	148	305	453	453
Assault & Bat	0	0	0	0	0	0	0	0	0	2	1	3	0	0	0	3
Auto - Pers Inj	0	0	0	0	0	590	680	148	1,418	0	0	0	0	0	0	1,418
Auto - Property	0	0	0	0	0	1	3	1	5	0	0	0	0	0	0	5
Book Account	11	3	5	0	19	0	0	0	0	0	0	0	0	0	0	19
Civil Rights	0	0	0	0	0	0	0	0	0	2	2	4	0	0	0	4
Complex Comme	0	0	0	0	0	0	0	0	0	0	0	0	10	17	27	27
Condemnation	0	0	0	0	0	0	0	0	0	0	0	0	0	0	0	0
Construction	0	0	0	0	0	5	7	3	15	0	0	0	0	0	0	15
Contract/Comme	0	0	0	0	0	56	55	7	118	0	0	0	0	0	0	118
Employment	0	0	0	0	0	2	2	1	5	0	0	0	0	0	0	5
Lieu of P. Writ	0	0	0	0	0	0	0	0	0	0	0	0	6	4	10	10
Medical Malprac	0	0	0	0	0	0	0	0	0	66	40	106	0	0	0	106
Name Change	0	0	0	0	0	0	0	0	0	0	0	0	0	0	0	0
Other Insurance	2	0	0	0	2	0	0	0	0	0	0	0	0	0	0	2
Other Mass Tort	0	0	0	0	0	0	0	0	0	0	0	0	1,371	2,496	3,867	3,867
Other Track 1	11	0	3	0	14	1	1	0	2	0	0	0	0	0	0	16
Other Track 3	0	0	0	0	0	0	0	0	0	24	22	46	0	0	0	46
Other Track 4	0	0	0	0	0	0	0	0	0	0	0	0	6	17	23	23
Personal Injury	0	0	0	0	0	210	259	64	533	0	0	0	0	0	0	533
Prod Liability	0	0	0	0	0	0	0	0	0	9	7	16	0	0	0	16
Prof Malpractic	0	0	0	0	0	0	0	0	0	20	4	24	0	0	0	24
PIP Coverage	0	0	0	0	0	0	0	0	0	0	0	0	0	0	0	0
Real Property	0	0	2	0	2	0	0	0	0	0	0	0	0	0	0	2
Tort Other	0	0	0	0	0	8	7	2	17	0	0	0	0	0	0	17
Toxic Tort	0	0	0	0	0	0	0	0	0	1	1	2	0	0	0	2
UM/UIM Bod Inj	0	0	0	0	0	30	30	5	65	0	0	0	0	0	0	65
Total	24	3	10	0	37	903	1,044	231	2,178	124	77	201	1,541	2,839	4,380	6,796

NOTE: Some Multicounty Litigation (MCL) cases were transferred in November 2014: Atlantic to Bergen = 8,935; Atlantic to Middlesex = 4,070.

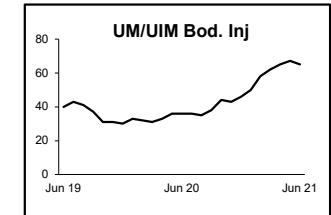
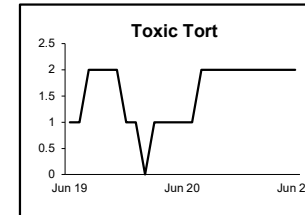
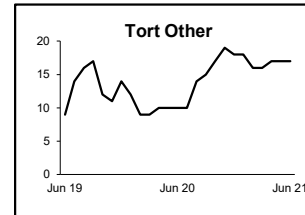
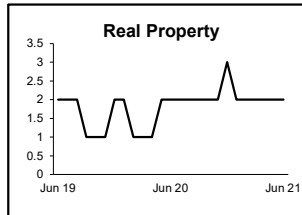
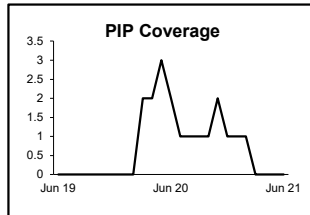
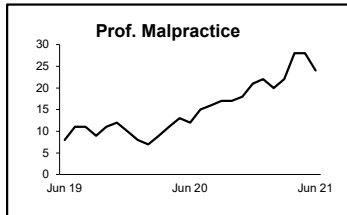
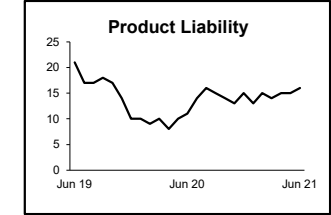
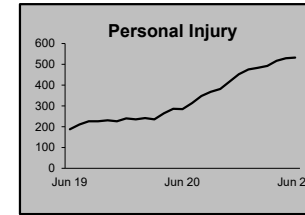
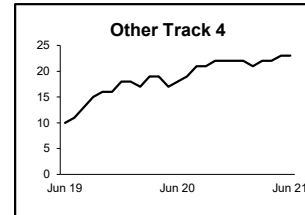
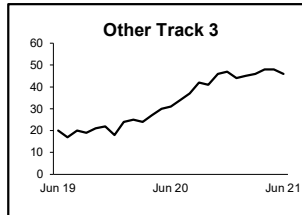
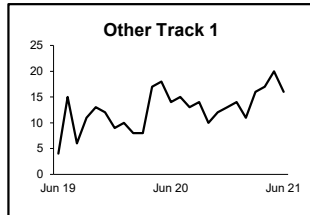
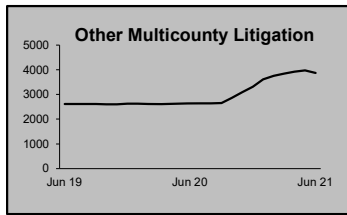
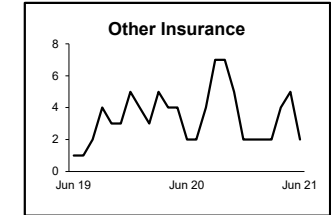
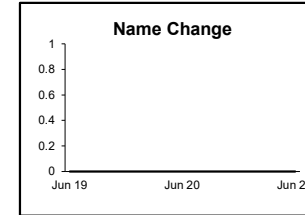
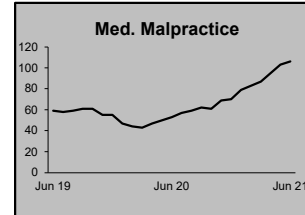
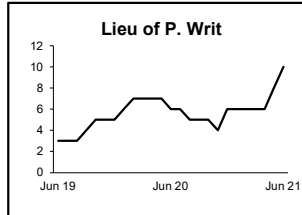
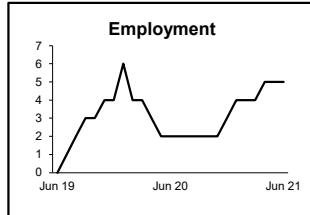
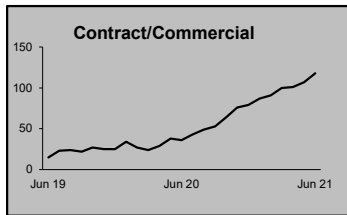
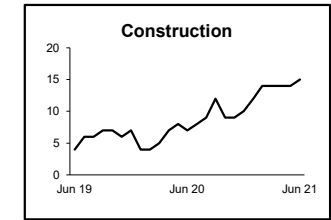
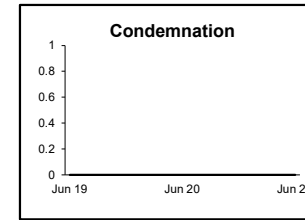
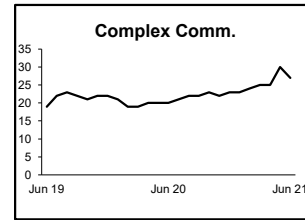
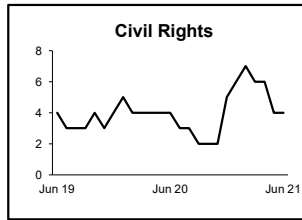
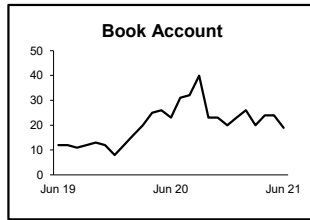
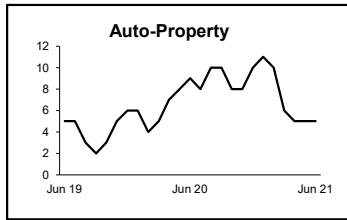
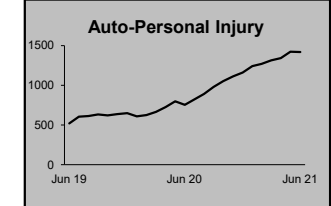
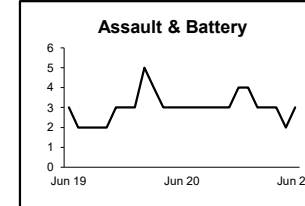
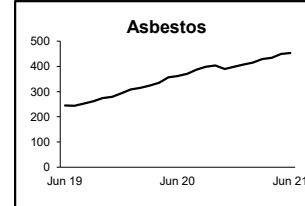
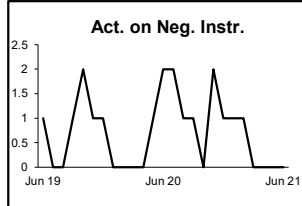
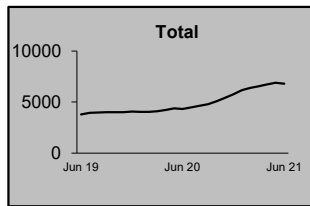
CIVIL RESOLUTION SUMMARY BY CASETYPE
JULY 2020 - JUNE 2021
MIDDLESEX

	Trial			Summary					Total	Percent resolved by						Monthly Resolutions
	Jury	Nonjury	Total	Judgment	Settlement	Default Judgment	Dismiss	Other		Trial	Sum Jud	Settle	Default J	Dismiss	Other	
Act on Neg Inst	0	0	0	2	4	3	4	1	14	0%	14%	29%	21%	29%	7%	<p>The 'Monthly Resolutions' section contains three line charts. The top chart shows 'Trials' (squares) and 'Sum Jud' (diamonds) from 20/06 to 21/06. The middle chart shows 'Settlements' (squares) from 20/06 to 21/06. The bottom chart shows 'Def Judg' (squares) and 'Dismiss' (diamonds) from 20/06 to 21/06.</p>
Asbestos	4	0	4	0	83	0	24	3	114	4%	0%	73%	0%	21%	3%	
Assault & Bat	0	0	0	0	2	0	6	5	13	0%	0%	15%	0%	46%	38%	
Auto - Pers Inj	3	0	3	6	682	10	1,927	137	2,765	0%	0%	25%	0%	70%	5%	
Auto - Property	0	0	0	2	15	22	36	4	79	0%	3%	19%	28%	46%	5%	
Book Account	0	0	0	16	113	268	390	21	808	0%	2%	14%	33%	48%	3%	
Civil Rights	0	0	0	1	1	0	16	6	24	0%	4%	4%	0%	67%	25%	
Complex Commer	0	0	0	0	2	2	20	7	31	0%	0%	6%	6%	65%	23%	
Condemnation	0	0	0	0	2	0	7	12	21	0%	0%	10%	0%	33%	57%	
Construction	0	0	0	0	4	1	17	1	23	0%	0%	17%	4%	74%	4%	
Contract/Commer	0	0	0	14	122	155	490	25	806	0%	2%	15%	19%	61%	3%	
Employment	0	0	0	0	8	1	29	5	43	0%	0%	19%	2%	67%	12%	
Lieu of P. Writ	0	2	2	0	2	0	14	4	22	9%	0%	9%	0%	64%	18%	
Medical Malprac	0	0	0	0	11	0	51	17	79	0%	0%	14%	0%	65%	22%	
Name Change	0	0	0	0	0	0	16	187	203	0%	0%	0%	0%	8%	92%	
Other Insurance	0	0	0	1	5	1	29	8	44	0%	2%	11%	2%	66%	18%	
Other MCL	0	0	0	0	0	0	531	29	560	0%	0%	0%	0%	95%	5%	
Other Track 1	0	0	0	4	61	43	208	108	424	0%	1%	14%	10%	49%	25%	
Other Track 3	0	0	0	1	49	2	116	31	199	0%	1%	25%	1%	58%	16%	
Other Track 4	0	0	0	0	2	1	11	2	16	0%	0%	13%	6%	69%	13%	
Personal Injury	0	0	0	1	232	8	492	87	820	0%	0%	28%	1%	60%	11%	
Prod Liability	0	0	0	1	7	1	42	12	63	0%	2%	11%	2%	67%	19%	
Prof Malpractic	0	0	0	0	18	0	28	4	50	0%	0%	36%	0%	56%	8%	
PIP Coverage	0	0	0	0	3	1	22	0	26	0%	0%	12%	4%	85%	0%	
Real Property	0	0	0	0	1	3	11	3	18	0%	0%	6%	17%	61%	17%	
Tort Other	0	0	0	0	19	8	103	10	140	0%	0%	14%	6%	74%	7%	
Toxic Tort	0	0	0	0	0	0	0	1	1	0%	0%	0%	0%	0%	100%	
UM/UIM Bod Inj	0	0	0	0	39	2	148	8	197	0%	0%	20%	1%	75%	4%	
Total	7	2	9	49	1,487	532	4,788	738	7,603	0%	1%	20%	7%	63%	10%	

NOTE: Some Multicounty Litigation (MCL) cases were transferred in November 2014: Atlantic to Bergen = 8,935; Atlantic to Middlesex = 4,070.

**CIVIL BACKLOG BY CASETYPE
JUNE 2021
MIDDLESEX**

	Total	Backlog	% chg
Jun 19		3,803	
Jun 20		4,337	14%
Jun 21		6,796	57%



1) Casetypes with the state's largest backlogs are highlighted.

2) Some Multicounty Litigation (MCL) cases were transferred in November 2014: Atlantic to Bergen = 8,935; Atlantic to Middlesex = 4,070.

**CIVIL CASELOAD SUMMARY BY CASETYPE
JULY 2020 - JUNE 2021
MONMOUTH**

	Filings			Resolutions			Clearance		Backlog			Backlog Percent		Backlog Per 100 Monthly Filings		Active Pending		
	Jul 2019 to Jun 2020	Jul 2020 to Jun 2021	percent change	Jul 2019 to Jun 2020	Jul 2020 to Jun 2021	percent change	Jul 2020 - Jun 2021		Jun 2020	Jun 2021	percent change	Jun 2020	Jun 2021	Jun 2020	Jun 2021	Jun 2020	Jun 2021	percent change
							number	percent										
Act on Neg Inst	10	11	10%	7	9	29%	-2	82%	1	1	0%	14%	11%	120	109	7	9	29%
Asbestos	0	0	0%	0	0	0%	0	100%	0	0	0%	0%	0%	0	0	0	0	0%
Assault & Bat	21	22	5%	19	16	-16%	-6	73%	6	12	100%	17%	27%	343	655	36	44	22%
Auto - Pers Inj	1,318	1,311	-1%	1,389	1,189	-14%	-122	91%	271	435	61%	16%	24%	247	398	1,698	1,823	7%
Auto - Property	48	44	-8%	48	45	-6%	1	102%	6	1	-83%	15%	3%	150	27	41	40	-2%
Book Account	555	723	30%	494	632	28%	-91	87%	20	9	-55%	6%	2%	43	15	311	371	19%
Civil Rights	20	17	-15%	17	20	18%	3	118%	2	2	0%	13%	14%	120	141	16	14	-13%
Complex Comme	18	13	-28%	14	20	43%	7	154%	20	31	55%	38%	58%	1,333	2,862	53	53	0%
Condemnation	14	10	-29%	15	10	-33%	0	100%	1	2	100%	7%	13%	86	240	15	15	0%
Construction	53	37	-30%	48	38	-21%	1	103%	14	16	14%	25%	29%	317	519	57	55	-4%
Contract/Comme	719	677	-6%	688	737	7%	60	109%	65	79	22%	11%	14%	108	140	591	563	-5%
Employment	16	16	0%	17	6	-65%	-10	38%	3	7	133%	25%	33%	225	525	12	21	75%
Lieu of P. Writ	47	41	-13%	48	21	-56%	-20	51%	8	15	88%	17%	22%	204	439	47	67	43%
Medical Malprac	114	107	-6%	81	105	30%	-2	98%	124	158	27%	40%	50%	1,305	1,772	310	317	2%
Name Change	113	179	58%	124	147	19%	-32	82%	0	0	0%	0%	0%	0	0	17	50	194%
Other Insurance	48	55	15%	37	46	24%	-9	84%	10	13	30%	25%	27%	250	284	40	48	20%
Other MCL	0	0	0%	0	1		1	100%	0	0	0%	0%	0%	0	0	0	1	
Other Track 1	267	287	7%	229	248	8%	-39	86%	24	27	13%	15%	14%	108	113	160	187	17%
Other Track 3	145	122	-16%	128	118	-8%	-4	97%	29	37	28%	17%	20%	240	364	174	182	5%
Other Track 4	20	22	10%	21	22	5%	0	100%	20	18	-10%	40%	36%	1,200	982	50	50	0%
Personal Injury	671	640	-5%	747	554	-26%	-86	87%	162	287	77%	18%	29%	290	538	898	977	9%
Prod Liability	16	7	-56%	23	13	-43%	6	186%	7	14	100%	24%	56%	525	2,400	29	25	-14%
Prof Malpractic	34	38	12%	37	43	16%	5	113%	24	34	42%	27%	36%	847	1,074	90	94	4%
PIP Coverage	14	21	50%	12	16	33%	-5	76%	0	2		0%	18%	0	114	7	11	57%
Real Property	26	27	4%	18	22	22%	-5	81%	2	4	100%	10%	18%	92	178	20	22	10%
Tort Other	175	178	2%	164	185	13%	7	104%	31	30	-3%	17%	18%	213	202	181	167	-8%
Toxic Tort	0	0	0%	1	0	-100%	0	100%	0	2		0%	100%	0		2	2	0%
UM/UIM Bod Inj	119	93	-22%	115	114	-1%	21	123%	26	30	15%	17%	23%	262	387	153	132	-14%
Total	4,601	4,698	2%	4,541	4,377	-4%	-321	93%	876	1,266	45%	17%	24%	228	323	5,015	5,340	6%

NOTE: Some Multicounty Litigation (MCL) cases were transferred in November 2014: Atlantic to Bergen = 8,935; Atlantic to Middlesex = 4,070.

CIVIL BACKLOG SUMMARY BY CASETYPE

June 2021

MONMOUTH

	Cases in Backlog															
	Track 1					Track 2				Track 3			Track 4			Total Backlog
	12 to 18 months	18 to 24 months	24 to 36 months	over 36 months	Total Track 1	18 to 24 months	24 to 36 months	over 36 months	Total Track 2	24 to 36 months	over 36 months	Total Track 3	24 to 36 months	over 36 months	Total Track 4	
Act on Neg Inst	1	0	0	0	1	0	0	0	0	0	0	0	0	0	0	1
Asbestos	0	0	0	0	0	0	0	0	0	0	0	0	0	0	0	0
Assault & Bat	0	0	0	0	0	0	0	0	0	8	4	12	0	0	0	12
Auto - Pers Inj	0	0	0	0	0	219	171	44	434	0	1	1	0	0	0	435
Auto - Property	0	0	0	0	0	0	1	0	1	0	0	0	0	0	0	1
Book Account	3	5	1	0	9	0	0	0	0	0	0	0	0	0	0	9
Civil Rights	0	0	0	0	0	0	0	0	0	1	1	2	0	0	0	2
Complex Comme	0	0	0	0	0	0	0	0	0	0	0	0	16	15	31	31
Condemnation	0	0	0	0	0	0	0	0	0	1	1	2	0	0	0	2
Construction	0	0	0	0	0	4	9	3	16	0	0	0	0	0	0	16
Contract/Comme	0	0	0	0	0	33	34	12	79	0	0	0	0	0	0	79
Employment	0	0	0	0	0	1	3	3	7	0	0	0	0	0	0	7
Lieu of P. Writ	0	0	0	0	0	0	0	0	0	0	0	0	8	7	15	15
Medical Malprac	0	0	0	0	0	0	0	0	0	62	96	158	0	0	0	158
Name Change	0	0	0	0	0	0	0	0	0	0	0	0	0	0	0	0
Other Insurance	8	0	3	2	13	0	0	0	0	0	0	0	0	0	0	13
Other Mass Tort	0	0	0	0	0	0	0	0	0	0	0	0	0	0	0	0
Other Track 1	11	6	8	1	26	0	0	0	0	1	0	1	0	0	0	27
Other Track 3	0	0	0	0	0	0	0	0	0	19	18	37	0	0	0	37
Other Track 4	0	0	0	0	0	0	0	0	0	0	0	0	9	9	18	18
Personal Injury	0	0	0	0	0	126	124	36	286	1	0	1	0	0	0	287
Prod Liability	0	0	0	0	0	0	0	0	0	10	4	14	0	0	0	14
Prof Malpractic	0	0	0	0	0	0	0	0	0	19	15	34	0	0	0	34
PIP Coverage	0	2	0	0	2	0	0	0	0	0	0	0	0	0	0	2
Real Property	3	0	0	1	4	0	0	0	0	0	0	0	0	0	0	4
Tort Other	0	0	0	0	0	9	13	8	30	0	0	0	0	0	0	30
Toxic Tort	0	0	0	0	0	0	0	0	0	2	0	2	0	0	0	2
UM/UIM Bod Inj	0	0	0	0	0	20	10	0	30	0	0	0	0	0	0	30
Total	26	13	12	4	55	412	365	106	883	124	140	264	33	31	64	1,266

NOTE: Some Multicounty Litigation (MCL) cases were transferred in November 2014: Atlantic to Bergen = 8,935; Atlantic to Middlesex = 4,070.

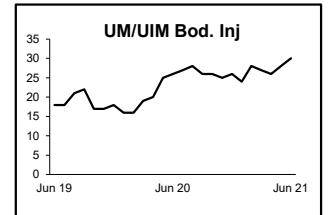
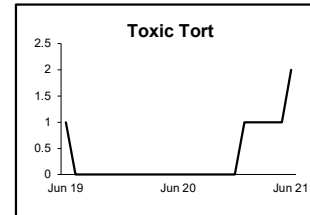
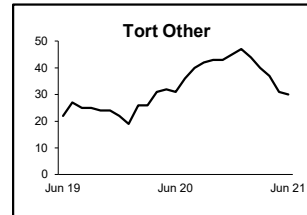
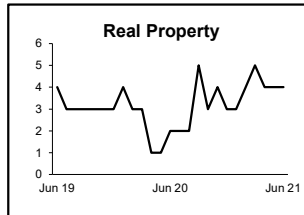
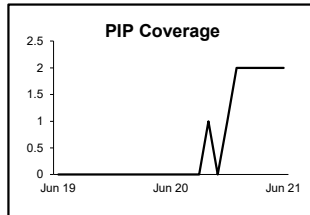
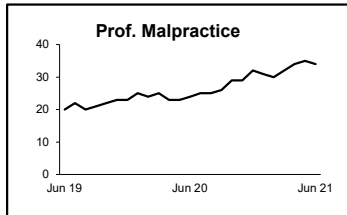
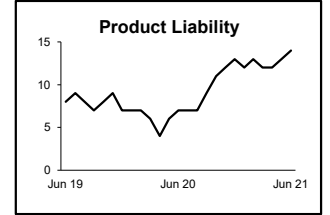
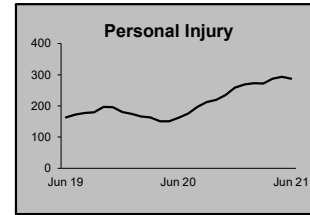
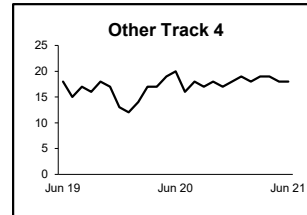
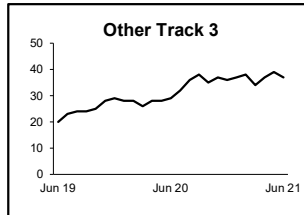
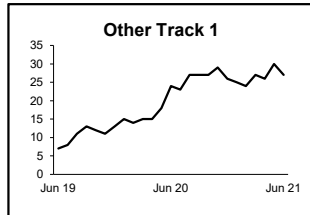
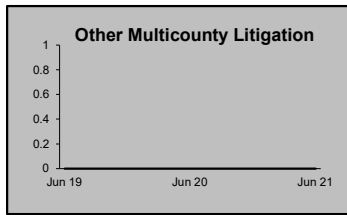
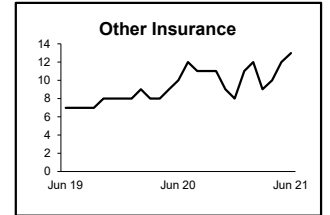
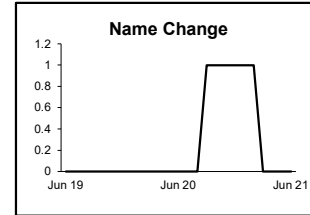
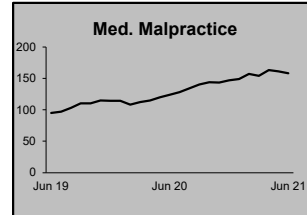
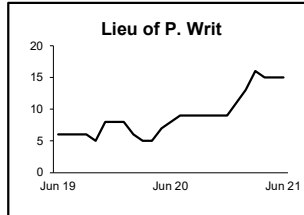
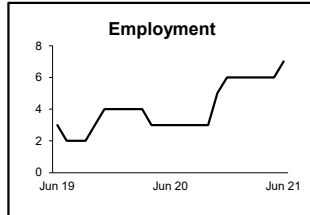
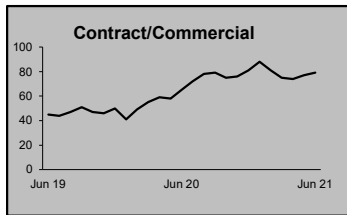
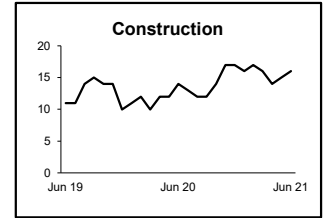
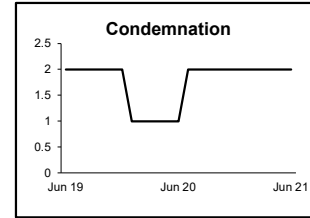
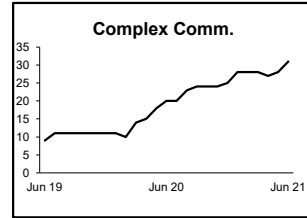
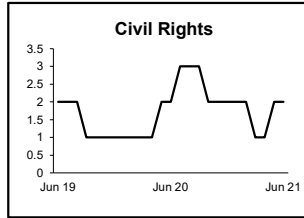
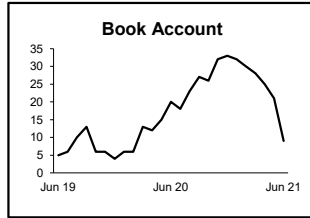
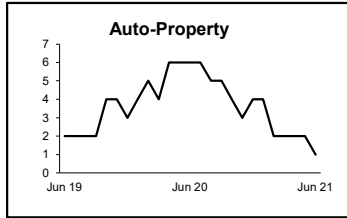
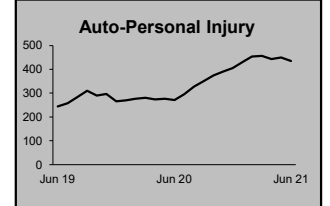
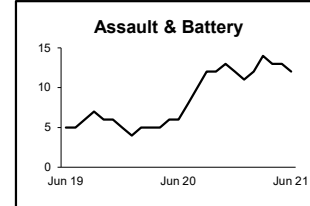
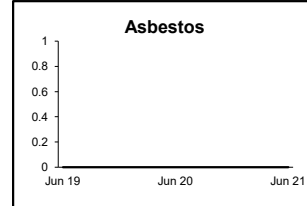
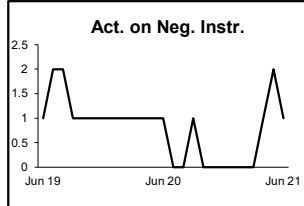
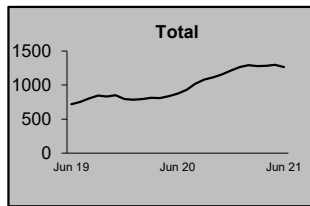
CIVIL RESOLUTION SUMMARY BY CASETYPE
JULY 2020 - JUNE 2021
MONMOUTH

	Trial			Summary					Total	Percent resolved by						Monthly Resolutions
	Jury	Nonjury	Total	Judgment	Settlement	Default Judgment	Dismiss	Other		Trial	Sum Jud	Settle	Default J	Dismiss	Other	
Act on Neg Inst	0	0	0	0	2	3	3	1	9	0%	0%	22%	33%	33%	11%	
Asbestos	0	0	0	0	0	0	0	0	0	0%	0%	0%	0%	0%	0%	
Assault & Bat	0	0	0	1	7	0	7	1	16	0%	6%	44%	0%	44%	6%	
Auto - Pers Inj	18	1	19	4	890	7	222	47	1,189	2%	0%	75%	1%	19%	4%	
Auto - Property	0	0	0	1	22	9	12	1	45	0%	2%	49%	20%	27%	2%	
Book Account	0	0	0	8	255	169	194	6	632	0%	1%	40%	27%	31%	1%	
Civil Rights	0	0	0	1	5	0	7	7	20	0%	5%	25%	0%	35%	35%	
Complex Commer	0	0	0	1	13	0	6	0	20	0%	5%	65%	0%	30%	0%	
Condemnation	0	0	0	0	8	0	1	1	10	0%	0%	80%	0%	10%	10%	
Construction	0	0	0	0	24	5	8	1	38	0%	0%	63%	13%	21%	3%	
Contract/Commer	1	3	4	22	316	126	243	26	737	1%	3%	43%	17%	33%	4%	
Employment	0	0	0	0	4	0	2	0	6	0%	0%	67%	0%	33%	0%	
Lieu of P. Writ	0	1	1	0	9	0	7	4	21	5%	0%	43%	0%	33%	19%	
Medical Malprac	1	0	1	3	68	1	22	10	105	1%	3%	65%	1%	21%	10%	
Name Change	0	0	0	0	0	0	17	130	147	0%	0%	0%	0%	12%	88%	
Other Insurance	0	0	0	2	27	0	8	9	46	0%	4%	59%	0%	17%	20%	
Other MCL	0	0	0	0	0	0	1	0	1	0%	0%	0%	0%	100%	0%	
Other Track 1	0	2	2	2	123	18	47	56	248	1%	1%	50%	7%	19%	23%	
Other Track 3	0	0	0	3	80	1	18	16	118	0%	3%	68%	1%	15%	14%	
Other Track 4	1	0	1	1	14	2	1	3	22	5%	5%	64%	9%	5%	14%	
Personal Injury	2	0	2	8	403	6	102	33	554	0%	1%	73%	1%	18%	6%	
Prod Liability	0	0	0	0	9	0	1	3	13	0%	0%	69%	0%	8%	23%	
Prof Malpractic	0	0	0	3	29	0	9	2	43	0%	7%	67%	0%	21%	5%	
PIP Coverage	0	0	0	0	11	0	4	1	16	0%	0%	69%	0%	25%	6%	
Real Property	0	0	0	0	16	0	6	0	22	0%	0%	73%	0%	27%	0%	
Tort Other	1	2	3	4	108	13	49	8	185	2%	2%	58%	7%	26%	4%	
Toxic Tort	0	0	0	0	0	0	0	0	0	0%	0%	0%	0%	0%	0%	
UM/UIB Bod Inj	2	0	2	2	90	1	19	0	114	2%	2%	79%	1%	17%	0%	
Total	26	9	35	66	2,533	361	1,016	366	4,377	1%	2%	58%	8%	23%	8%	

NOTE: Some Multicounty Litigation (MCL) cases were transferred in November 2014: Atlantic to Bergen = 8,935; Atlantic to Middlesex = 4,070.

**CIVIL BACKLOG BY CASETYPE
JUNE 2021
MONMOUTH**

	Total	Backlog	% chg
Jun 19	719		
Jun 20	876	22%	
Jun 21	1,266	45%	



1) Casetypes with the state's largest backlogs are highlighted.

2) Some Multicounty Litigation (MCL) cases were transferred in November 2014: Atlantic to Bergen = 8,935; Atlantic to Middlesex = 4,070.

**CIVIL CASELOAD SUMMARY BY CASETYPE
JULY 2020 - JUNE 2021
MORRIS**

	Filings			Resolutions			Clearance		Backlog			Backlog Percent		Backlog Per 100 Monthly Filings		Active Pending		
	Jul 2019 to Jun 2020	Jul 2020 to Jun 2021	percent change	Jul 2019 to Jun 2020	Jul 2020 to Jun 2021	percent change	Jul 2020 - Jun 2021		Jun 2020	Jun 2021	percent change	Jun 2020	Jun 2021	Jun 2020	Jun 2021	percent change		
							number	percent										
Act on Neg Inst	5	5	0%	6	4	-33%	-1	80%	1	0	-100%	33%	0%	240	0	3	4	33%
Asbestos	0	1		0	1		0	100%	0	0	0%	0%	0%	0	0	0	0	0%
Assault & Bat	6	16	167%	14	6	-57%	-10	38%	2	5	150%	18%	13%	400	375	11	40	264%
Auto - Pers Inj	629	579	-8%	502	529	5%	-50	91%	112	212	89%	14%	25%	214	439	798	849	6%
Auto - Property	34	25	-26%	32	27	-16%	2	108%	1	2	100%	5%	11%	35	96	21	19	-10%
Book Account	343	495	44%	312	440	41%	-55	89%	12	19	58%	6%	7%	42	46	216	269	25%
Civil Rights	14	10	-29%	17	6	-65%	-4	60%	0	1		0%	8%	0	120	8	12	50%
Complex Comme	20	18	-10%	11	25	127%	7	139%	15	24	60%	32%	55%	900	1,600	47	44	-6%
Condemnation	0	5		0	4		-1	80%	0	0	0%	0%	0%	0	0	0	1	
Construction	34	36	6%	26	29	12%	-7	81%	5	12	140%	13%	27%	176	400	38	45	18%
Contract/Comme	505	467	-8%	445	487	9%	20	104%	36	71	97%	8%	16%	86	182	460	438	-5%
Employment	14	17	21%	14	11	-21%	-6	65%	0	3		0%	21%	0	212	9	14	56%
Lieu of P. Writ	28	26	-7%	40	17	-58%	-9	65%	2	4	100%	11%	13%	86	185	19	30	58%
Medical Malprac	57	48	-16%	60	26	-57%	-22	54%	29	61	110%	24%	42%	611	1,525	122	146	20%
Name Change	98	119	21%	106	109	3%	-10	92%	0	0	0%	0%	0%	0	0	18	28	56%
Other Insurance	49	38	-22%	48	36	-25%	-2	95%	3	8	167%	10%	26%	73	253	29	31	7%
Other MCL	0	1		0	0	0%	-1	0%	0	0	0%	0%	0%	0	0	0	0	0%
Other Track 1	181	191	6%	155	177	14%	-14	93%	8	14	75%	8%	13%	53	88	96	106	10%
Other Track 3	82	97	18%	66	69	5%	-28	71%	11	27	145%	10%	20%	161	334	105	134	28%
Other Track 4	11	11	0%	23	18	-22%	7	164%	20	17	-15%	54%	57%	2,182	1,855	37	30	-19%
Personal Injury	409	366	-11%	372	298	-20%	-68	81%	78	144	85%	15%	26%	229	472	506	548	8%
Prod Liability	54	222	311%	45	188	318%	-34	85%	11	9	-18%	24%	11%	244	49	46	85	85%
Prof Malpractic	27	16	-41%	42	27	-36%	11	169%	14	20	43%	26%	43%	622	1,500	53	47	-11%
PIP Coverage	68	45	-34%	71	41	-42%	-4	91%	0	2		0%	11%	0	53	15	19	27%
Real Property	17	18	6%	15	17	13%	-1	94%	2	5	150%	18%	42%	141	333	11	12	9%
Tort Other	87	90	3%	66	75	14%	-15	83%	6	16	167%	8%	18%	83	213	75	91	21%
Toxic Tort	0	1		1	0	-100%	-1	0%	1	1	0%	50%	25%	1,200		2	4	100%
UM/UIM Bod Inj	31	17	-45%	24	20	-17%	3	118%	4	7	75%	12%	23%	155	494	34	31	-9%
Total	2,803	2,980	6%	2,513	2,687	7%	-293	90%	373	684	83%	13%	22%	160	275	2,779	3,077	11%

NOTE: Some Multicounty Litigation (MCL) cases were transferred in November 2014: Atlantic to Bergen = 8,935; Atlantic to Middlesex = 4,070.

CIVIL BACKLOG SUMMARY BY CASETYPE

June 2021

MORRIS

	Cases in Backlog															
	Track 1					Track 2				Track 3			Track 4			Total Backlog
	12 to 18 months	18 to 24 months	24 to 36 months	over 36 months	Total Track 1	18 to 24 months	24 to 36 months	over 36 months	Total Track 2	24 to 36 months	over 36 months	Total Track 3	24 to 36 months	over 36 months	Total Track 4	
Act on Neg Inst	0	0	0	0	0	0	0	0	0	0	0	0	0	0	0	0
Asbestos	0	0	0	0	0	0	0	0	0	0	0	0	0	0	0	0
Assault & Bat	0	0	0	0	0	0	0	0	0	3	2	5	0	0	0	0
Auto - Pers Inj	0	0	0	0	0	109	98	5	212	0	0	0	0	0	0	0
Auto - Property	0	0	0	0	0	1	1	0	2	0	0	0	0	0	0	0
Book Account	12	6	1	0	19	0	0	0	0	0	0	0	0	0	0	0
Civil Rights	0	0	0	0	0	0	0	0	0	0	1	1	0	0	0	0
Complex Comme	0	0	0	0	0	0	0	0	0	0	0	0	11	13	24	24
Condemnation	0	0	0	0	0	0	0	0	0	0	0	0	0	0	0	0
Construction	0	0	0	0	0	5	7	0	12	0	0	0	0	0	0	0
Contract/Comme	0	0	0	0	0	37	31	3	71	0	0	0	0	0	0	0
Employment	0	0	0	0	0	0	2	1	3	0	0	0	0	0	0	0
Lieu of P. Writ	0	0	0	0	0	0	0	0	0	0	0	0	2	2	4	4
Medical Malprac	0	0	0	0	0	0	0	0	0	35	26	61	0	0	0	0
Name Change	0	0	0	0	0	0	0	0	0	0	0	0	0	0	0	0
Other Insurance	6	1	1	0	8	0	0	0	0	0	0	0	0	0	0	0
Other Mass Tort	0	0	0	0	0	0	0	0	0	0	0	0	0	0	0	0
Other Track 1	8	4	1	0	13	0	1	0	1	0	0	0	0	0	0	0
Other Track 3	0	0	0	0	0	0	0	0	0	23	4	27	0	0	0	0
Other Track 4	0	0	0	0	0	0	0	0	0	0	0	0	6	11	17	17
Personal Injury	0	0	0	0	0	82	55	7	144	0	0	0	0	0	0	0
Prod Liability	0	0	0	0	0	0	0	0	0	0	9	9	0	0	0	0
Prof Malpractic	0	0	0	0	0	0	0	0	0	9	11	20	0	0	0	0
PIP Coverage	2	0	0	0	2	0	0	0	0	0	0	0	0	0	0	0
Real Property	3	1	1	0	5	0	0	0	0	0	0	0	0	0	0	0
Tort Other	0	0	0	0	0	9	7	0	16	0	0	0	0	0	0	0
Toxic Tort	0	0	0	0	0	0	0	0	0	0	1	1	0	0	0	0
UM/UIM Bod Inj	0	0	0	0	0	3	4	0	7	0	0	0	0	0	0	0
Total	31	12	4	0	47	246	206	16	468	70	54	124	19	26	45	684

NOTE: Some Multicounty Litigation (MCL) cases were transferred in November 2014: Atlantic to Bergen = 8,935; Atlantic to Middlesex = 4,070.

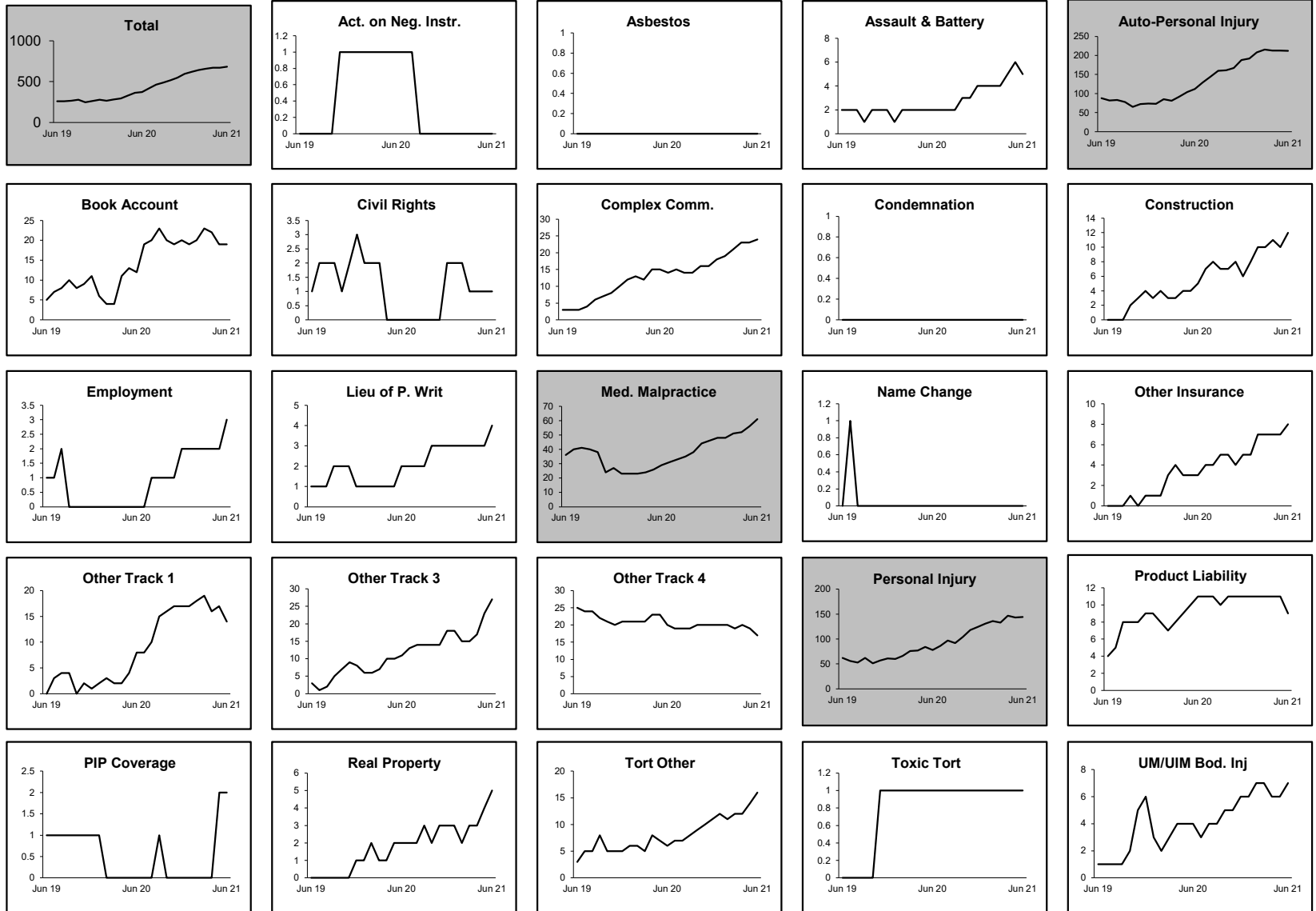
CIVIL RESOLUTION SUMMARY BY CASETYPE JULY 2020 - JUNE 2021 MORRIS

	Trial			Summary					Total	Percent resolved by						Monthly Resolutions
	Jury	Nonjury	Total	Judgment	Settlement	Default Judgment	Dismiss	Other		Trial	Sum Jud	Settle	Default J	Dismiss	Other	
Act on Neg Inst	0	1	1	0	0	2	1	0	4	25%	0%	0%	50%	25%	0%	
Asbestos	0	0	0	0	0	0	0	1	1	0%	0%	0%	0%	0%	100%	
Assault & Bat	0	0	0	0	1	0	3	2	6	0%	0%	17%	0%	50%	33%	
Auto - Pers Inj	2	0	2	0	125	1	386	15	529	0%	0%	24%	0%	73%	3%	
Auto - Property	0	0	0	0	6	2	18	1	27	0%	0%	22%	7%	67%	4%	
Book Account	0	2	2	9	99	119	209	2	440	0%	2%	23%	27%	48%	0%	
Civil Rights	0	0	0	0	1	0	5	0	6	0%	0%	17%	0%	83%	0%	
Complex Commer	0	0	0	0	6	0	19	0	25	0%	0%	24%	0%	76%	0%	
Condemnation	0	0	0	0	1	0	0	3	4	0%	0%	25%	0%	0%	75%	
Construction	0	0	0	0	7	2	19	1	29	0%	0%	24%	7%	66%	3%	
Contract/Commer	0	2	2	11	95	69	293	17	487	0%	2%	20%	14%	60%	3%	
Employment	0	0	0	0	0	0	7	4	11	0%	0%	0%	0%	64%	36%	
Lieu of P. Writ	0	0	0	0	0	0	12	5	17	0%	0%	0%	0%	71%	29%	
Medical Malprac	0	0	0	0	3	0	21	2	26	0%	0%	12%	0%	81%	8%	
Name Change	0	0	0	0	0	0	5	104	109	0%	0%	0%	0%	5%	95%	
Other Insurance	0	0	0	1	6	1	23	5	36	0%	3%	17%	3%	64%	14%	
Other MCL	0	0	0	0	0	0	0	0	0	0%	0%	0%	0%	0%	0%	
Other Track 1	0	3	3	0	41	11	84	38	177	2%	0%	23%	6%	47%	21%	
Other Track 3	0	0	0	0	14	0	49	6	69	0%	0%	20%	0%	71%	9%	
Other Track 4	0	1	1	0	1	2	6	8	18	6%	0%	6%	11%	33%	44%	
Personal Injury	0	0	0	0	92	2	176	28	298	0%	0%	31%	1%	59%	9%	
Prod Liability	0	0	0	0	4	0	21	163	188	0%	0%	2%	0%	11%	87%	
Prof Malpractic	0	0	0	0	8	1	18	0	27	0%	0%	30%	4%	67%	0%	
PIP Coverage	0	0	0	0	3	0	33	5	41	0%	0%	7%	0%	80%	12%	
Real Property	0	0	0	0	1	1	12	3	17	0%	0%	6%	6%	71%	18%	
Tort Other	0	1	1	0	15	1	52	6	75	1%	0%	20%	1%	69%	8%	
Toxic Tort	0	0	0	0	0	0	0	0	0	0%	0%	0%	0%	0%	0%	
UM/UIM Bod Inj	0	0	0	0	3	0	16	1	20	0%	0%	15%	0%	80%	5%	
Total	2	10	12	21	532	214	1,488	420	2,687	0%	1%	20%	8%	55%	16%	

NOTE: Some Multicounty Litigation (MCL) cases were transferred in November 2014: Atlantic to Bergen = 8,935; Atlantic to Middlesex = 4,070.

**CIVIL BACKLOG BY CASETYPE
JUNE 2021
MORRIS**

	Total	Backlog	% chg
Jun 19		260	
Jun 20		373	43%
Jun 21		684	83%



1) Casetypes with the state's largest backlogs are highlighted.

2) Some Multicounty Litigation (MCL) cases were transferred in November 2014: Atlantic to Bergen = 8,935; Atlantic to Middlesex = 4,070.

**CIVIL CASELOAD SUMMARY BY CASETYPE
JULY 2020 - JUNE 2021
OCEAN**

	Filings			Resolutions			Clearance		Backlog			Backlog Percent		Backlog Per 100 Monthly Filings		Active Pending		
	Jul 2019	Jul 2020	percent change	Jul 2019	Jul 2020	percent change	Jul 2020 - Jun 2021		Jun 2020	Jun 2021	percent change	Jun 2020	Jun 2021	Jun 2020	Jun 2021	Jun 2020	Jun 2021	percent change
	to Jun 2020	to Jun 2021		to Jun 2020	to Jun 2021		number	percent										
Act on Neg Inst	13	23	77%	9	17	89%	-6	74%	2	1	-50%	20%	6%	185	52	10	16	60%
Asbestos	0	0	0%	0	0	0%	0	100%	0	0	0%	0%	0%	0	0	0	0	0%
Assault & Bat	9	6	-33%	12	7	-42%	1	117%	3	2	-33%	23%	14%	400	400	13	14	8%
Auto - Pers Inj	919	941	2%	859	805	-6%	-136	86%	290	430	48%	22%	30%	379	548	1,298	1,433	10%
Auto - Property	47	36	-23%	33	38	15%	2	106%	5	9	80%	13%	23%	128	300	40	39	-3%
Book Account	427	603	41%	400	514	29%	-89	85%	23	32	39%	10%	10%	65	64	237	324	37%
Civil Rights	13	14	8%	9	17	89%	3	121%	3	4	33%	21%	36%	277	343	14	11	-21%
Complex Comme	12	7	-42%	14	14	0%	7	200%	5	8	60%	29%	57%	500	1,371	17	14	-18%
Condemnation	32	18	-44%	39	109	179%	91	606%	130	43	-67%	91%	83%	4,875	2,867	143	52	-64%
Construction	24	22	-8%	24	21	-13%	-1	95%	7	12	71%	23%	39%	350	655	31	31	0%
Contract/Comme	418	436	4%	424	445	5%	9	102%	29	53	83%	9%	17%	83	146	314	303	-4%
Employment	7	8	14%	4	7	75%	-1	88%	3	5	67%	25%	42%	514	750	12	12	0%
Lieu of P. Writ	44	50	14%	29	46	59%	-4	92%	8	9	13%	16%	17%	218	216	49	54	10%
Medical Malprac	70	60	-14%	58	50	-14%	-10	83%	30	65	117%	20%	41%	514	1,300	148	160	8%
Name Change	90	119	32%	85	128	51%	9	108%	0	4		0%	14%	0	40	38	29	-24%
Other Insurance	26	20	-23%	22	17	-23%	-3	85%	4	8	100%	17%	36%	185	480	23	22	-4%
Other MCL	0	0	0%	0	0	0%	0	100%	0	0	0%	0%	0%	0	0	0	0	0%
Other Track 1	244	279	14%	192	233	21%	-46	84%	26	63	142%	16%	30%	128	271	166	213	28%
Other Track 3	89	111	25%	57	71	25%	-40	64%	11	26	136%	10%	17%	148	281	114	156	37%
Other Track 4	14	10	-29%	9	9	0%	-1	90%	4	8	100%	19%	33%	343	960	21	24	14%
Personal Injury	551	518	-6%	434	469	8%	-49	91%	170	271	59%	21%	32%	370	628	800	846	6%
Prod Liability	18	14	-22%	21	18	-14%	4	129%	9	12	33%	31%	41%	600	1,029	29	29	0%
Prof Malpractic	30	30	0%	20	24	20%	-6	80%	10	25	150%	18%	34%	400	1,000	57	74	30%
PIP Coverage	4	5	25%	2	3	50%	-2	60%	0	1		0%	20%	0	240	3	5	67%
Real Property	28	26	-7%	21	28	33%	2	108%	5	9	80%	21%	45%	214	415	24	20	-17%
Tort Other	117	137	17%	105	120	14%	-17	88%	16	28	75%	14%	22%	164	245	118	129	9%
Toxic Tort	0	0	0%	0	0	0%	0	100%	0	0	0%	0%	0%	0	0	0	0	0%
UM/UIIM Bod Inj	64	38	-41%	64	47	-27%	9	124%	11	28	155%	14%	41%	206	884	77	68	-12%
Total	3,310	3,531	7%	2,946	3,257	11%	-274	92%	804	1,156	44%	21%	28%	291	393	3,796	4,078	7%

NOTE: Some Multicounty Litigation (MCL) cases were transferred in November 2014: Atlantic to Bergen = 8,935; Atlantic to Middlesex = 4,070.

CIVIL BACKLOG SUMMARY BY CASETYPE

June 2021

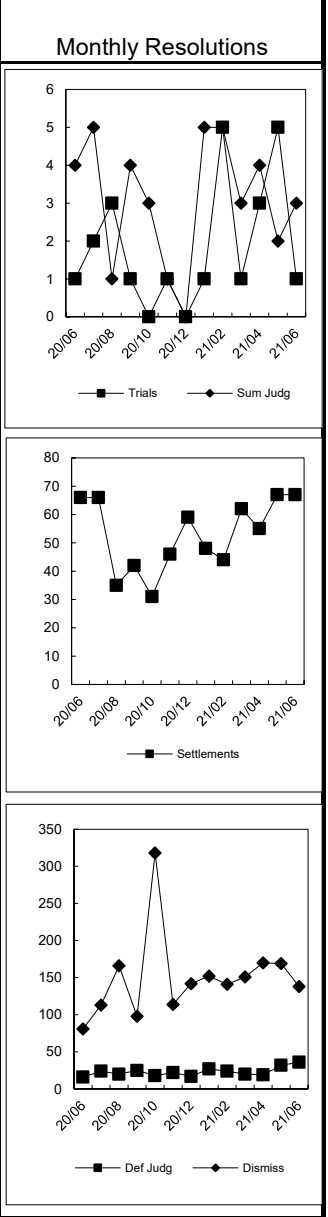
OCEAN

	Cases in Backlog															
	Track 1					Track 2				Track 3			Track 4			Total Backlog
	12 to 18 months	18 to 24 months	24 to 36 months	over 36 months	Total Track 1	18 to 24 months	24 to 36 months	over 36 months	Total Track 2	24 to 36 months	over 36 months	Total Track 3	24 to 36 months	over 36 months	Total Track 4	
Act on Neg Inst	1	0	0	0	1	0	0	0	0	0	0	0	0	0	0	1
Asbestos	0	0	0	0	0	0	0	0	0	0	0	0	0	0	0	0
Assault & Bat	0	0	0	0	0	0	0	0	0	1	1	2	0	0	0	2
Auto - Pers Inj	0	0	0	0	0	184	184	60	428	0	1	1	1	0	1	430
Auto - Property	0	0	0	0	0	3	5	1	9	0	0	0	0	0	0	9
Book Account	19	3	8	2	32	0	0	0	0	0	0	0	0	0	0	32
Civil Rights	1	0	0	0	1	0	0	0	0	2	1	3	0	0	0	4
Complex Comme	0	0	0	0	0	0	0	0	0	0	0	0	5	3	8	8
Condemnation	0	0	0	0	0	0	0	0	0	0	43	43	0	0	0	43
Construction	0	0	0	0	0	4	5	2	11	0	1	1	0	0	0	12
Contract/Comme	0	0	0	0	0	25	20	8	53	0	0	0	0	0	0	53
Employment	0	0	0	0	0	1	4	0	5	0	0	0	0	0	0	5
Lieu of P. Writ	0	0	0	0	0	0	0	0	0	0	0	0	3	6	9	9
Medical Malprac	0	0	0	0	0	0	0	0	0	46	19	65	0	0	0	65
Name Change	3	1	0	0	4	0	0	0	0	0	0	0	0	0	0	4
Other Insurance	6	1	0	1	8	0	0	0	0	0	0	0	0	0	0	8
Other Mass Tort	0	0	0	0	0	0	0	0	0	0	0	0	0	0	0	0
Other Track 1	31	14	11	2	58	2	2	1	5	0	0	0	0	0	0	63
Other Track 3	0	0	0	0	0	0	0	0	0	19	7	26	0	0	0	26
Other Track 4	0	0	0	0	0	0	0	0	0	1	0	1	3	4	7	8
Personal Injury	0	0	0	0	0	118	116	37	271	0	0	0	0	0	0	271
Prod Liability	0	0	0	0	0	0	0	0	0	6	5	11	0	1	1	12
Prof Malpractic	0	0	0	0	0	0	0	0	0	17	8	25	0	0	0	25
PIP Coverage	1	0	0	0	1	0	0	0	0	0	0	0	0	0	0	1
Real Property	3	3	2	1	9	0	0	0	0	0	0	0	0	0	0	9
Tort Other	0	0	0	0	0	12	8	8	28	0	0	0	0	0	0	28
Toxic Tort	0	0	0	0	0	0	0	0	0	0	0	0	0	0	0	0
UM/UIM Bod Inj	0	0	0	0	0	14	12	2	28	0	0	0	0	0	0	28
Total	65	22	21	6	114	363	356	119	838	92	86	178	12	14	26	1,156

NOTE: Some Multicounty Litigation (MCL) cases were transferred in November 2014: Atlantic to Bergen = 8,935; Atlantic to Middlesex = 4,070.

CIVIL RESOLUTION SUMMARY BY CASETYPE
JULY 2020 - JUNE 2021
OCEAN

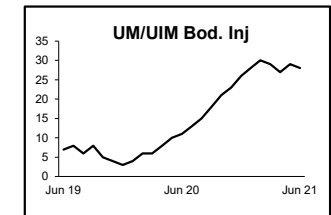
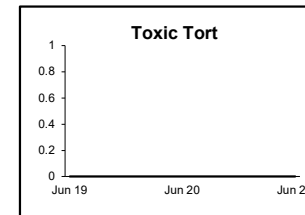
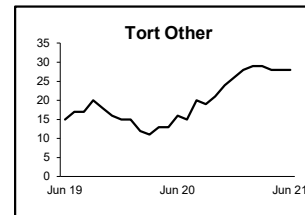
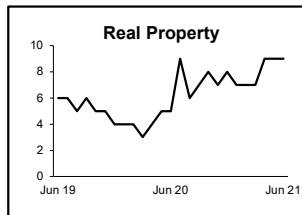
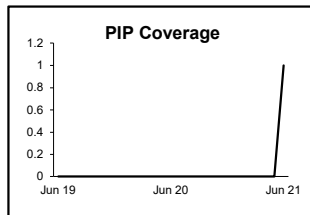
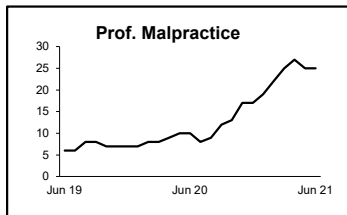
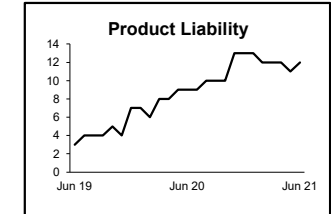
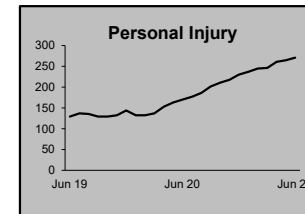
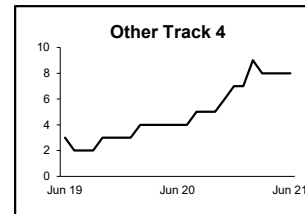
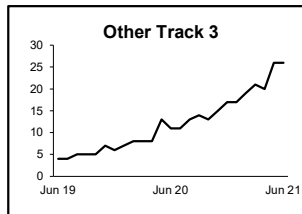
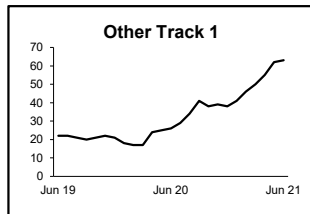
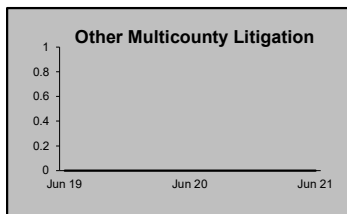
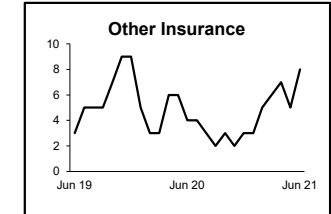
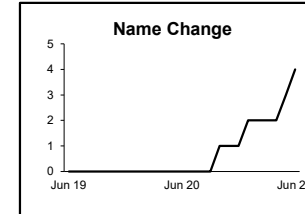
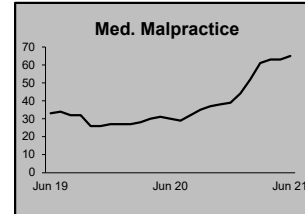
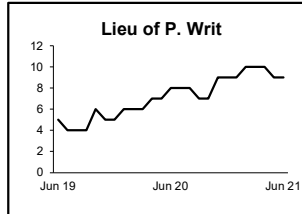
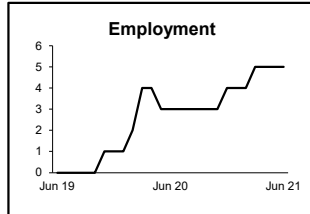
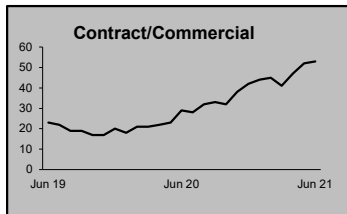
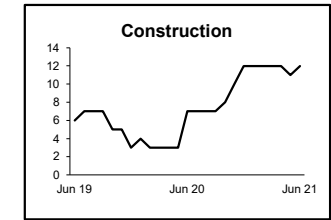
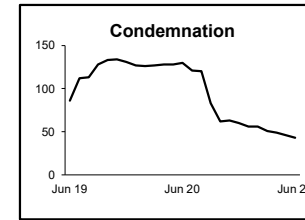
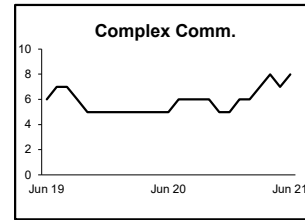
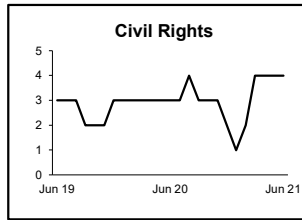
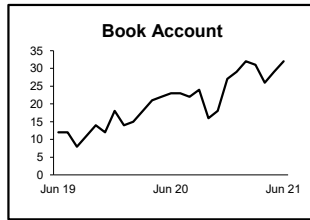
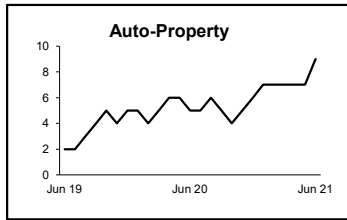
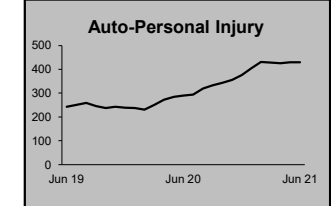
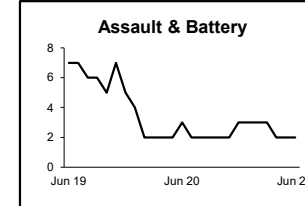
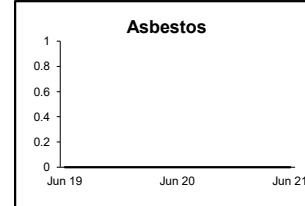
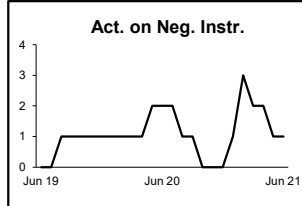
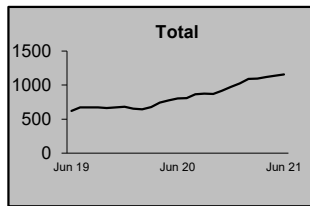
	Trial			Summary					Total	Percent resolved by					
	Jury	Nonjury	Total	Judgment	Settlement	Default Judgment	Dismiss	Other		Trial	Sum Jud	Settle	Default J	Dismiss	Other
Act on Neg Inst	0	0	0	1	1	3	12	0	17	0%	6%	6%	18%	71%	0%
Asbestos	0	0	0	0	0	0	0	0	0	0%	0%	0%	0%	0%	0%
Assault & Bat	0	0	0	0	2	1	4	0	7	0%	0%	29%	14%	57%	0%
Auto - Pers Inj	6	0	6	1	202	2	566	28	805	1%	0%	25%	0%	70%	3%
Auto - Property	0	0	0	0	4	9	25	0	38	0%	0%	11%	24%	66%	0%
Book Account	0	0	0	5	71	147	276	15	514	0%	1%	14%	29%	54%	3%
Civil Rights	0	0	0	1	2	0	13	1	17	0%	6%	12%	0%	76%	6%
Complex Commer	0	0	0	1	2	2	7	2	14	0%	7%	14%	14%	50%	14%
Condemnation	0	0	0	0	24	0	1	84	109	0%	0%	22%	0%	1%	77%
Construction	0	0	0	2	3	1	12	3	21	0%	10%	14%	5%	57%	14%
Contract/Commer	0	1	1	5	77	92	245	25	445	0%	1%	17%	21%	55%	6%
Employment	0	0	0	0	0	0	4	3	7	0%	0%	0%	0%	57%	43%
Lieu of P. Writ	0	12	12	3	3	0	25	3	46	26%	7%	7%	0%	54%	7%
Medical Malprac	0	0	0	1	16	0	29	4	50	0%	2%	32%	0%	58%	8%
Name Change	0	0	0	0	0	0	4	124	128	0%	0%	0%	0%	3%	97%
Other Insurance	0	0	0	2	0	0	9	6	17	0%	12%	0%	0%	53%	35%
Other MCL	0	0	0	0	0	0	0	0	0	0%	0%	0%	0%	0%	0%
Other Track 1	0	2	2	2	41	7	127	54	233	1%	1%	18%	3%	55%	23%
Other Track 3	0	0	0	0	7	0	58	6	71	0%	0%	10%	0%	82%	8%
Other Track 4	0	0	0	0	0	3	6	0	9	0%	0%	0%	33%	67%	0%
Personal Injury	0	0	0	8	116	4	294	47	469	0%	2%	25%	1%	63%	10%
Prod Liability	0	0	0	1	5	0	9	3	18	0%	6%	28%	0%	50%	17%
Prof Malpractic	0	0	0	0	7	0	16	1	24	0%	0%	29%	0%	67%	4%
PIP Coverage	0	0	0	0	1	0	2	0	3	0%	0%	33%	0%	67%	0%
Real Property	0	0	0	0	4	1	18	5	28	0%	0%	14%	4%	64%	18%
Tort Other	0	0	0	3	22	12	77	6	120	0%	3%	18%	10%	64%	5%
Toxic Tort	0	0	0	0	0	0	0	0	0	0%	0%	0%	0%	0%	0%
UM/UIM Bod Inj	1	1	2	0	12	0	33	0	47	4%	0%	26%	0%	70%	0%
Total	7	16	23	36	622	284	1,872	420	3,257	1%	1%	19%	9%	57%	13%



NOTE: Some Multicounty Litigation (MCL) cases were transferred in November 2014: Atlantic to Bergen = 8,935; Atlantic to Middlesex = 4,070.

**CIVIL BACKLOG BY CASETYPE
JUNE 2021
OCEAN**

	Total	Backlog	% chg
Jun 19	624		
Jun 20	804	29%	
Jun 21	1,156	44%	



1) Casetypes with the state's largest backlogs are highlighted.

2) Some Multicounty Litigation (MCL) cases were transferred in November 2014: Atlantic to Bergen = 8,935; Atlantic to Middlesex = 4,070.

**CIVIL CASELOAD SUMMARY BY CASETYPE
JULY 2020 - JUNE 2021
PASSAIC**

	Filings			Resolutions			Clearance		Backlog			Backlog Percent		Backlog Per 100 Monthly Filings		Active Pending		
	Jul 2019 to Jun 2020	Jul 2020 to Jun 2021	percent change	Jul 2019 to Jun 2020	Jul 2020 to Jun 2021	percent change	Jul 2020 - Jun 2021		Jun 2020	Jun 2021	percent change	Jun 2020	Jun 2021	Jun 2020	Jun 2021	Jun 2020	Jun 2021	percent change
							number	percent										
Act on Neg Inst	10	7	-30%	6	10	67%	3	143%	0	1		0%	25%	0	171	7	4	-43%
Asbestos	0	0	0%	0	0	0%	0	100%	0	0	0%	0%	0%	0	0	0	0	0%
Assault & Bat	6	24	300%	6	8	33%	-16	33%	1	3	200%	7%	6%	200	150	14	49	250%
Auto - Pers Inj	2,061	2,049	-1%	1,922	1,947	1%	-102	95%	416	598	44%	16%	22%	242	350	2,578	2,680	4%
Auto - Property	55	53	-4%	34	66	94%	13	125%	6	5	-17%	11%	12%	131	113	56	43	-23%
Book Account	404	598	48%	357	510	43%	-88	85%	12	21	75%	5%	6%	36	42	251	340	35%
Civil Rights	8	15	88%	11	14	27%	-1	93%	4	6	50%	27%	38%	600	480	15	16	7%
Complex Comme	10	8	-20%	5	9	80%	1	113%	4	4	0%	27%	29%	480	600	15	14	-7%
Condemnation	3	1	-67%	5	1	-80%	0	100%	0	0	0%	0%	0%	0	0	2	2	0%
Construction	13	13	0%	12	12	0%	-1	92%	7	10	43%	37%	53%	646	923	19	19	0%
Contract/Comme	374	425	14%	359	371	3%	-54	87%	28	72	157%	9%	19%	90	203	317	372	17%
Employment	3	7	133%	9	3	-67%	-4	43%	1	2	100%	25%	25%	400	343	4	8	100%
Lieu of P. Writ	22	18	-18%	16	16	0%	-2	89%	3	4	33%	13%	16%	164	267	23	25	9%
Medical Malprac	61	48	-21%	37	32	-14%	-16	67%	15	23	53%	16%	20%	295	575	94	113	20%
Name Change	88	113	28%	98	96	-2%	-17	85%	0	0	0%	0%	0%	0	0	13	31	138%
Other Insurance	29	26	-10%	33	21	-36%	-5	81%	3	9	200%	18%	41%	124	415	17	22	29%
Other MCL	0	1		0	0	0%	-1	0%	0	0	0%	0%	0%	0	0	0	0	0%
Other Track 1	180	174	-3%	155	153	-1%	-21	88%	15	29	93%	13%	22%	100	200	116	129	11%
Other Track 3	73	89	22%	51	78	53%	-11	88%	11	22	100%	11%	19%	181	297	104	116	12%
Other Track 4	10	13	30%	11	8	-27%	-5	62%	9	13	44%	41%	48%	1,080	1,200	22	27	23%
Personal Injury	590	512	-13%	603	536	-11%	24	105%	152	204	34%	19%	27%	309	478	796	759	-5%
Prod Liability	6	8	33%	14	8	-43%	0	100%	5	4	-20%	38%	31%	1,000	600	13	13	0%
Prof Malpractic	16	21	31%	21	15	-29%	-6	71%	7	15	114%	20%	33%	525	857	35	45	29%
PIP Coverage	21	19	-10%	22	22	0%	3	116%	2	1	-50%	14%	9%	114	63	14	11	-21%
Real Property	33	18	-45%	22	23	5%	5	128%	4	8	100%	17%	42%	145	533	24	19	-21%
Tort Other	90	95	6%	78	80	3%	-15	84%	10	26	160%	11%	25%	133	328	93	106	14%
Toxic Tort	0	0	0%	2	0	-100%	0	100%	0	0	0%	0%	0%	0	0	0	1	
UM/UIIM Bod Inj	88	102	16%	99	99	0%	-3	97%	19	29	53%	16%	24%	259	341	116	119	3%
Total	4,254	4,457	5%	3,988	4,138	4%	-319	93%	734	1,109	51%	15%	22%	207	299	4,758	5,083	7%

NOTE: Some Multicounty Litigation (MCL) cases were transferred in November 2014: Atlantic to Bergen = 8,935; Atlantic to Middlesex = 4,070.

CIVIL BACKLOG SUMMARY BY CASETYPE

June 2021

PASSAIC

	Cases in Backlog															
	Track 1					Track 2				Track 3			Track 4			Total Backlog
	12 to 18 months	18 to 24 months	24 to 36 months	over 36 months	Total Track 1	18 to 24 months	24 to 36 months	over 36 months	Total Track 2	24 to 36 months	over 36 months	Total Track 3	24 to 36 months	over 36 months	Total Track 4	
Act on Neg Inst	1	0	0	0	1	0	0	0	0	0	0	0	0	0	0	1
Asbestos	0	0	0	0	0	0	0	0	0	0	0	0	0	0	0	0
Assault & Bat	0	0	0	0	0	0	0	0	0	2	1	3	0	0	0	3
Auto - Pers Inj	1	0	0	0	1	317	244	36	597	0	0	0	0	0	0	598
Auto - Property	0	0	0	0	0	2	3	0	5	0	0	0	0	0	0	5
Book Account	15	3	3	0	21	0	0	0	0	0	0	0	0	0	0	21
Civil Rights	0	0	0	0	0	0	0	0	0	3	3	6	0	0	0	6
Complex Comme	0	0	0	0	0	0	0	0	0	0	0	0	1	3	4	4
Condemnation	0	0	0	0	0	0	0	0	0	0	0	0	0	0	0	0
Construction	0	0	0	0	0	5	5	0	10	0	0	0	0	0	0	10
Contract/Comme	0	0	0	0	0	31	32	9	72	0	0	0	0	0	0	72
Employment	0	0	0	0	0	1	1	0	2	0	0	0	0	0	0	2
Lieu of P. Writ	0	0	0	0	0	0	0	0	0	0	0	0	1	3	4	4
Medical Malprac	0	0	0	0	0	0	0	0	0	11	12	23	0	0	0	23
Name Change	0	0	0	0	0	0	0	0	0	0	0	0	0	0	0	0
Other Insurance	5	2	2	0	9	0	0	0	0	0	0	0	0	0	0	9
Other Mass Tort	0	0	0	0	0	0	0	0	0	0	0	0	0	0	0	0
Other Track 1	10	12	6	1	29	0	0	0	0	0	0	0	0	0	0	29
Other Track 3	0	0	0	0	0	0	0	0	0	17	5	22	0	0	0	22
Other Track 4	0	0	0	0	0	0	0	0	0	0	0	0	5	8	13	13
Personal Injury	0	0	0	0	0	110	75	19	204	0	0	0	0	0	0	204
Prod Liability	0	0	0	0	0	0	0	0	0	2	2	4	0	0	0	4
Prof Malpractic	0	0	0	0	0	0	0	0	0	10	5	15	0	0	0	15
PIP Coverage	1	0	0	0	1	0	0	0	0	0	0	0	0	0	0	1
Real Property	2	3	2	1	8	0	0	0	0	0	0	0	0	0	0	8
Tort Other	0	0	0	0	0	14	10	2	26	0	0	0	0	0	0	26
Toxic Tort	0	0	0	0	0	0	0	0	0	0	0	0	0	0	0	0
UM/UIM Bod Inj	0	0	0	0	0	18	10	1	29	0	0	0	0	0	0	29
Total	35	20	13	2	70	498	380	67	945	45	28	73	7	14	21	1,109

NOTE: Some Multicounty Litigation (MCL) cases were transferred in November 2014: Atlantic to Bergen = 8,935; Atlantic to Middlesex = 4,070.

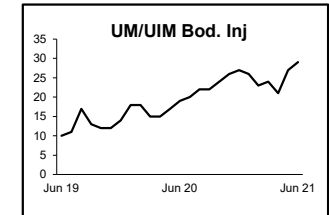
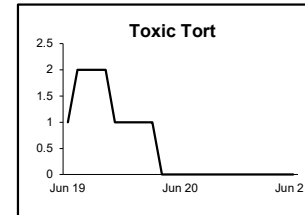
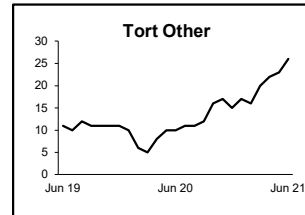
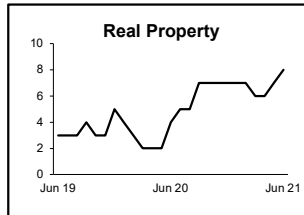
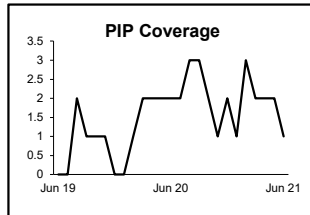
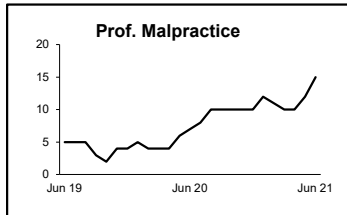
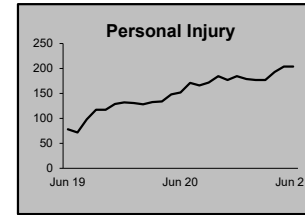
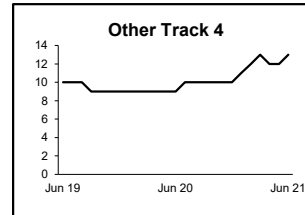
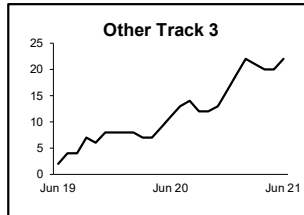
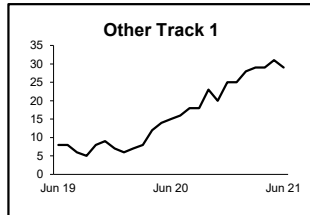
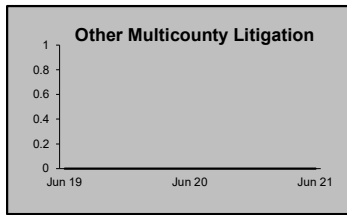
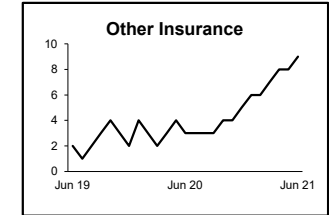

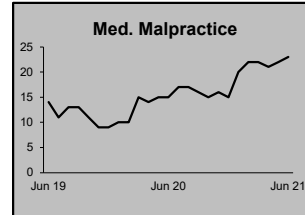
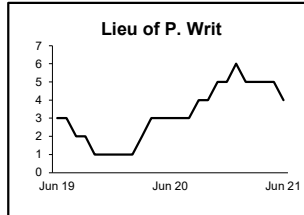
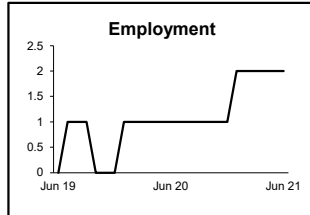
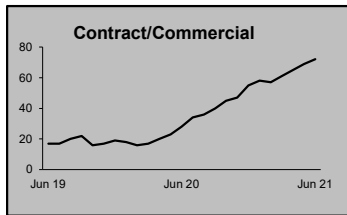
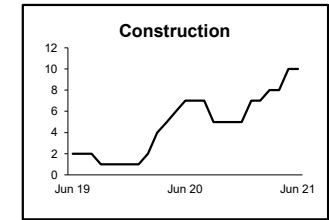
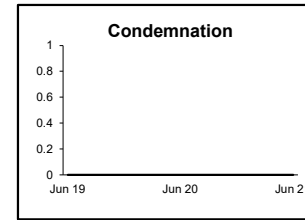
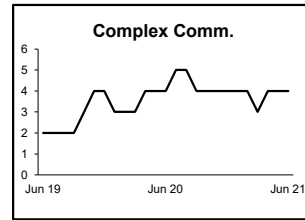
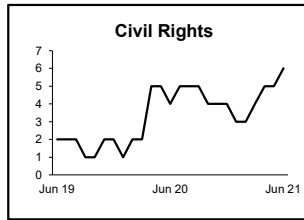
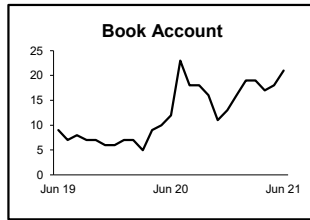
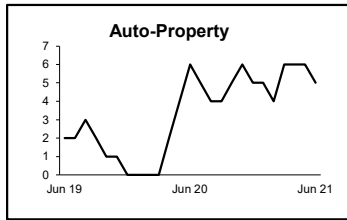
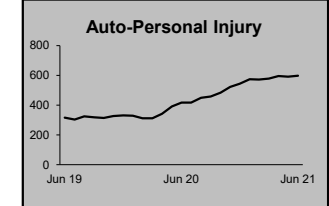
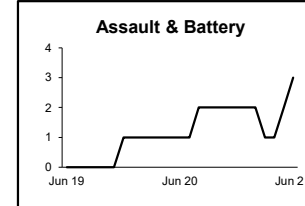
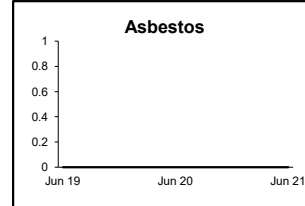
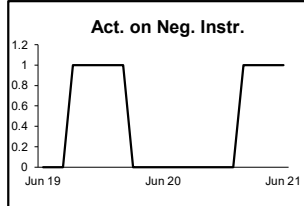
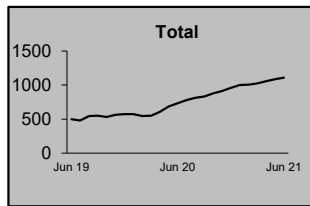
CIVIL RESOLUTION SUMMARY BY CASETYPE
JULY 2020 - JUNE 2021
PASSAIC

	Trial			Summary					Total	Percent resolved by						Monthly Resolutions
	Jury	Nonjury	Total	Judgment	Settlement	Default Judgment	Dismiss	Other		Trial	Sum Jud	Settle	Default J	Dismiss	Other	
Act on Neg Inst	0	0	0	0	0	4	6	0	10	0%	0%	0%	40%	60%	0%	
Asbestos	0	0	0	0	0	0	0	0	0	0%	0%	0%	0%	0%	0%	
Assault & Bat	0	0	0	0	4	0	4	0	8	0%	0%	50%	0%	50%	0%	
Auto - Pers Inj	7	0	7	8	1,299	10	565	58	1,947	0%	0%	67%	1%	29%	3%	
Auto - Property	0	0	0	0	19	14	32	1	66	0%	0%	29%	21%	48%	2%	
Book Account	0	0	0	14	110	143	232	11	510	0%	3%	22%	28%	45%	2%	
Civil Rights	0	0	0	1	1	0	9	3	14	0%	7%	7%	0%	64%	21%	
Complex Commer	0	0	0	0	3	0	5	1	9	0%	0%	33%	0%	56%	11%	
Condemnation	0	0	0	1	0	0	0	0	1	0%	100%	0%	0%	0%	0%	
Construction	0	0	0	0	8	1	3	0	12	0%	0%	67%	8%	25%	0%	
Contract/Commer	0	0	0	3	84	59	204	21	371	0%	1%	23%	16%	55%	6%	
Employment	0	0	0	0	1	0	1	1	3	0%	0%	33%	0%	33%	33%	
Lieu of P. Writ	0	0	0	0	0	0	12	4	16	0%	0%	0%	0%	75%	25%	
Medical Malprac	0	0	0	0	12	0	17	3	32	0%	0%	38%	0%	53%	9%	
Name Change	0	0	0	0	0	0	1	95	96	0%	0%	0%	0%	1%	99%	
Other Insurance	0	0	0	2	3	3	9	4	21	0%	10%	14%	14%	43%	19%	
Other MCL	0	0	0	0	0	0	0	0	0	0%	0%	0%	0%	0%	0%	
Other Track 1	0	0	0	5	38	12	71	27	153	0%	3%	25%	8%	46%	18%	
Other Track 3	0	0	0	1	30	0	42	5	78	0%	1%	38%	0%	54%	6%	
Other Track 4	0	0	0	0	2	2	3	1	8	0%	0%	25%	25%	38%	13%	
Personal Injury	0	0	0	5	343	12	161	15	536	0%	1%	64%	2%	30%	3%	
Prod Liability	0	0	0	0	4	0	2	2	8	0%	0%	50%	0%	25%	25%	
Prof Malpractic	0	0	0	0	8	0	7	0	15	0%	0%	53%	0%	47%	0%	
PIP Coverage	0	0	0	0	5	1	13	3	22	0%	0%	23%	5%	59%	14%	
Real Property	0	0	0	0	2	1	19	1	23	0%	0%	9%	4%	83%	4%	
Tort Other	0	0	0	0	21	7	44	8	80	0%	0%	26%	9%	55%	10%	
Toxic Tort	0	0	0	0	0	0	0	0	0	0%	0%	0%	0%	0%	0%	
UM/UIM Bod Inj	0	0	0	0	71	3	25	0	99	0%	0%	72%	3%	25%	0%	
Total	7	0	7	40	2,068	272	1,487	264	4,138	0%	1%	50%	7%	36%	6%	

NOTE: Some Multicounty Litigation (MCL) cases were transferred in November 2014: Atlantic to Bergen = 8,935; Atlantic to Middlesex = 4,070.

**CIVIL BACKLOG BY CASETYPE
JUNE 2021
PASSAIC**

	Total	Backlog	% chg
Jun 19	500		
Jun 20	734		47%
Jun 21	1,109		51%



1) Casetypes with the state's largest backlogs are highlighted.

2) Some Multicounty Litigation (MCL) cases were transferred in November 2014: Atlantic to Bergen = 8,935; Atlantic to Middlesex = 4,070.

**CIVIL CASELOAD SUMMARY BY CASETYPE
JULY 2020 - JUNE 2021
SALEM**

	Filings			Resolutions			Clearance		Backlog			Backlog Percent		Backlog Per 100 Monthly Filings		Active Pending		
	Jul 2019 to Jun 2020	Jul 2020 to Jun 2021	percent change	Jul 2019 to Jun 2020	Jul 2020 to Jun 2021	percent change	Jul 2020 - Jun 2021		Jun 2020	Jun 2021	percent change	Jun 2020	Jun 2021	Jun 2020	Jun 2021	percent change		
							number	percent										
Act on Neg Inst	0	1		3	0	-100%	-1	0%	0	0	0%	0%	0%	0	0	0	1	
Asbestos	0	0	0%	0	0	0%	0	100%	0	0	0%	0%	0%	0	0	0	0	0%
Assault & Bat	1	2	100%	1	6	500%	4	300%	2	1	-50%	33%	50%	2,400	600	6	2	-67%
Auto - Pers Inj	46	43	-7%	50	37	-26%	-6	86%	9	13	44%	20%	25%	235	363	45	52	16%
Auto - Property	5	10	100%	5	5	0%	-5	50%	1	0	-100%	25%	0%	240	0	4	9	125%
Book Account	40	46	15%	34	44	29%	-2	96%	2	2	0%	8%	8%	60	52	24	26	8%
Civil Rights	1	3	200%	4	3	-25%	0	100%	2	3	50%	40%	60%	2,400	1,200	5	5	0%
Complex Comme	0	0	0%	0	0	0%	0	100%	0	0	0%	0%	0%	0	0	0	0	0%
Condemnation	0	0	0%	0	0	0%	0	100%	0	0	0%	0%	0%	0	0	0	0	0%
Construction	2	3	50%	3	2	-33%	-1	67%	1	1	0%	50%	33%	600	400	2	3	50%
Contract/Comme	35	39	11%	40	39	-3%	0	100%	1	4	300%	3%	14%	34	123	29	29	0%
Employment	0	0	0%	1	0	-100%	0	100%	0	0	0%	0%	0%	0	0	0	0	0%
Lieu of P. Writ	3	2	-33%	2	2	0%	0	100%	0	0	0%	0%	0%	0	0	2	2	0%
Medical Malprac	0	0	0%	2	0	-100%	0	100%	0	2		0%	100%	0		2	2	0%
Name Change	9	17	89%	11	16	45%	-1	94%	0	0	0%	0%	0%	0	0	2	3	50%
Other Insurance	2	3	50%	2	3	50%	0	100%	1	1	0%	50%	50%	600	400	2	2	0%
Other MCL	0	0	0%	0	0	0%	0	100%	0	0	0%	0%	0%	0	0	0	0	0%
Other Track 1	28	32	14%	25	32	28%	0	100%	2	0	-100%	13%	0%	86	0	15	15	0%
Other Track 3	10	8	-20%	6	9	50%	1	113%	1	1	0%	8%	9%	120	150	12	11	-8%
Other Track 4	2	4	100%	5	2	-60%	-2	50%	1	2	100%	50%	50%	600	600	2	4	100%
Personal Injury	35	34	-3%	40	39	-3%	5	115%	14	12	-14%	30%	29%	480	424	47	42	-11%
Prod Liability	2	0	-100%	1	1	0%	1	100%	1	1	0%	25%	33%	600		4	3	-25%
Prof Malpractic	0	2		2	1	-50%	-1	50%	0	0	0%	0%	0%	0	0	1	2	100%
PIP Coverage	0	1		1	1	0%	0	100%	0	0	0%	0%	0%	0	0	0	0	0%
Real Property	3	3	0%	2	0	-100%	-3	0%	0	1		0%	25%	0	400	1	4	300%
Tort Other	16	12	-25%	10	14	40%	2	117%	0	1		0%	11%	0	100	12	9	-25%
Toxic Tort	0	0	0%	0	0	0%	0	100%	0	0	0%	0%	0%	0	0	0	0	0%
UM/UIIM Bod Inj	5	3	-40%	6	3	-50%	0	100%	0	0	0%	0%	0%	0	0	4	4	0%
Total	245	268	9%	256	259	1%	-9	97%	38	45	18%	17%	20%	186	201	221	230	4%

NOTE: Some Multicounty Litigation (MCL) cases were transferred in November 2014: Atlantic to Bergen = 8,935; Atlantic to Middlesex = 4,070.

CIVIL BACKLOG SUMMARY BY CASETYPE

June 2021

SALEM

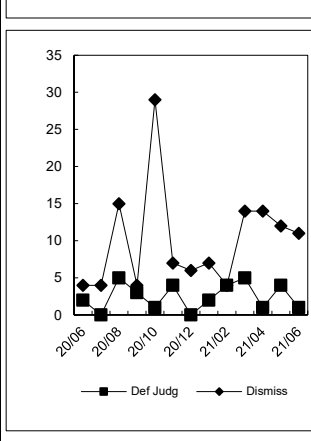
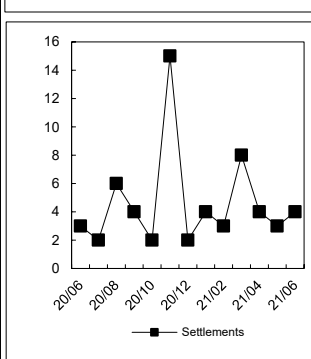
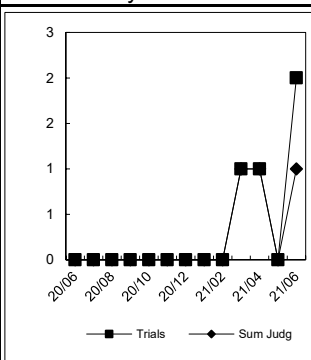
	Cases in Backlog															
	Track 1					Track 2				Track 3			Track 4			Total Backlog
	12 to 18 months	18 to 24 months	24 to 36 months	over 36 months	Total Track 1	18 to 24 months	24 to 36 months	over 36 months	Total Track 2	24 to 36 months	over 36 months	Total Track 3	24 to 36 months	over 36 months	Total Track 4	
Act on Neg Inst	0	0	0	0	0	0	0	0	0	0	0	0	0	0	0	0
Asbestos	0	0	0	0	0	0	0	0	0	0	0	0	0	0	0	0
Assault & Bat	0	0	0	0	0	0	0	0	0	0	1	1	0	0	0	1
Auto - Pers Inj	0	0	0	0	0	8	2	3	13	0	0	0	0	0	0	13
Auto - Property	0	0	0	0	0	0	0	0	0	0	0	0	0	0	0	0
Book Account	2	0	0	0	2	0	0	0	0	0	0	0	0	0	0	2
Civil Rights	0	0	0	0	0	0	0	0	0	3	0	3	0	0	0	3
Complex Comme	0	0	0	0	0	0	0	0	0	0	0	0	0	0	0	0
Condemnation	0	0	0	0	0	0	0	0	0	0	0	0	0	0	0	0
Construction	0	0	0	0	0	0	1	0	1	0	0	0	0	0	0	1
Contract/Comme	0	0	0	0	0	3	1	0	4	0	0	0	0	0	0	4
Employment	0	0	0	0	0	0	0	0	0	0	0	0	0	0	0	0
Lieu of P. Writ	0	0	0	0	0	0	0	0	0	0	0	0	0	0	0	0
Medical Malprac	0	0	0	0	0	0	0	0	0	2	0	2	0	0	0	2
Name Change	0	0	0	0	0	0	0	0	0	0	0	0	0	0	0	0
Other Insurance	1	0	0	0	1	0	0	0	0	0	0	0	0	0	0	1
Other Mass Tort	0	0	0	0	0	0	0	0	0	0	0	0	0	0	0	0
Other Track 1	0	0	0	0	0	0	0	0	0	0	0	0	0	0	0	0
Other Track 3	0	0	0	0	0	0	0	0	0	1	0	1	0	0	0	1
Other Track 4	0	0	0	0	0	0	0	0	0	0	0	0	0	2	2	2
Personal Injury	0	0	0	0	0	8	3	1	12	0	0	0	0	0	0	12
Prod Liability	0	0	0	0	0	0	0	0	0	0	1	1	0	0	0	1
Prof Malpractic	0	0	0	0	0	0	0	0	0	0	0	0	0	0	0	0
PIP Coverage	0	0	0	0	0	0	0	0	0	0	0	0	0	0	0	0
Real Property	1	0	0	0	1	0	0	0	0	0	0	0	0	0	0	1
Tort Other	0	0	0	0	0	1	0	0	1	0	0	0	0	0	0	1
Toxic Tort	0	0	0	0	0	0	0	0	0	0	0	0	0	0	0	0
UM/UIM Bod Inj	0	0	0	0	0	0	0	0	0	0	0	0	0	0	0	0
Total	4	0	0	0	4	20	7	4	31	6	2	8	0	2	2	45

NOTE: Some Multicounty Litigation (MCL) cases were transferred in November 2014: Atlantic to Bergen = 8,935; Atlantic to Middlesex = 4,070.

CIVIL RESOLUTION SUMMARY BY CASETYPE
JULY 2020 - JUNE 2021
SALEM

	Trial			Summary					Total	Percent resolved by					
	Jury	Nonjury	Total	Judgment	Settlement	Default Judgment	Dismiss	Other		Trial	Sum Jud	Settle	Default J	Dismiss	Other
Act on Neg Inst	0	0	0	0	0	0	0	0	0	0%	0%	0%	0%	0%	0%
Asbestos	0	0	0	0	0	0	0	0	0	0%	0%	0%	0%	0%	0%
Assault & Bat	0	0	0	0	1	1	4	0	6	0%	0%	17%	17%	67%	0%
Auto - Pers Inj	1	0	1	0	7	0	28	1	37	3%	0%	19%	0%	76%	3%
Auto - Property	0	0	0	1	0	1	3	0	5	0%	20%	0%	20%	60%	0%
Book Account	0	0	0	0	10	15	18	1	44	0%	0%	23%	34%	41%	2%
Civil Rights	0	0	0	1	2	0	0	0	3	0%	33%	67%	0%	0%	0%
Complex Commer	0	0	0	0	0	0	0	0	0	0%	0%	0%	0%	0%	0%
Condemnation	0	0	0	0	0	0	0	0	0	0%	0%	0%	0%	0%	0%
Construction	0	0	0	0	0	0	1	1	2	0%	0%	0%	0%	50%	50%
Contract/Commer	0	1	1	0	4	7	23	4	39	3%	0%	10%	18%	59%	10%
Employment	0	0	0	0	0	0	0	0	0	0%	0%	0%	0%	0%	0%
Lieu of P. Writ	0	0	0	0	0	0	2	0	2	0%	0%	0%	0%	100%	0%
Medical Malprac	0	0	0	0	0	0	0	0	0	0%	0%	0%	0%	0%	0%
Name Change	0	0	0	0	0	0	1	15	16	0%	0%	0%	0%	6%	94%
Other Insurance	0	0	0	0	1	0	1	1	3	0%	0%	33%	0%	33%	33%
Other MCL	0	0	0	0	0	0	0	0	0	0%	0%	0%	0%	0%	0%
Other Track 1	0	0	0	0	5	1	16	10	32	0%	0%	16%	3%	50%	31%
Other Track 3	0	0	0	1	4	0	2	2	9	0%	11%	44%	0%	22%	22%
Other Track 4	0	0	0	0	1	1	0	0	2	0%	0%	50%	50%	0%	0%
Personal Injury	0	1	1	0	13	2	22	1	39	3%	0%	33%	5%	56%	3%
Prod Liability	0	0	0	0	1	0	0	0	1	0%	0%	100%	0%	0%	0%
Prof Malpractic	0	0	0	0	1	0	0	0	1	0%	0%	100%	0%	0%	0%
PIP Coverage	0	0	0	0	0	0	1	0	1	0%	0%	0%	0%	100%	0%
Real Property	0	0	0	0	0	0	0	0	0	0%	0%	0%	0%	0%	0%
Tort Other	0	1	1	0	7	2	2	2	14	7%	0%	50%	14%	14%	14%
Toxic Tort	0	0	0	0	0	0	0	0	0	0%	0%	0%	0%	0%	0%
UM/UIM Bod Inj	0	0	0	0	0	0	3	0	3	0%	0%	0%	0%	100%	0%
Total	1	3	4	3	57	30	127	38	259	2%	1%	22%	12%	49%	15%

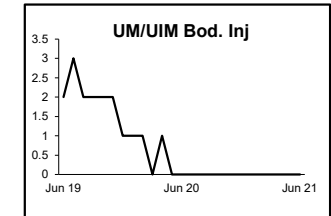
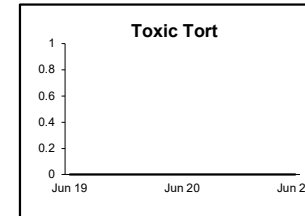
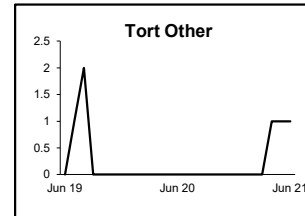
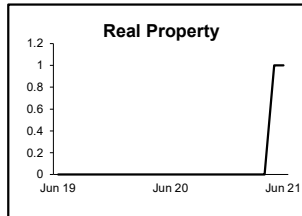
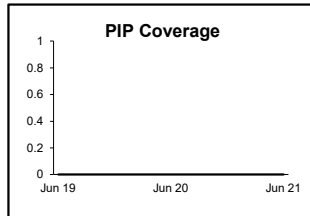
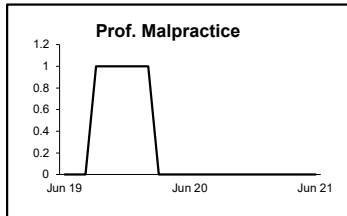
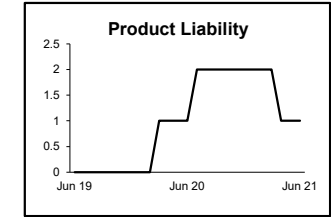
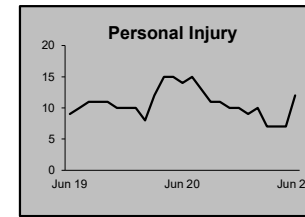
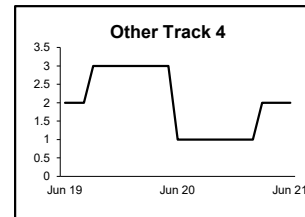
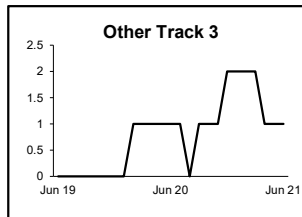
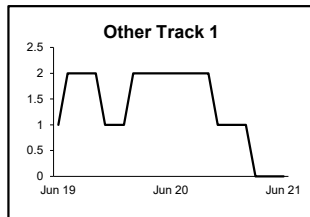
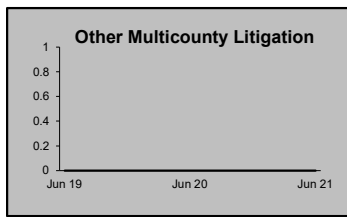
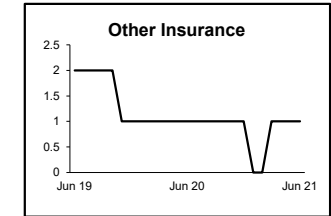
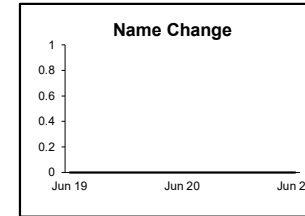
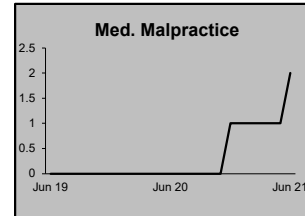
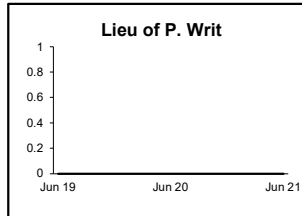
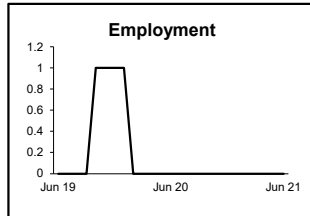
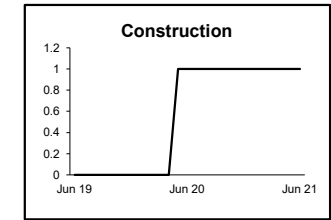
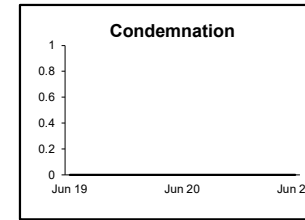
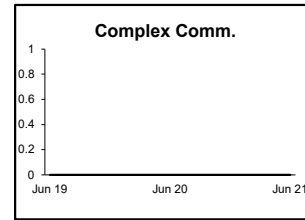
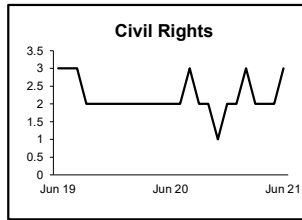
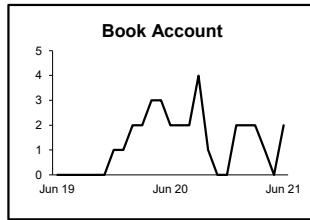
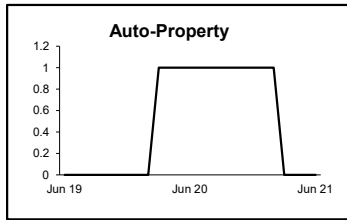
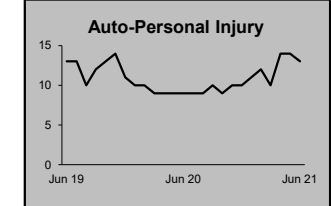
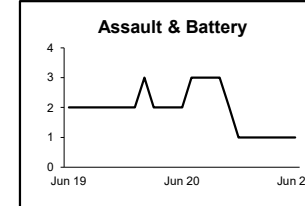
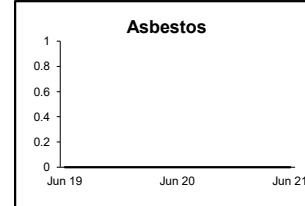

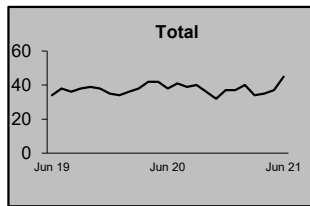
Monthly Resolutions



NOTE: Some Multicounty Litigation (MCL) cases were transferred in November 2014: Atlantic to Bergen = 8,935; Atlantic to Middlesex = 4,070.

**CIVIL BACKLOG BY CASETYPE
JUNE 2021
SALEM**

	Total	Backlog	% chg
Jun 19		34	
Jun 20		38	12%
Jun 21		45	18%



1) Casetypes with the state's largest backlogs are highlighted.

2) Some Multicounty Litigation (MCL) cases were transferred in November 2014: Atlantic to Bergen = 8,935; Atlantic to Middlesex = 4,070.

**CIVIL CASELOAD SUMMARY BY CASETYPE
JULY 2020 - JUNE 2021
SOMERSET**

	Filings			Resolutions			Clearance		Backlog			Backlog Percent		Backlog Per 100 Monthly Filings		Active Pending		
	Jul 2019 to Jun 2020	Jul 2020 to Jun 2021	percent change	Jul 2019 to Jun 2020	Jul 2020 to Jun 2021	percent change	Jul 2020 - Jun 2021		Jun 2020	Jun 2021	percent change	Jun 2020	Jun 2021	Jun 2020	Jun 2021	Jun 2020	Jun 2021	percent change
							number	percent										
Act on Neg Inst	5	5	0%	4	5	25%	0	100%	0	0	0%	0%	0%	0	0	3	3	0%
Asbestos	0	0	0%	0	0	0%	0	100%	0	0	0%	0%	0%	0	0	0	0	0%
Assault & Bat	6	7	17%	5	5	0%	-2	71%	1	1	0%	14%	10%	200	171	7	10	43%
Auto - Pers Inj	477	393	-18%	366	407	11%	14	104%	86	152	77%	14%	26%	216	464	603	591	-2%
Auto - Property	25	23	-8%	17	24	41%	1	104%	1	1	0%	5%	6%	48	52	19	17	-11%
Book Account	241	333	38%	223	260	17%	-73	78%	0	0	0%	0%	0%	0	0	116	163	41%
Civil Rights	5	6	20%	8	6	-25%	0	100%	1	0	-100%	17%	0%	240	0	6	6	0%
Complex Comme	11	10	-9%	33	13	-61%	3	130%	6	4	-33%	43%	27%	655	480	14	15	7%
Condemnation	5	4	-20%	2	6	200%	2	150%	0	1		0%	25%	0	300	6	4	-33%
Construction	14	18	29%	11	12	9%	-6	67%	2	4	100%	13%	21%	171	267	16	19	19%
Contract/Comme	288	299	4%	329	300	-9%	1	100%	9	26	189%	4%	11%	38	104	210	246	17%
Employment	14	6	-57%	7	7	0%	1	117%	0	0	0%	0%	0%	0	0	8	6	-25%
Lieu of P. Writ	11	13	18%	15	9	-40%	-4	69%	1	0	-100%	20%	0%	109	0	5	9	80%
Medical Malprac	31	27	-13%	22	26	18%	-1	96%	10	14	40%	19%	26%	387	622	52	54	4%
Name Change	69	90	30%	71	89	25%	-1	99%	0	0	0%	0%	0%	0	0	12	13	8%
Other Insurance	12	20	67%	8	13	63%	-7	65%	0	0	0%	0%	0%	0	0	7	11	57%
Other MCL	0	1		0	1		0	100%	0	0	0%	0%	0%	0	0	0	0	0%
Other Track 1	99	135	36%	75	100	33%	-35	74%	0	0	0%	0%	0%	0	0	35	52	49%
Other Track 3	55	62	13%	36	55	53%	-7	89%	7	6	-14%	12%	9%	153	116	57	65	14%
Other Track 4	9	11	22%	21	10	-52%	-1	91%	11	7	-36%	65%	32%	1,467	764	17	22	29%
Personal Injury	256	191	-25%	203	186	-8%	-5	97%	39	82	110%	13%	28%	183	515	293	295	1%
Prod Liability	11	9	-18%	17	9	-47%	0	100%	0	1		0%	10%	0	133	9	10	11%
Prof Malpractic	15	16	7%	24	23	-4%	7	144%	12	11	-8%	34%	34%	960	825	35	32	-9%
PIP Coverage	10	2	-80%	11	4	-64%	2	200%	0	0	0%	0%	0%	0	0	3	1	-67%
Real Property	10	13	30%	8	10	25%	-3	77%	0	0	0%	0%	0%	0	0	7	6	-14%
Tort Other	53	70	32%	47	73	55%	3	104%	6	6	0%	12%	11%	136	103	50	54	8%
Toxic Tort	1	0	-100%	2	0	-100%	0	100%	0	0	0%	0%	0%	0	0	0	0	0%
UM/UIIM Bod Inj	20	26	30%	18	14	-22%	-12	54%	1	9	800%	4%	25%	60	415	24	36	50%
Total	1,753	1,790	2%	1,583	1,667	5%	-123	93%	193	325	68%	12%	19%	132	218	1,614	1,740	8%

NOTE: Some Multicounty Litigation (MCL) cases were transferred in November 2014: Atlantic to Bergen = 8,935; Atlantic to Middlesex = 4,070.

CIVIL BACKLOG SUMMARY BY CASETYPE

June 2021

SOMERSET

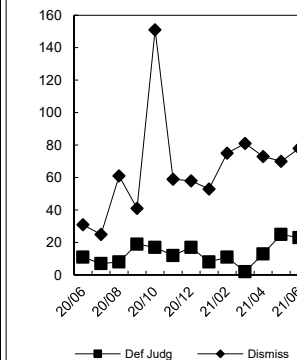
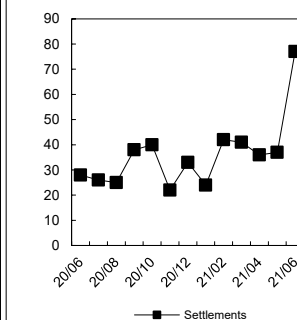
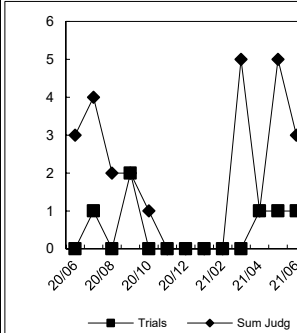
	Cases in Backlog															
	Track 1					Track 2				Track 3			Track 4			Total Backlog
	12 to 18 months	18 to 24 months	24 to 36 months	over 36 months	Total Track 1	18 to 24 months	24 to 36 months	over 36 months	Total Track 2	24 to 36 months	over 36 months	Total Track 3	24 to 36 months	over 36 months	Total Track 4	
Act on Neg Inst	0	0	0	0	0	0	0	0	0	0	0	0	0	0	0	0
Asbestos	0	0	0	0	0	0	0	0	0	0	0	0	0	0	0	0
Assault & Bat	0	0	0	0	0	0	0	0	0	1	0	1	0	0	0	0
Auto - Pers Inj	0	0	0	0	0	79	63	10	152	0	0	0	0	0	0	0
Auto - Property	0	0	0	0	0	1	0	0	1	0	0	0	0	0	0	0
Book Account	0	0	0	0	0	0	0	0	0	0	0	0	0	0	0	0
Civil Rights	0	0	0	0	0	0	0	0	0	0	0	0	0	0	0	0
Complex Comme	0	0	0	0	0	0	0	0	0	0	0	0	0	4	4	4
Condemnation	0	0	0	0	0	0	0	0	0	1	0	1	0	0	0	0
Construction	0	0	0	0	0	1	2	1	4	0	0	0	0	0	0	0
Contract/Comme	0	0	0	0	0	12	10	4	26	0	0	0	0	0	0	0
Employment	0	0	0	0	0	0	0	0	0	0	0	0	0	0	0	0
Lieu of P. Writ	0	0	0	0	0	0	0	0	0	0	0	0	0	0	0	0
Medical Malprac	0	0	0	0	0	0	0	0	0	9	5	14	0	0	0	0
Name Change	0	0	0	0	0	0	0	0	0	0	0	0	0	0	0	0
Other Insurance	0	0	0	0	0	0	0	0	0	0	0	0	0	0	0	0
Other Mass Tort	0	0	0	0	0	0	0	0	0	0	0	0	0	0	0	0
Other Track 1	0	0	0	0	0	0	0	0	0	0	0	0	0	0	0	0
Other Track 3	0	0	0	0	0	0	0	0	0	6	0	6	0	0	0	0
Other Track 4	0	0	0	0	0	0	0	0	0	0	0	0	1	6	7	7
Personal Injury	0	0	0	0	0	44	32	6	82	0	0	0	0	0	0	0
Prod Liability	0	0	0	0	0	0	0	0	0	1	0	1	0	0	0	0
Prof Malpractic	0	0	0	0	0	0	0	0	0	6	5	11	0	0	0	0
PIP Coverage	0	0	0	0	0	0	0	0	0	0	0	0	0	0	0	0
Real Property	0	0	0	0	0	0	0	0	0	0	0	0	0	0	0	0
Tort Other	0	0	0	0	0	3	2	1	6	0	0	0	0	0	0	0
Toxic Tort	0	0	0	0	0	0	0	0	0	0	0	0	0	0	0	0
UM/UIM Bod Inj	0	0	0	0	0	3	5	1	9	0	0	0	0	0	0	0
Total	0	0	0	0	0	143	114	23	280	24	10	34	1	10	11	325

NOTE: Some Multicounty Litigation (MCL) cases were transferred in November 2014: Atlantic to Bergen = 8,935; Atlantic to Middlesex = 4,070.

CIVIL RESOLUTION SUMMARY BY CASETYPE
JULY 2020 - JUNE 2021
SOMERSET

	Trial			Summary					Total	Percent resolved by					
	Jury	Nonjury	Total	Judgment	Settlement	Default Judgment	Dismiss	Other		Trial	Sum Jud	Settle	Default J	Dismiss	Other
Act on Neg Inst	0	0	0	0	1	1	3	0	5	0%	0%	20%	20%	60%	0%
Asbestos	0	0	0	0	0	0	0	0	0	0%	0%	0%	0%	0%	0%
Assault & Bat	0	0	0	0	2	0	1	2	5	0%	0%	40%	0%	20%	40%
Auto - Pers Inj	2	0	2	2	151	1	229	22	407	0%	0%	37%	0%	56%	5%
Auto - Property	0	0	0	0	7	3	11	3	24	0%	0%	29%	13%	46%	13%
Book Account	0	0	0	8	52	78	121	1	260	0%	3%	20%	30%	47%	0%
Civil Rights	0	0	0	0	1	0	5	0	6	0%	0%	17%	0%	83%	0%
Complex Commer	0	0	0	1	6	0	5	1	13	0%	8%	46%	0%	38%	8%
Condemnation	0	0	0	1	3	0	0	2	6	0%	17%	50%	0%	0%	33%
Construction	0	1	1	0	2	1	7	1	12	8%	0%	17%	8%	58%	8%
Contract/Commer	0	1	1	5	63	53	160	18	300	0%	2%	21%	18%	53%	6%
Employment	0	0	0	0	0	0	7	0	7	0%	0%	0%	0%	100%	0%
Lieu of P. Writ	0	2	2	0	0	0	7	0	9	22%	0%	0%	0%	78%	0%
Medical Malprac	0	0	0	0	10	0	16	0	26	0%	0%	38%	0%	62%	0%
Name Change	0	0	0	0	0	0	1	88	89	0%	0%	0%	0%	1%	99%
Other Insurance	0	0	0	0	2	0	11	0	13	0%	0%	15%	0%	85%	0%
Other MCL	0	0	0	0	0	0	0	1	1	0%	0%	0%	0%	0%	100%
Other Track 1	0	0	0	1	18	5	34	42	100	0%	1%	18%	5%	34%	42%
Other Track 3	0	0	0	2	17	1	29	6	55	0%	4%	31%	2%	53%	11%
Other Track 4	0	0	0	1	4	1	3	1	10	0%	10%	40%	10%	30%	10%
Personal Injury	0	0	0	1	67	1	104	13	186	0%	1%	36%	1%	56%	7%
Prod Liability	0	0	0	0	1	0	7	1	9	0%	0%	11%	0%	78%	11%
Prof Malpractic	0	0	0	0	16	0	6	1	23	0%	0%	70%	0%	26%	4%
PIP Coverage	0	0	0	0	1	0	2	1	4	0%	0%	25%	0%	50%	25%
Real Property	0	0	0	0	2	0	7	1	10	0%	0%	20%	0%	70%	10%
Tort Other	0	0	0	1	15	17	37	3	73	0%	1%	21%	23%	51%	4%
Toxic Tort	0	0	0	0	0	0	0	0	0	0%	0%	0%	0%	0%	0%
UM/UIM Bod Inj	0	0	0	0	0	0	12	2	14	0%	0%	0%	0%	86%	14%
Total	2	4	6	23	441	162	825	210	1,667	0%	1%	26%	10%	49%	13%

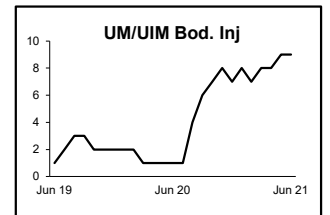
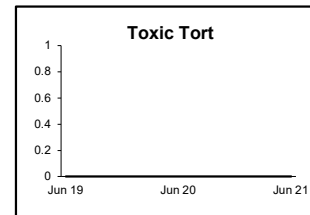
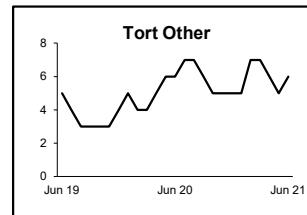
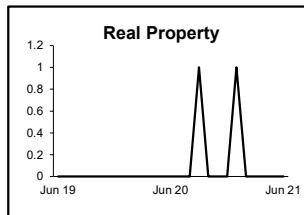
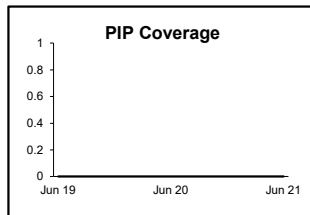
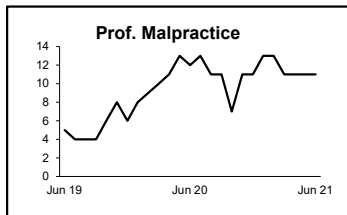
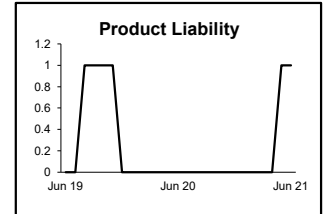
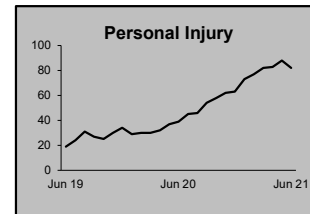
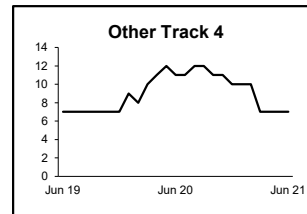
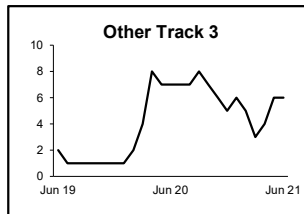
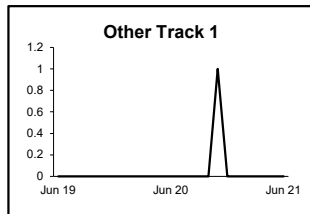
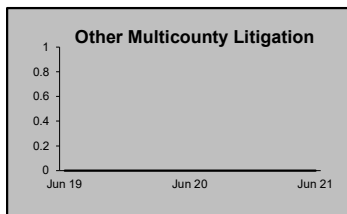
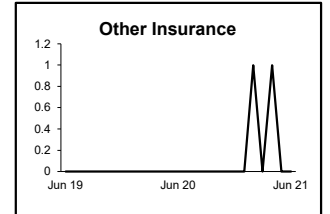
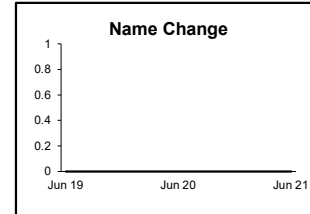
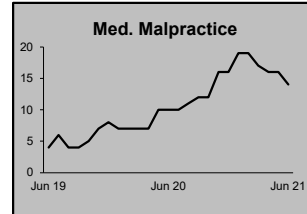
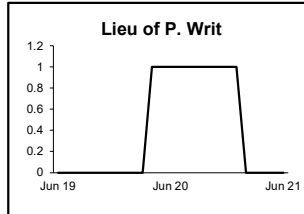
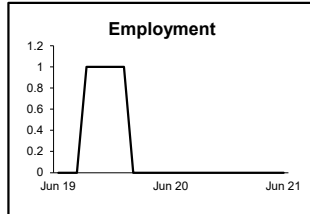
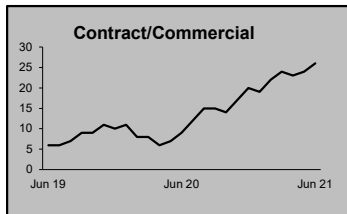
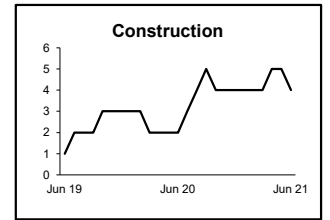
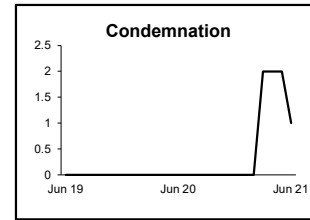
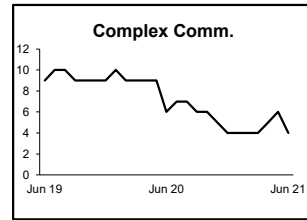
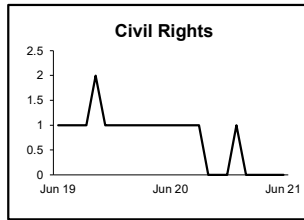
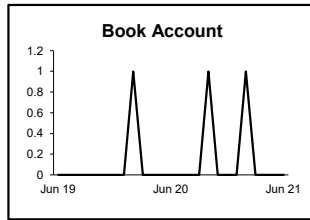
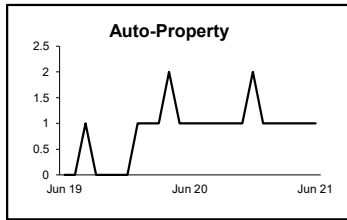
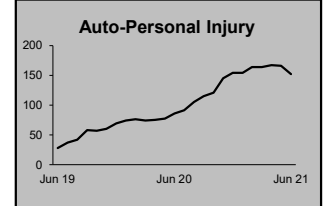
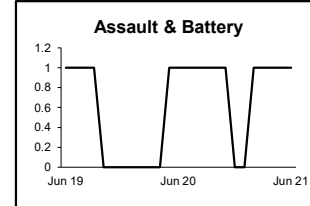
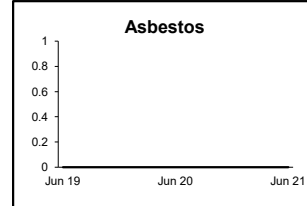

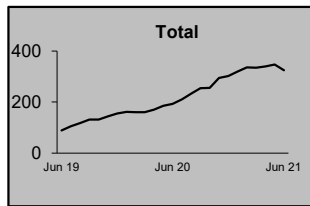
Monthly Resolutions



NOTE: Some Multicounty Litigation (MCL) cases were transferred in November 2014: Atlantic to Bergen = 8,935; Atlantic to Middlesex = 4,070.

**CIVIL BACKLOG BY CASETYPE
JUNE 2021
SOMERSET**

	Total	Backlog	% chg
Jun 19	89		
Jun 20	193	117%	
Jun 21	325	68%	



1) Casetypes with the state's largest backlogs are highlighted.

2) Some Multicounty Litigation (MCL) cases were transferred in November 2014: Atlantic to Bergen = 8,935; Atlantic to Middlesex = 4,070.

**CIVIL CASELOAD SUMMARY BY CASETYPE
JULY 2020 - JUNE 2021
SUSSEX**

	Filings			Resolutions			Clearance		Backlog			Backlog Percent		Backlog Per 100 Monthly Filings		Active Pending		
	Jul 2019 to Jun 2020	Jul 2020 to Jun 2021	percent change	Jul 2019 to Jun 2020	Jul 2020 to Jun 2021	percent change	Jul 2020 - Jun 2021		Jun 2020	Jun 2021	percent change	Jun 2020	Jun 2021	Jun 2020	Jun 2021	percent change		
							number	percent										
Act on Neg Inst	1	1	0%	3	1	-67%	0	100%	0	0	0%	0%	0%	0	0	1	1	0%
Asbestos	0	0	0%	0	0	0%	0	100%	0	0	0%	0%	0%	0	0	0	0	0%
Assault & Bat	2	2	0%	2	4	100%	2	200%	1	0	-100%	33%	0%	600	0	3	2	-33%
Auto - Pers Inj	94	105	12%	82	104	27%	-1	99%	32	22	-31%	25%	17%	409	251	129	130	1%
Auto - Property	11	4	-64%	7	7	0%	3	175%	0	0	0%	0%	0%	0	0	7	4	-43%
Book Account	114	168	47%	120	134	12%	-34	80%	3	4	33%	5%	4%	32	29	58	92	59%
Civil Rights	6	9	50%	10	8	-20%	-1	89%	4	2	-50%	50%	22%	800	267	8	9	13%
Complex Comme	0	3		5	0	-100%	-3	0%	2	2	0%	100%	40%		800	2	5	150%
Condemnation	1	0	-100%	0	0	0%	0	100%	0	0	0%	0%	0%	0	0	1	1	0%
Construction	5	6	20%	3	9	200%	3	150%	0	2		0%	50%	0	400	7	4	-43%
Contract/Comme	116	99	-15%	129	106	-18%	7	107%	12	17	42%	14%	22%	124	206	83	79	-5%
Employment	5	3	-40%	2	4	100%	1	133%	0	1		0%	33%	0	400	5	3	-40%
Lieu of P. Writ	2	5	150%	3	5	67%	0	100%	0	0	0%	0%	0%	0	0	3	3	0%
Medical Malprac	10	18	80%	16	14	-13%	-4	78%	6	8	33%	33%	36%	720	533	18	22	22%
Name Change	16	35	119%	18	29	61%	-6	83%	0	0	0%	0%	0%	0	0	3	9	200%
Other Insurance	8	3	-63%	4	6	50%	3	200%	1	3	200%	14%	100%	150	1,200	7	3	-57%
Other MCL	0	0	0%	0	0	0%	0	100%	0	0	0%	0%	0%	0	0	0	0	0%
Other Track 1	54	54	0%	31	58	87%	4	107%	0	4		0%	16%	0	89	32	25	-22%
Other Track 3	29	23	-21%	15	16	7%	-7	70%	1	5	400%	4%	14%	41	261	28	36	29%
Other Track 4	1	4	300%	7	3	-57%	-1	75%	1	1	0%	33%	25%	1,200	300	3	4	33%
Personal Injury	103	89	-14%	83	91	10%	2	102%	22	32	45%	17%	25%	256	431	131	127	-3%
Prod Liability	3	2	-33%	2	2	0%	0	100%	0	2		0%	40%	0	1,200	5	5	0%
Prof Malpractic	5	6	20%	5	3	-40%	-3	50%	1	4	300%	11%	31%	240	800	9	13	44%
PIP Coverage	1	0	-100%	4	0	-100%	0	100%	0	0	0%	0%	0%	0	0	0	0	0%
Real Property	6	5	-17%	7	6	-14%	1	120%	0	0	0%	0%	0%	0	0	2	1	-50%
Tort Other	22	19	-14%	23	18	-22%	-1	95%	7	4	-43%	35%	18%	382	253	20	22	10%
Toxic Tort	0	1		1	0	-100%	-1	0%	0	0	0%	0%	0%	0	0	0	1	
UM/UIIM Bod Inj	1	7	600%	2	5	150%	-2	71%	2	0	-100%	50%	0%	2,400	0	4	6	50%
Total	616	671	9%	584	633	8%	-38	94%	95	113	19%	17%	19%	185	202	569	607	7%

NOTE: Some Multicounty Litigation (MCL) cases were transferred in November 2014: Atlantic to Bergen = 8,935; Atlantic to Middlesex = 4,070.

CIVIL BACKLOG SUMMARY BY CASETYPE

June 2021

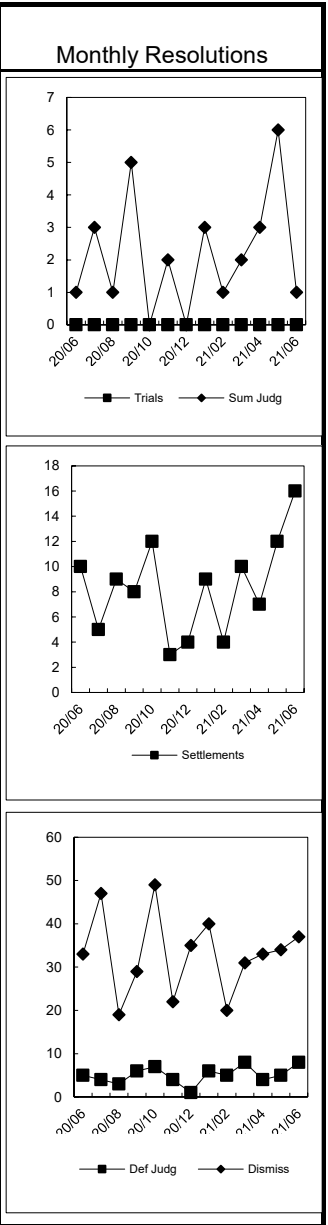
SUSSEX

	Cases in Backlog															
	Track 1					Track 2				Track 3			Track 4			Total Backlog
	12 to 18 months	18 to 24 months	24 to 36 months	over 36 months	Total Track 1	18 to 24 months	24 to 36 months	over 36 months	Total Track 2	24 to 36 months	over 36 months	Total Track 3	24 to 36 months	over 36 months	Total Track 4	
Act on Neg Inst	0	0	0	0	0	0	0	0	0	0	0	0	0	0	0	0
Asbestos	0	0	0	0	0	0	0	0	0	0	0	0	0	0	0	0
Assault & Bat	0	0	0	0	0	0	0	0	0	0	0	0	0	0	0	0
Auto - Pers Inj	0	0	0	0	0	15	5	2	22	0	0	0	0	0	0	22
Auto - Property	0	0	0	0	0	0	0	0	0	0	0	0	0	0	0	0
Book Account	2	2	0	0	4	0	0	0	0	0	0	0	0	0	0	4
Civil Rights	0	0	0	0	0	0	0	0	0	0	2	2	0	0	0	2
Complex Comme	0	0	0	0	0	0	0	0	0	0	0	0	0	2	2	2
Condemnation	0	0	0	0	0	0	0	0	0	0	0	0	0	0	0	0
Construction	0	0	0	0	0	1	1	0	2	0	0	0	0	0	0	2
Contract/Comme	0	0	0	0	0	9	5	3	17	0	0	0	0	0	0	17
Employment	0	0	0	0	0	0	1	0	1	0	0	0	0	0	0	1
Lieu of P. Writ	0	0	0	0	0	0	0	0	0	0	0	0	0	0	0	0
Medical Malprac	0	0	0	0	0	0	0	0	0	5	3	8	0	0	0	8
Name Change	0	0	0	0	0	0	0	0	0	0	0	0	0	0	0	0
Other Insurance	2	0	0	1	3	0	0	0	0	0	0	0	0	0	0	3
Other Mass Tort	0	0	0	0	0	0	0	0	0	0	0	0	0	0	0	0
Other Track 1	0	4	0	0	4	0	0	0	0	0	0	0	0	0	0	4
Other Track 3	0	0	0	0	0	0	0	0	0	4	1	5	0	0	0	5
Other Track 4	0	0	0	0	0	0	0	0	0	0	0	0	0	1	1	1
Personal Injury	0	0	0	0	0	13	14	5	32	0	0	0	0	0	0	32
Prod Liability	0	0	0	0	0	0	0	0	0	2	0	2	0	0	0	2
Prof Malpractic	0	0	0	0	0	0	0	0	0	3	1	4	0	0	0	4
PIP Coverage	0	0	0	0	0	0	0	0	0	0	0	0	0	0	0	0
Real Property	0	0	0	0	0	0	0	0	0	0	0	0	0	0	0	0
Tort Other	0	0	0	0	0	0	1	3	4	0	0	0	0	0	0	4
Toxic Tort	0	0	0	0	0	0	0	0	0	0	0	0	0	0	0	0
UM/UIM Bod Inj	0	0	0	0	0	0	0	0	0	0	0	0	0	0	0	0
Total	4	6	0	1	11	38	27	13	78	14	7	21	0	3	3	113

NOTE: Some Multicounty Litigation (MCL) cases were transferred in November 2014: Atlantic to Bergen = 8,935; Atlantic to Middlesex = 4,070.

CIVIL RESOLUTION SUMMARY BY CASETYPE
JULY 2020 - JUNE 2021
SUSSEX

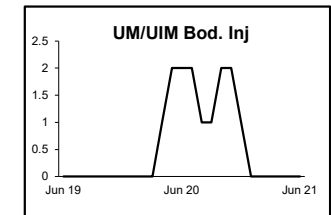
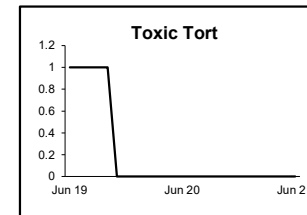
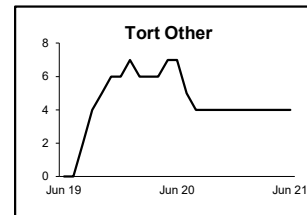
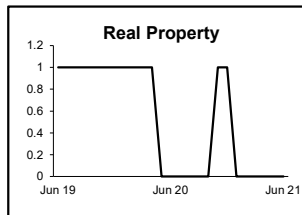
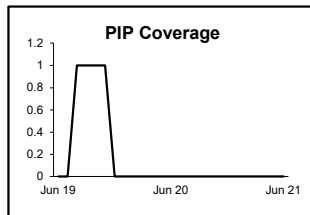
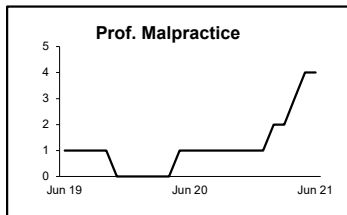
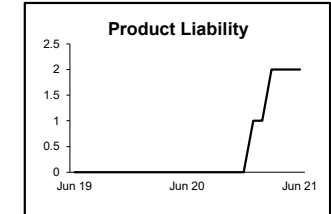
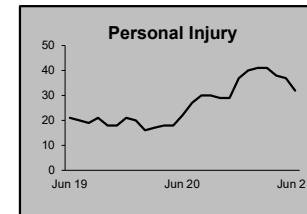
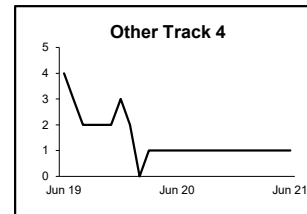
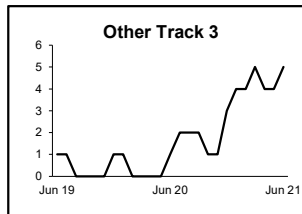
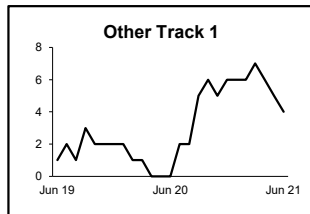
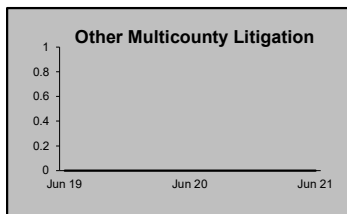
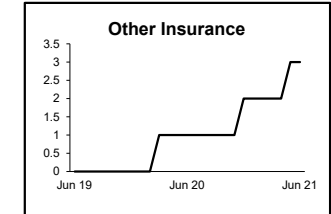

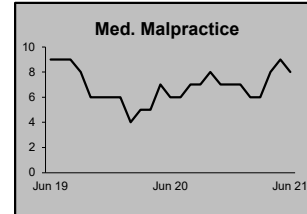
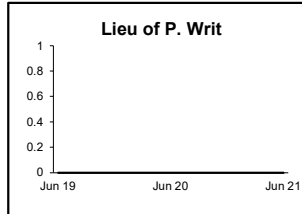
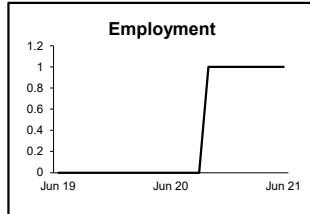
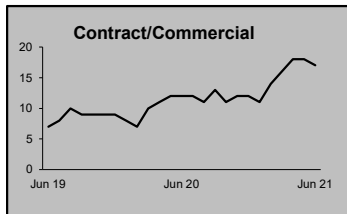
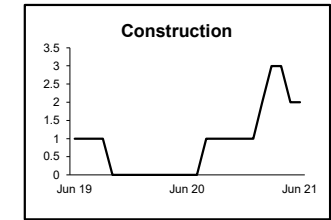
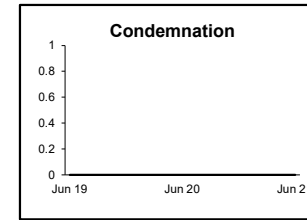
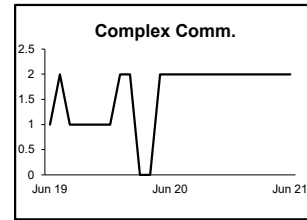
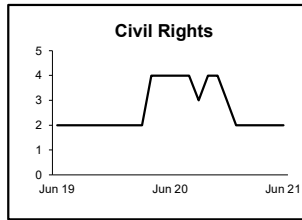
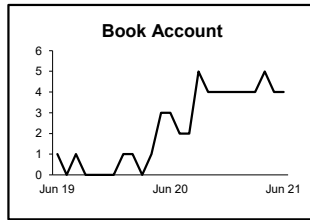
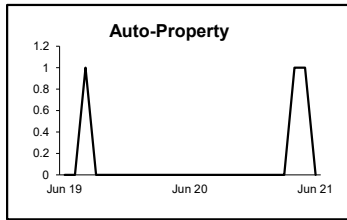
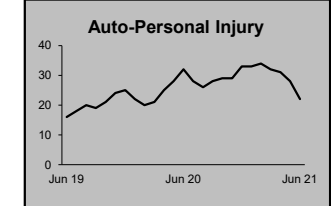
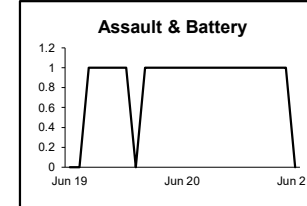
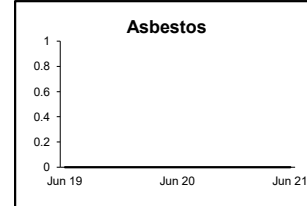
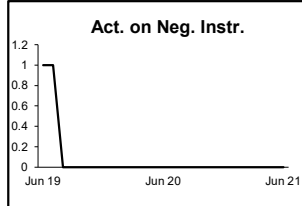
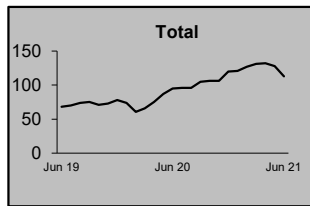
	Trial			Summary					Total	Percent resolved by					
	Jury	Nonjury	Total	Judgment	Settlement	Default Judgment	Dismiss	Other		Trial	Sum Jud	Settle	Default J	Dismiss	Other
Act on Neg Inst	0	0	0	0	0	1	0	0	1	0%	0%	0%	100%	0%	0%
Asbestos	0	0	0	0	0	0	0	0	0	0%	0%	0%	0%	0%	0%
Assault & Bat	0	0	0	0	2	0	1	1	4	0%	0%	50%	0%	25%	25%
Auto - Pers Inj	0	0	0	0	30	0	71	3	104	0%	0%	29%	0%	68%	3%
Auto - Property	0	0	0	0	2	1	4	0	7	0%	0%	29%	14%	57%	0%
Book Account	0	0	0	12	9	40	71	2	134	0%	9%	7%	30%	53%	1%
Civil Rights	0	0	0	1	1	0	6	0	8	0%	13%	13%	0%	75%	0%
Complex Commer	0	0	0	0	0	0	0	0	0	0%	0%	0%	0%	0%	0%
Condemnation	0	0	0	0	0	0	0	0	0	0%	0%	0%	0%	0%	0%
Construction	0	0	0	0	3	1	5	0	9	0%	0%	33%	11%	56%	0%
Contract/Commer	0	0	0	8	15	12	70	1	106	0%	8%	14%	11%	66%	1%
Employment	0	0	0	0	1	0	3	0	4	0%	0%	25%	0%	75%	0%
Lieu of P. Writ	0	0	0	0	0	1	4	0	5	0%	0%	0%	20%	80%	0%
Medical Malprac	0	0	0	0	2	0	12	0	14	0%	0%	14%	0%	86%	0%
Name Change	0	0	0	0	0	0	1	28	29	0%	0%	0%	0%	3%	97%
Other Insurance	0	0	0	0	1	0	3	2	6	0%	0%	17%	0%	50%	33%
Other MCL	0	0	0	0	0	0	0	0	0	0%	0%	0%	0%	0%	0%
Other Track 1	0	0	0	3	12	1	37	5	58	0%	5%	21%	2%	64%	9%
Other Track 3	0	0	0	0	2	0	14	0	16	0%	0%	13%	0%	88%	0%
Other Track 4	0	0	0	0	0	2	1	0	3	0%	0%	0%	67%	33%	0%
Personal Injury	0	0	0	3	17	1	66	4	91	0%	3%	19%	1%	73%	4%
Prod Liability	0	0	0	0	0	0	2	0	2	0%	0%	0%	0%	100%	0%
Prof Malpractic	0	0	0	0	0	0	2	1	3	0%	0%	0%	0%	67%	33%
PIP Coverage	0	0	0	0	0	0	0	0	0	0%	0%	0%	0%	0%	0%
Real Property	0	0	0	0	1	0	3	2	6	0%	0%	17%	0%	50%	33%
Tort Other	0	0	0	0	0	1	16	1	18	0%	0%	0%	6%	89%	6%
Toxic Tort	0	0	0	0	0	0	0	0	0	0%	0%	0%	0%	0%	0%
UM/UIM Bod Inj	0	0	0	0	1	0	4	0	5	0%	0%	20%	0%	80%	0%
Total	0	0	0	27	99	61	396	50	633	0%	4%	16%	10%	63%	8%



NOTE: Some Multicounty Litigation (MCL) cases were transferred in November 2014: Atlantic to Bergen = 8,935; Atlantic to Middlesex = 4,070.

**CIVIL BACKLOG BY CASETYPE
JUNE 2021
SUSSEX**

	Total	Backlog	% chg
Jun 19		68	
Jun 20		95	40%
Jun 21		113	19%



1) Casetypes with the state's largest backlogs are highlighted.

2) Some Multicounty Litigation (MCL) cases were transferred in November 2014: Atlantic to Bergen = 8,935; Atlantic to Middlesex = 4,070.

**CIVIL CASELOAD SUMMARY BY CASETYPE
JULY 2020 - JUNE 2021
UNION**

	Filings			Resolutions			Clearance		Backlog			Backlog Percent		Backlog Per 100 Monthly Filings		Active Pending		
	Jul 2019	Jul 2020	percent change	Jul 2019	Jul 2020	percent change	Jul 2020 - Jun 2021		Jun 2020	Jun 2021	percent change	Jun 2020	Jun 2021	Jun 2020	Jun 2021	percent change		
	to Jun 2020	to Jun 2021		number	percent													
Act on Neg Inst	11	5	-55%	9	9	0%	4	180%	3	0	-100%	50%	0%	327	0	6	2	-67%
Asbestos	0	0	0%	0	0	0%	0	100%	0	0	0%	0%	0%	0	0	0	0	0%
Assault & Bat	3	4	33%	4	5	25%	1	125%	1	3	200%	13%	43%	400	900	8	7	-13%
Auto - Pers Inj	2,144	2,109	-2%	2,153	2,074	-4%	-35	98%	611	809	32%	21%	28%	342	460	2,901	2,935	1%
Auto - Property	73	77	5%	45	82	82%	5	106%	4	7	75%	6%	11%	66	109	70	65	-7%
Book Account	440	550	25%	389	490	26%	-60	89%	35	48	37%	13%	14%	95	105	274	332	21%
Civil Rights	24	17	-29%	17	21	24%	4	124%	3	5	67%	12%	24%	150	353	25	21	-16%
Complex Comme	14	17	21%	7	10	43%	-7	59%	4	8	100%	20%	28%	343	565	20	29	45%
Condemnation	5	1	-80%	9	4	-56%	3	400%	1	0	-100%	20%	0%	240	0	5	2	-60%
Construction	19	32	68%	16	23	44%	-9	72%	9	10	11%	29%	24%	568	375	31	41	32%
Contract/Comme	456	507	11%	419	505	21%	-2	100%	49	78	59%	12%	19%	129	185	406	407	0%
Employment	23	18	-22%	17	21	24%	3	117%	0	4		0%	31%	0	267	16	13	-19%
Lieu of P. Writ	24	15	-38%	17	17	0%	2	113%	1	4	300%	4%	18%	50	320	24	22	-8%
Medical Malprac	51	50	-2%	48	42	-13%	-8	84%	35	48	37%	30%	38%	824	1,152	115	125	9%
Name Change	83	117	41%	98	99	1%	-18	85%	0	0	0%	0%	0%	0	0	16	34	113%
Other Insurance	35	44	26%	19	39	105%	-5	89%	9	8	-11%	27%	22%	309	218	33	36	9%
Other MCL	0	2		0	1		-1	50%	0	0	0%	0%	0%	0	0	0	1	
Other Track 1	170	208	22%	164	188	15%	-20	90%	25	38	52%	21%	27%	176	219	119	142	19%
Other Track 3	142	137	-4%	96	102	6%	-35	74%	29	41	41%	17%	20%	245	359	172	207	20%
Other Track 4	18	18	0%	20	16	-20%	-2	89%	12	15	25%	36%	42%	800	1,000	33	36	9%
Personal Injury	654	630	-4%	613	605	-1%	-25	96%	185	264	43%	20%	28%	339	503	922	944	2%
Prod Liability	12	20	67%	18	17	-6%	-3	85%	7	4	-43%	33%	16%	700	240	21	25	19%
Prof Malpractic	33	22	-33%	27	29	7%	7	132%	16	25	56%	24%	40%	582	1,364	68	63	-7%
PIP Coverage	12	18	50%	10	17	70%	-1	94%	1	1	0%	13%	11%	100	67	8	9	13%
Real Property	17	17	0%	16	15	-6%	-2	88%	0	3		0%	25%	0	212	10	12	20%
Tort Other	96	103	7%	86	91	6%	-12	88%	17	20	18%	18%	18%	213	233	97	110	13%
Toxic Tort	0	0	0%	1	0	-100%	0	100%	0	0	0%	0%	0%	0	0	0	0	0%
UM/UIIM Bod Inj	132	119	-10%	123	115	-7%	-4	97%	31	40	29%	20%	25%	282	403	154	158	3%
Total	4,691	4,857	4%	4,441	4,637	4%	-220	95%	1,088	1,483	36%	20%	26%	278	366	5,554	5,778	4%

NOTE: Some Multicounty Litigation (MCL) cases were transferred in November 2014: Atlantic to Bergen = 8,935; Atlantic to Middlesex = 4,070.

CIVIL BACKLOG SUMMARY BY CASETYPE

June 2021

UNION

	Cases in Backlog															
	Track 1					Track 2				Track 3			Track 4			Total Backlog
	12 to 18 months	18 to 24 months	24 to 36 months	over 36 months	Total Track 1	18 to 24 months	24 to 36 months	over 36 months	Total Track 2	24 to 36 months	over 36 months	Total Track 3	24 to 36 months	over 36 months	Total Track 4	
Act on Neg Inst	0	0	0	0	0	0	0	0	0	0	0	0	0	0	0	0
Asbestos	0	0	0	0	0	0	0	0	0	0	0	0	0	0	0	0
Assault & Bat	0	0	0	0	0	0	0	0	0	2	1	3	0	0	0	3
Auto - Pers Inj	0	0	0	0	0	342	351	116	809	0	0	0	0	0	0	809
Auto - Property	0	0	0	0	0	4	1	2	7	0	0	0	0	0	0	7
Book Account	26	11	11	0	48	0	0	0	0	0	0	0	0	0	0	48
Civil Rights	0	0	0	0	0	0	0	0	0	4	1	5	0	0	0	5
Complex Comme	0	0	0	0	0	0	0	0	0	0	0	0	6	2	8	8
Condemnation	0	0	0	0	0	0	0	0	0	0	0	0	0	0	0	0
Construction	0	0	0	0	0	3	4	3	10	0	0	0	0	0	0	10
Contract/Comme	0	0	0	0	0	25	38	15	78	0	0	0	0	0	0	78
Employment	0	0	0	0	0	4	0	0	4	0	0	0	0	0	0	4
Lieu of P. Writ	0	0	0	0	0	0	0	0	0	0	0	0	3	1	4	4
Medical Malprac	0	0	0	0	0	0	0	0	0	23	25	48	0	0	0	48
Name Change	0	0	0	0	0	0	0	0	0	0	0	0	0	0	0	0
Other Insurance	4	0	3	1	8	0	0	0	0	0	0	0	0	0	0	8
Other Mass Tort	0	0	0	0	0	0	0	0	0	0	0	0	0	0	0	0
Other Track 1	12	14	8	3	37	1	0	0	1	0	0	0	0	0	0	38
Other Track 3	0	0	0	0	0	0	0	0	0	22	19	41	0	0	0	41
Other Track 4	0	0	0	0	0	0	0	0	0	0	0	0	4	11	15	15
Personal Injury	0	0	0	0	0	116	107	41	264	0	0	0	0	0	0	264
Prod Liability	0	0	0	0	0	0	0	0	0	1	3	4	0	0	0	4
Prof Malpractic	0	0	0	0	0	0	0	0	0	15	10	25	0	0	0	25
PIP Coverage	1	0	0	0	1	0	0	0	0	0	0	0	0	0	0	1
Real Property	2	1	0	0	3	0	0	0	0	0	0	0	0	0	0	3
Tort Other	0	0	0	0	0	8	10	2	20	0	0	0	0	0	0	20
Toxic Tort	0	0	0	0	0	0	0	0	0	0	0	0	0	0	0	0
UM/UIM Bod Inj	0	0	0	0	0	20	13	7	40	0	0	0	0	0	0	40
Total	45	26	22	4	97	523	524	186	1,233	67	59	126	13	14	27	1,483

NOTE: Some Multicounty Litigation (MCL) cases were transferred in November 2014: Atlantic to Bergen = 8,935; Atlantic to Middlesex = 4,070.

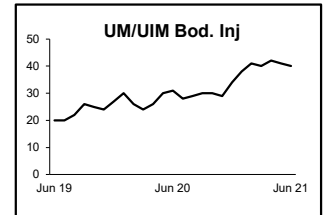
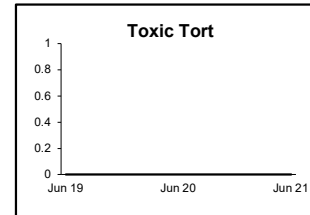
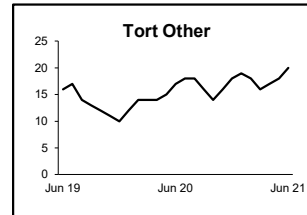
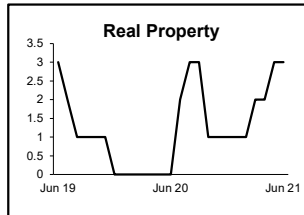
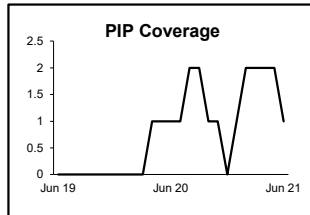
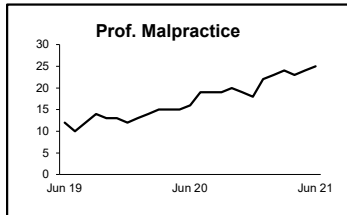
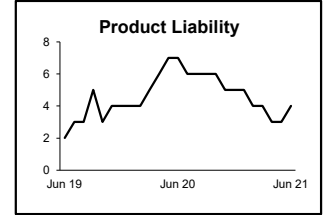
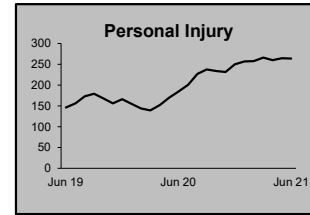
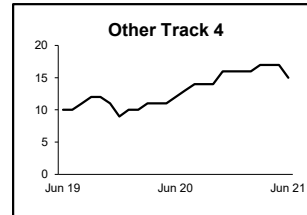
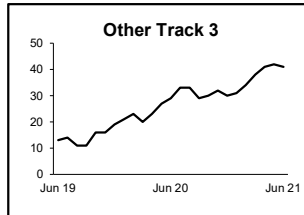
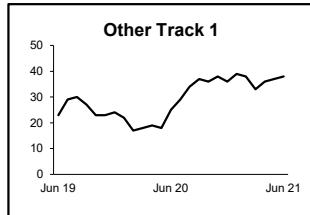
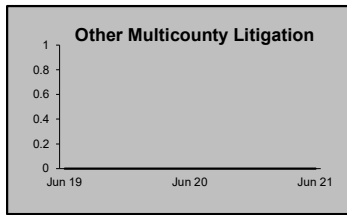
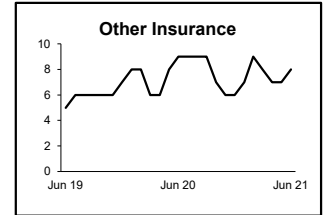
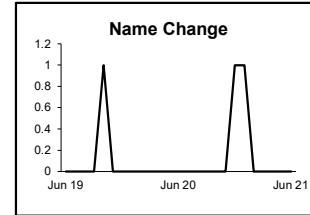
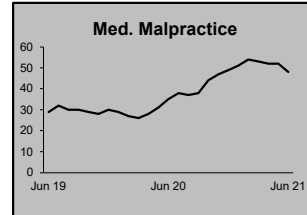
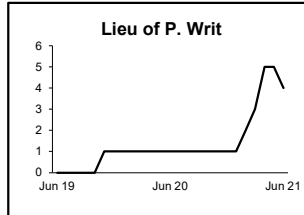
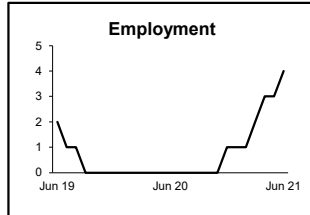
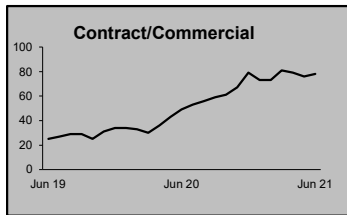
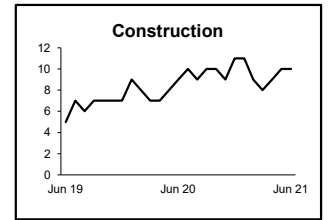
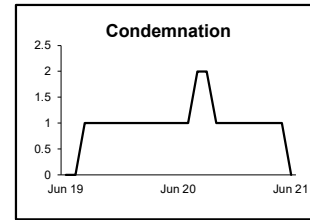
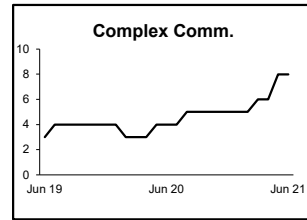
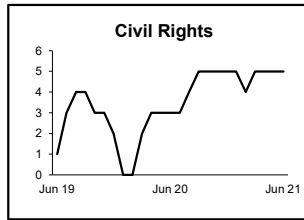
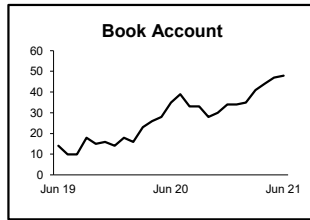
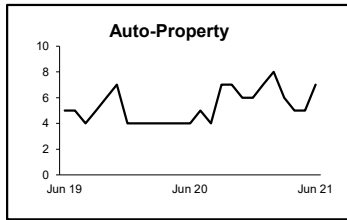
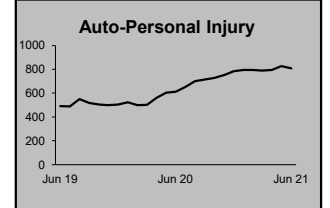
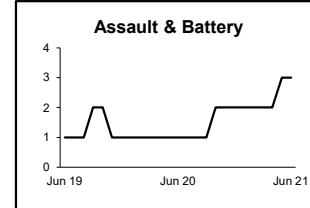
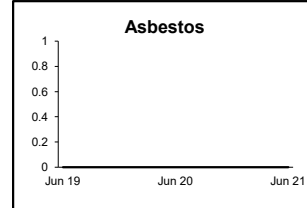
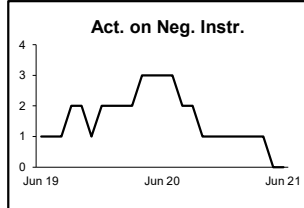
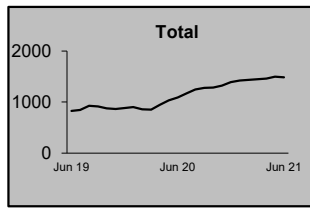
CIVIL RESOLUTION SUMMARY BY CASETYPE
JULY 2020 - JUNE 2021
UNION

	Trial			Summary					Total	Percent resolved by						Monthly Resolutions
	Jury	Nonjury	Total	Judgment	Settlement	Default Judgment	Dismiss	Other		Trial	Sum Jud	Settle	Default J	Dismiss	Other	
Act on Neg Inst	0	0	0	0	3	2	3	1	9	0%	0%	33%	22%	33%	11%	
Asbestos	0	0	0	0	0	0	0	0	0	0%	0%	0%	0%	0%	0%	
Assault & Bat	0	0	0	0	1	0	2	2	5	0%	0%	20%	0%	40%	40%	
Auto - Pers Inj	3	0	3	9	595	6	1,380	81	2,074	0%	0%	29%	0%	67%	4%	
Auto - Property	0	0	0	2	14	15	51	0	82	0%	2%	17%	18%	62%	0%	
Book Account	0	1	1	13	80	145	246	5	490	0%	3%	16%	30%	50%	1%	
Civil Rights	0	0	0	1	0	0	17	3	21	0%	5%	0%	0%	81%	14%	
Complex Commer	0	0	0	0	1	0	8	1	10	0%	0%	10%	0%	80%	10%	
Condemnation	0	0	0	1	1	0	0	2	4	0%	25%	25%	0%	0%	50%	
Construction	0	0	0	1	4	2	16	0	23	0%	4%	17%	9%	70%	0%	
Contract/Commer	0	2	2	15	74	85	314	15	505	0%	3%	15%	17%	62%	3%	
Employment	0	0	0	1	2	0	14	4	21	0%	5%	10%	0%	67%	19%	
Lieu of P. Writ	0	0	0	2	1	0	12	2	17	0%	12%	6%	0%	71%	12%	
Medical Malprac	0	0	0	2	15	1	22	2	42	0%	5%	36%	2%	52%	5%	
Name Change	0	0	0	0	0	0	13	86	99	0%	0%	0%	0%	13%	87%	
Other Insurance	0	0	0	0	4	0	33	2	39	0%	0%	10%	0%	85%	5%	
Other MCL	0	0	0	0	0	0	0	1	1	0%	0%	0%	0%	0%	100%	
Other Track 1	0	1	1	5	40	9	94	39	188	1%	3%	21%	5%	50%	21%	
Other Track 3	0	2	2	0	28	0	61	11	102	2%	0%	27%	0%	60%	11%	
Other Track 4	0	0	0	1	3	5	6	1	16	0%	6%	19%	31%	38%	6%	
Personal Injury	0	0	0	7	191	3	369	35	605	0%	1%	32%	0%	61%	6%	
Prod Liability	0	0	0	0	6	0	7	4	17	0%	0%	35%	0%	41%	24%	
Prof Malpractic	0	1	1	1	7	1	17	2	29	3%	3%	24%	3%	59%	7%	
PIP Coverage	0	0	0	0	2	1	13	1	17	0%	0%	12%	6%	76%	6%	
Real Property	0	0	0	1	0	1	11	2	15	0%	7%	0%	7%	73%	13%	
Tort Other	0	0	0	1	12	3	70	5	91	0%	1%	13%	3%	77%	5%	
Toxic Tort	0	0	0	0	0	0	0	0	0	0%	0%	0%	0%	0%	0%	
UM/UIM Bod Inj	1	0	1	1	26	2	83	2	115	1%	1%	23%	2%	72%	2%	
Total	4	7	11	64	1,110	281	2,862	309	4,637	0%	1%	24%	6%	62%	7%	

NOTE: Some Multicounty Litigation (MCL) cases were transferred in November 2014: Atlantic to Bergen = 8,935; Atlantic to Middlesex = 4,070.

**CIVIL BACKLOG BY CASETYPE
JUNE 2021
UNION**

	Total	Backlog	% chg
Jun 19	827		
Jun 20	1,088	32%	
Jun 21	1,483	36%	



1) Casetypes with the state's largest backlogs are highlighted.

2) Some Multicounty Litigation (MCL) cases were transferred in November 2014: Atlantic to Bergen = 8,935; Atlantic to Middlesex = 4,070.

**CIVIL CASELOAD SUMMARY BY CASETYPE
JULY 2020 - JUNE 2021
WARREN**

	Filings			Resolutions			Clearance		Backlog			Backlog Percent		Backlog Per 100 Monthly Filings		Active Pending		
	Jul 2019 to Jun 2020	Jul 2020 to Jun 2021	percent change	Jul 2019 to Jun 2020	Jul 2020 to Jun 2021	percent change	Jul 2020 - Jun 2021		Jun 2020	Jun 2021	percent change	Jun 2020	Jun 2021	Jun 2020	Jun 2021	Jun 2020	Jun 2021	percent change
							number	percent										
Act on Neg Inst	1	1	0%	3	0	-100%	-1	0%	0	0	0%	0%	0%	0	0	0	0	0%
Asbestos	0	0	0%	0	0	0%	0	100%	0	0	0%	0%	0%	0	0	0	0	0%
Assault & Bat	1	0	-100%	2	3	50%	3	100%	3	3	0%	50%	100%	3,600		6	3	-50%
Auto - Pers Inj	82	81	-1%	66	79	20%	-2	98%	8	16	100%	9%	17%	117	237	90	94	4%
Auto - Property	5	5	0%	4	9	125%	4	180%	0	0	0%	0%	0%	0	0	4	1	-75%
Book Account	92	108	17%	86	76	-12%	-32	70%	0	0	0%	0%	0%	0	0	32	61	91%
Civil Rights	2	0	-100%	4	2	-50%	2	100%	0	1		0%	50%	0		4	2	-50%
Complex Comme	1	0	-100%	0	2		2	100%	0	1		0%	100%	0		3	1	-67%
Condemnation	0	0	0%	0	0	0%	0	100%	0	0	0%	0%	0%	0	0	0	0	0%
Construction	1	3	200%	3	1	-67%	-2	33%	0	0	0%	0%	0%	0	0	1	3	200%
Contract/Comme	81	75	-7%	79	82	4%	7	109%	0	4		0%	7%	0	64	54	54	0%
Employment	0	0	0%	0	0	0%	0	100%	0	0	0%	0%	0%	0	0	0	0	0%
Lieu of P. Writ	3	11	267%	1	5	400%	-6	45%	0	0	0%	0%	0%	0	0	3	9	200%
Medical Malprac	9	9	0%	3	4	33%	-5	44%	4	9	125%	22%	39%	533	1,200	18	23	28%
Name Change	25	27	8%	27	28	4%	1	104%	0	0	0%	0%	0%	0	0	3	2	-33%
Other Insurance	5	2	-60%	4	2	-50%	0	100%	0	0	0%	0%	0%	0	0	2	2	0%
Other MCL	0	0	0%	0	0	0%	0	100%	0	0	0%	0%	0%	0	0	0	0	0%
Other Track 1	48	34	-29%	38	29	-24%	-5	85%	0	0	0%	0%	0%	0	0	16	15	-6%
Other Track 3	10	9	-10%	8	5	-38%	-4	56%	0	1		0%	7%	0	133	9	15	67%
Other Track 4	0	1		3	1	-67%	0	100%	0	1		0%	33%	0	1,200	2	3	50%
Personal Injury	54	65	20%	48	44	-8%	-21	68%	8	22	175%	12%	25%	178	406	68	88	29%
Prod Liability	1	0	-100%	1	1	0%	1	100%	0	1		0%	50%	0		2	2	0%
Prof Malpractic	2	2	0%	3	3	0%	1	150%	1	0	-100%	33%	0%	600	0	3	3	0%
PIP Coverage	0	3		0	1		-2	33%	0	0	0%	0%	0%	0	0	0	2	
Real Property	6	6	0%	7	5	-29%	-1	83%	0	0	0%	0%	0%	0	0	3	4	33%
Tort Other	14	12	-14%	14	13	-7%	1	108%	0	1		0%	10%	0	100	12	10	-17%
Toxic Tort	0	1		0	0	0%	-1	0%	0	0	0%	0%	0%	0	0	0	1	
UM/UIIM Bod Inj	3	5	67%	5	2	-60%	-3	40%	0	0	0%	0%	0%	0	0	2	5	150%
Total	446	460	3%	409	397	-3%	-63	86%	24	60	150%	7%	15%	65	157	337	403	20%

NOTE: Some Multicounty Litigation (MCL) cases were transferred in November 2014: Atlantic to Bergen = 8,935; Atlantic to Middlesex = 4,070.

CIVIL BACKLOG SUMMARY BY CASETYPE

June 2021

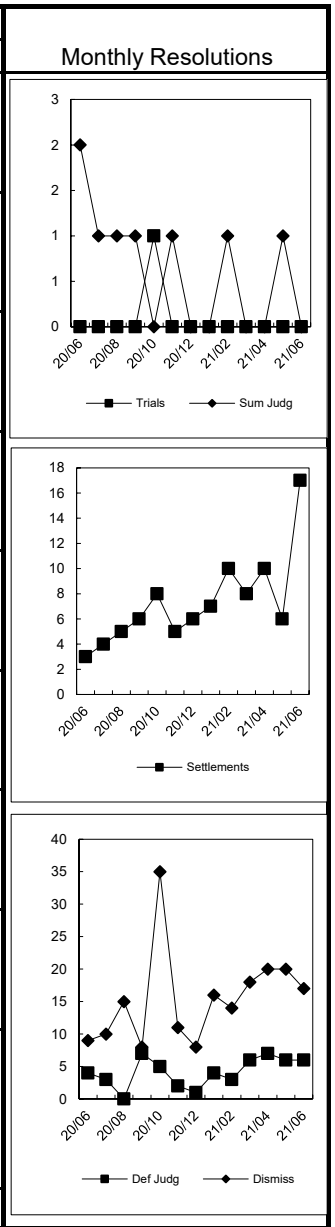
WARREN

	Cases in Backlog															
	Track 1					Track 2				Track 3			Track 4			Total Backlog
	12 to 18 months	18 to 24 months	24 to 36 months	over 36 months	Total Track 1	18 to 24 months	24 to 36 months	over 36 months	Total Track 2	24 to 36 months	over 36 months	Total Track 3	24 to 36 months	over 36 months	Total Track 4	
Act on Neg Inst	0	0	0	0	0	0	0	0	0	0	0	0	0	0	0	0
Asbestos	0	0	0	0	0	0	0	0	0	0	0	0	0	0	0	0
Assault & Bat	0	0	0	0	0	0	0	0	0	0	3	3	0	0	0	3
Auto - Pers Inj	0	0	0	0	0	10	5	1	16	0	0	0	0	0	0	16
Auto - Property	0	0	0	0	0	0	0	0	0	0	0	0	0	0	0	0
Book Account	0	0	0	0	0	0	0	0	0	0	0	0	0	0	0	0
Civil Rights	0	0	0	0	0	0	0	0	0	1	0	1	0	0	0	1
Complex Comme	0	0	0	0	0	0	0	0	0	0	0	0	1	0	1	1
Condemnation	0	0	0	0	0	0	0	0	0	0	0	0	0	0	0	0
Construction	0	0	0	0	0	0	0	0	0	0	0	0	0	0	0	0
Contract/Comme	0	0	0	0	0	2	2	0	4	0	0	0	0	0	0	4
Employment	0	0	0	0	0	0	0	0	0	0	0	0	0	0	0	0
Lieu of P. Writ	0	0	0	0	0	0	0	0	0	0	0	0	0	0	0	0
Medical Malprac	0	0	0	0	0	0	0	0	0	5	4	9	0	0	0	9
Name Change	0	0	0	0	0	0	0	0	0	0	0	0	0	0	0	0
Other Insurance	0	0	0	0	0	0	0	0	0	0	0	0	0	0	0	0
Other Mass Tort	0	0	0	0	0	0	0	0	0	0	0	0	0	0	0	0
Other Track 1	0	0	0	0	0	0	0	0	0	0	0	0	0	0	0	0
Other Track 3	0	0	0	0	0	0	0	0	0	1	0	1	0	0	0	1
Other Track 4	0	0	0	0	0	0	0	0	0	0	0	0	1	0	1	1
Personal Injury	0	0	0	0	0	13	7	2	22	0	0	0	0	0	0	22
Prod Liability	0	0	0	0	0	0	0	0	0	1	0	1	0	0	0	1
Prof Malpractic	0	0	0	0	0	0	0	0	0	0	0	0	0	0	0	0
PIP Coverage	0	0	0	0	0	0	0	0	0	0	0	0	0	0	0	0
Real Property	0	0	0	0	0	0	0	0	0	0	0	0	0	0	0	0
Tort Other	0	0	0	0	0	0	1	0	1	0	0	0	0	0	0	1
Toxic Tort	0	0	0	0	0	0	0	0	0	0	0	0	0	0	0	0
UM/UIM Bod Inj	0	0	0	0	0	0	0	0	0	0	0	0	0	0	0	0
Total	0	0	0	0	0	25	15	3	43	8	7	15	2	0	2	60

NOTE: Some Multicounty Litigation (MCL) cases were transferred in November 2014: Atlantic to Bergen = 8,935; Atlantic to Middlesex = 4,070.

CIVIL RESOLUTION SUMMARY BY CASETYPE
JULY 2020 - JUNE 2021
WARREN

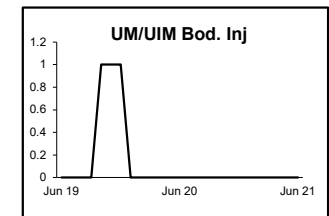
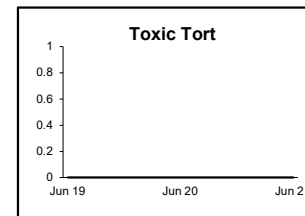
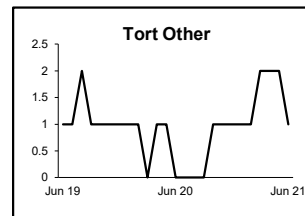
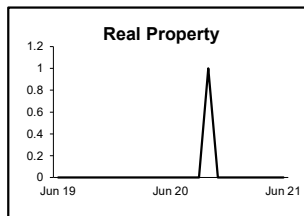
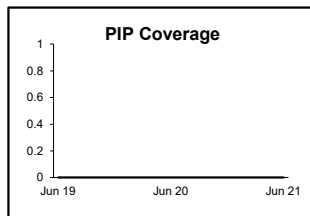
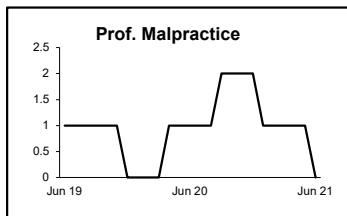
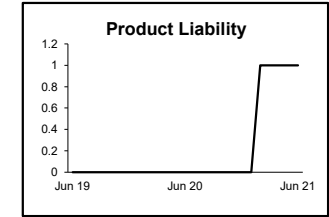
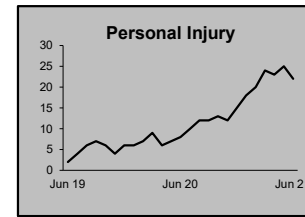
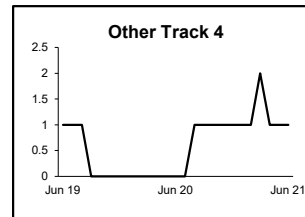
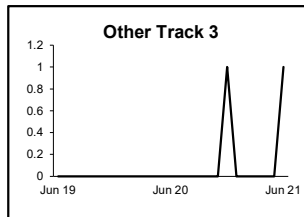
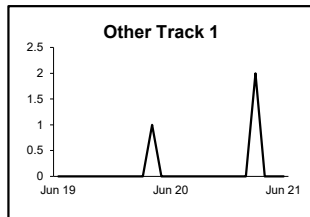
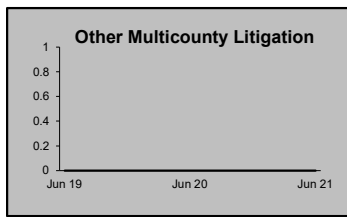
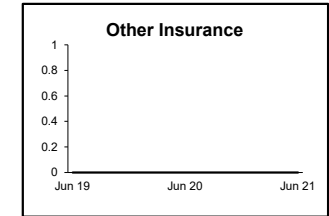
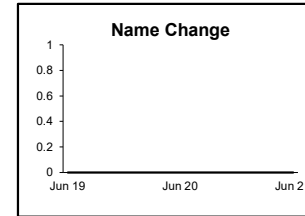
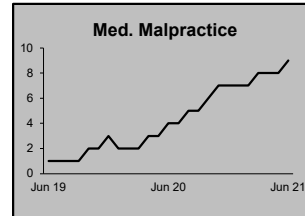
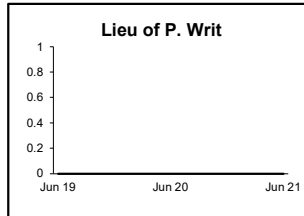
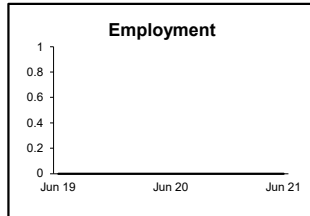
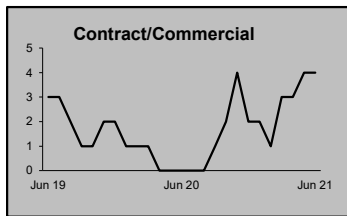
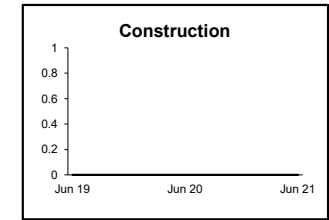
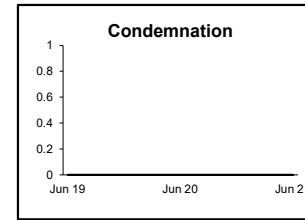
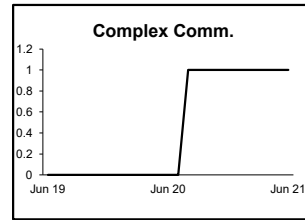
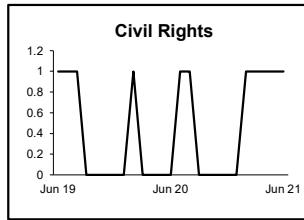
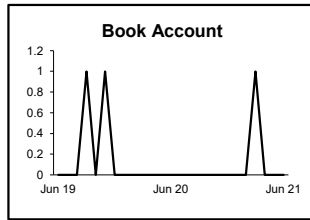
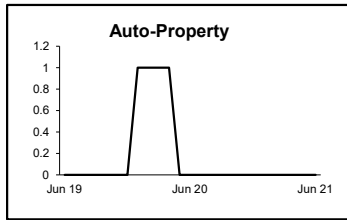
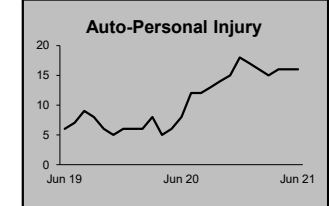
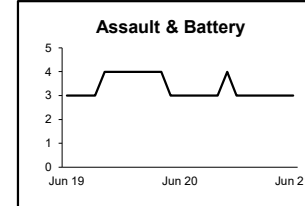
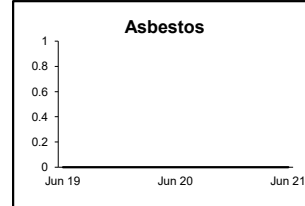

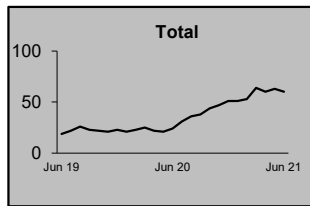
	Trial			Summary					Total	Percent resolved by					
	Jury	Nonjury	Total	Judgment	Settlement	Default Judgment	Dismiss	Other		Trial	Sum Jud	Settle	Default J	Dismiss	Other
Act on Neg Inst	0	0	0	0	0	0	0	0	0	0%	0%	0%	0%	0%	0%
Asbestos	0	0	0	0	0	0	0	0	0	0%	0%	0%	0%	0%	0%
Assault & Bat	0	0	0	0	1	0	2	0	3	0%	0%	33%	0%	67%	0%
Auto - Pers Inj	0	0	0	0	23	1	49	6	79	0%	0%	29%	1%	62%	8%
Auto - Property	0	0	0	0	4	2	3	0	9	0%	0%	44%	22%	33%	0%
Book Account	0	0	0	2	16	23	33	2	76	0%	3%	21%	30%	43%	3%
Civil Rights	0	0	0	0	0	0	2	0	2	0%	0%	0%	0%	100%	0%
Complex Commer	0	0	0	0	0	0	1	1	2	0%	0%	0%	0%	50%	50%
Condemnation	0	0	0	0	0	0	0	0	0	0%	0%	0%	0%	0%	0%
Construction	0	0	0	0	0	0	1	0	1	0%	0%	0%	0%	100%	0%
Contract/Commer	0	1	1	4	13	18	42	4	82	1%	5%	16%	22%	51%	5%
Employment	0	0	0	0	0	0	0	0	0	0%	0%	0%	0%	0%	0%
Lieu of P. Writ	0	0	0	0	1	0	3	1	5	0%	0%	20%	0%	60%	20%
Medical Malprac	0	0	0	0	1	0	3	0	4	0%	0%	25%	0%	75%	0%
Name Change	0	0	0	0	0	0	3	25	28	0%	0%	0%	0%	11%	89%
Other Insurance	0	0	0	0	0	0	2	0	2	0%	0%	0%	0%	100%	0%
Other MCL	0	0	0	0	0	0	0	0	0	0%	0%	0%	0%	0%	0%
Other Track 1	0	0	0	0	6	3	7	13	29	0%	0%	21%	10%	24%	45%
Other Track 3	0	0	0	0	2	0	3	0	5	0%	0%	40%	0%	60%	0%
Other Track 4	0	0	0	0	0	0	1	0	1	0%	0%	0%	0%	100%	0%
Personal Injury	0	0	0	0	18	0	23	3	44	0%	0%	41%	0%	52%	7%
Prod Liability	0	0	0	0	0	0	1	0	1	0%	0%	0%	0%	100%	0%
Prof Malpractic	0	0	0	0	3	0	0	0	3	0%	0%	100%	0%	0%	0%
PIP Coverage	0	0	0	0	0	0	1	0	1	0%	0%	0%	0%	100%	0%
Real Property	0	0	0	0	1	1	2	1	5	0%	0%	20%	20%	40%	20%
Tort Other	0	0	0	0	3	2	8	0	13	0%	0%	23%	15%	62%	0%
Toxic Tort	0	0	0	0	0	0	0	0	0	0%	0%	0%	0%	0%	0%
UM/UIM Bod Inj	0	0	0	0	0	0	2	0	2	0%	0%	0%	0%	100%	0%
Total	0	1	1	6	92	50	192	56	397	0%	2%	23%	13%	48%	14%



NOTE: Some Multicounty Litigation (MCL) cases were transferred in November 2014: Atlantic to Bergen = 8,935; Atlantic to Middlesex = 4,070.

**CIVIL BACKLOG BY CASETYPE
JUNE 2021
WARREN**

	Total	Backlog	% chg
Jun 19	19		
Jun 20	24	26%	
Jun 21	60	150%	



- 1) Casetypes with the state's largest backlogs are highlighted.
- 2) Some Multicounty Litigation (MCL) cases were transferred in November 2014: Atlantic to Bergen = 8,935; Atlantic to Middlesex = 4,070.

CIVIL CASELOAD SUMMARY BY CASETYPE
JULY 2020 - JUNE 2021
STATE

	Filings			Resolutions			Clearance		Backlog			Backlog Percent		Backlog Per 100 Monthly Filings		Active Pending		
	Jul 2019	Jul 2020	percent change	Jul 2019	Jul 2020	percent change	Jul 2020 - Jun 2021		Jun 2020	Jun 2021	percent change	Jun 2020	Jun 2021	Jun 2020	Jun 2021	Jun 2020	Jun 2021	percent change
	to Jun 2020	to Jun 2021		number	percent													
Act on Neg Inst	215	178	-17%	214	205	-4%	27	115%	19	17	-11%	13%	15%	106	115	143	114	-20%
Asbestos	181	181	0%	64	115	80%	-66	64%	362	453	25%	52%	60%	2,400	3,003	692	760	10%
Assault & Bat	151	289	91%	138	177	28%	-112	61%	49	67	37%	17%	13%	389	278	286	498	74%
Auto - Pers Inj	25,877	25,097	-3%	23,614	23,252	-2%	-1845	93%	6,347	9,451	49%	19%	27%	294	452	33,538	35,462	6%
Auto - Property	895	858	-4%	762	912	20%	54	106%	57	79	39%	8%	11%	76	110	745	695	-7%
Book Account	7,696	10,256	33%	6,802	8,933	31%	-1323	87%	295	385	31%	7%	7%	46	45	4,473	5,669	27%
Civil Rights	315	337	7%	335	333	-1%	-4	99%	80	104	30%	22%	28%	305	370	361	371	3%
Complex Commer	271	278	3%	264	282	7%	4	101%	159	212	33%	34%	42%	704	915	466	501	8%
Condemnation	281	103	-63%	343	242	-29%	139	235%	143	57	-60%	53%	44%	611	664	269	130	-52%
Construction	492	429	-13%	456	393	-14%	-36	92%	153	243	59%	25%	38%	373	680	616	637	3%
Contract/Commer	8,190	8,607	5%	8,065	8,631	7%	24	100%	647	1,218	88%	9%	17%	95	170	6,846	6,978	2%
Employment	275	234	-15%	227	232	2%	-2	99%	32	70	119%	12%	28%	140	359	257	252	-2%
Lieu of P. Writ	465	447	-4%	433	404	-7%	-43	90%	55	105	91%	12%	21%	142	282	457	507	11%
Medical Malprac	1,174	1,138	-3%	979	809	-17%	-329	71%	662	1,067	61%	28%	39%	677	1,125	2,386	2,759	16%
Name Change	1,693	2,263	34%	1,757	2,071	18%	-192	92%	1	4	300%	0%	1%	1	2	311	513	65%
Other Insurance	651	592	-9%	533	545	2%	-47	92%	82	135	65%	17%	28%	151	274	474	479	1%
Other MCL	2,115	3,297	56%	6,928	2,259	-67%	-1038	69%	8,769	9,681	10%	65%	66%	4,975	3,524	13,525	14,582	8%
Other Track 1	4,169	4,102	-2%	3,559	3,673	3%	-429	90%	234	412	76%	11%	17%	67	121	2,157	2,470	15%
Other Track 3	2,072	2,127	3%	1,670	1,780	7%	-347	84%	377	599	59%	14%	20%	218	338	2,631	3,012	14%
Other Track 4	236	241	2%	300	227	-24%	-14	94%	197	235	19%	40%	44%	1,002	1,170	497	535	8%
Personal Injury	10,289	9,517	-8%	9,541	8,742	-8%	-775	92%	2,884	4,414	53%	21%	30%	336	557	14,048	14,743	5%
Prod Liability	376	522	39%	582	456	-22%	-66	87%	97	131	35%	23%	25%	310	301	431	525	22%
Prof Malpractic	471	424	-10%	537	464	-14%	40	109%	210	348	66%	23%	35%	535	985	927	996	7%
PIP Coverage	297	274	-8%	295	257	-13%	-17	94%	15	23	53%	12%	16%	61	101	130	143	10%
Real Property	330	374	13%	298	310	4%	-64	83%	37	65	76%	17%	24%	135	209	217	267	23%
Tort Other	1,864	1,969	6%	1,580	1,826	16%	-143	93%	255	426	67%	14%	21%	164	260	1,868	1,987	6%
Toxic Tort	11	23	109%	34	12	-65%	-11	52%	10	19	90%	34%	46%	1,091	991	29	41	41%
UM/UIM Bod Inj	1,637	1,518	-7%	1,538	1,509	-2%	-9	99%	376	525	40%	19%	26%	276	415	2,019	2,039	1%
Total	72,689	75,675	4%	71,848	69,051	-4%	-6624	91%	22,604	30,545	35%	25%	31%	373	484	90,799	97,665	8%

NOTE: Some Multicounty Litigation (MCL) cases were transferred in November 2014: Atlantic to Bergen = 8,935; Atlantic to Middlesex = 4,070.

CIVIL BACKLOG SUMMARY BY CASETYPE

June 2021

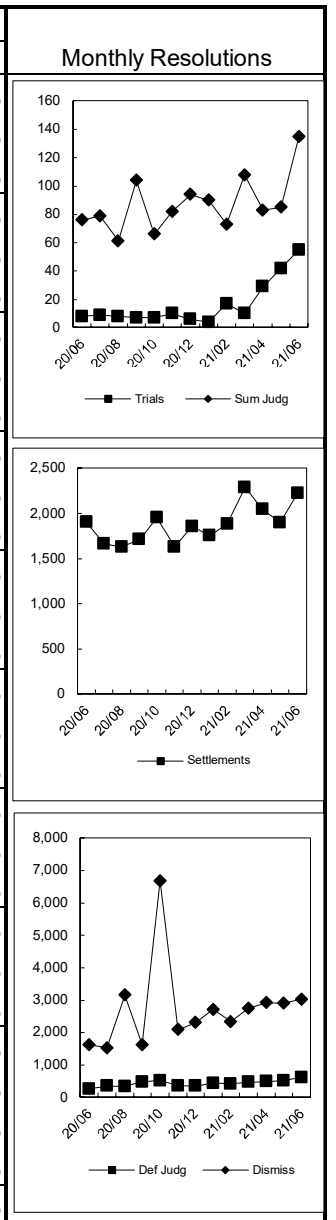
STATE

	Cases in Backlog															
	Track 1					Track 2				Track 3			Track 4			Total Backlog
	12 to 18 months	18 to 24 months	24 to 36 months	over 36 months	Total Track 1	18 to 24 months	24 to 36 months	over 36 months	Total Track 2	24 to 36 months	over 36 months	Total Track 3	24 to 36 months	over 36 months	Total Track 4	
Act on Neg Inst	11	0	6	0	17	0	0	0	0	0	0	0	0	0	0	17
Asbestos	0	0	0	0	0	0	0	0	0	0	0	0	148	305	453	453
Assault & Bat	0	0	0	0	0	0	0	0	0	37	30	67	0	0	0	67
Auto - Pers Inj	1	0	1	0	2	4,202	4,044	1,199	9,445	1	2	3	1	0	1	9,451
Auto - Property	0	0	0	0	0	31	42	6	79	0	0	0	0	0	0	79
Book Account	204	105	63	10	382	0	1	0	1	0	0	0	2	0	2	385
Civil Rights	1	0	0	0	1	0	0	0	0	54	48	102	1	0	1	104
Complex Comme	0	0	0	0	0	0	0	0	0	0	0	0	100	112	212	212
Condemnation	0	0	0	0	0	0	0	0	0	7	50	57	0	0	0	57
Construction	0	0	0	0	0	80	99	58	237	0	2	2	4	0	4	243
Contract/Comme	0	0	0	0	0	525	534	156	1,215	0	0	0	2	1	3	1,218
Employment	0	0	0	0	0	25	27	17	69	1	0	1	0	0	0	70
Lieu of P. Writ	0	0	0	0	0	0	0	0	0	0	0	0	60	45	105	105
Medical Malprac	0	0	0	0	0	0	0	0	0	561	506	1,067	0	0	0	1,067
Name Change	3	1	0	0	4	0	0	0	0	0	0	0	0	0	0	4
Other Insurance	70	21	21	16	128	2	1	2	5	0	0	0	1	1	2	135
Other Mass Tort	0	0	0	0	0	0	0	0	0	0	0	0	2,276	7,405	9,681	9,681
Other Track 1	192	98	82	17	389	7	10	2	19	3	1	4	0	0	0	412
Other Track 3	0	0	0	0	0	0	0	0	0	348	251	599	0	0	0	599
Other Track 4	0	0	0	0	0	0	0	0	0	1	0	1	93	141	234	235
Personal Injury	0	1	0	0	1	1,868	1,891	642	4,401	7	3	10	0	2	2	4,414
Prod Liability	0	0	0	0	0	0	0	0	0	71	59	130	0	1	1	131
Prof Malpractic	0	0	0	0	0	0	1	0	1	205	142	347	0	0	0	348
PIP Coverage	13	4	2	3	22	1	0	0	1	0	0	0	0	0	0	23
Real Property	28	14	15	8	65	0	0	0	0	0	0	0	0	0	0	65
Tort Other	0	0	0	0	0	183	178	64	425	1	0	1	0	0	0	426
Toxic Tort	0	0	0	0	0	0	0	0	0	10	9	19	0	0	0	19
UM/UIM Bod Inj	0	0	0	0	0	232	227	65	524	0	1	1	0	0	0	525
Total	523	244	190	54	1,011	7,156	7,055	2,211	16,422	1,307	1,104	2,411	2,688	8,013	10,701	30,545

NOTE: Some Multicounty Litigation (MCL) cases were transferred in November 2014: Atlantic to Bergen = 8,935; Atlantic to Middlesex = 4,070.

CIVIL RESOLUTION SUMMARY BY CASETYPE
JULY 2020 - JUNE 2021
STATE

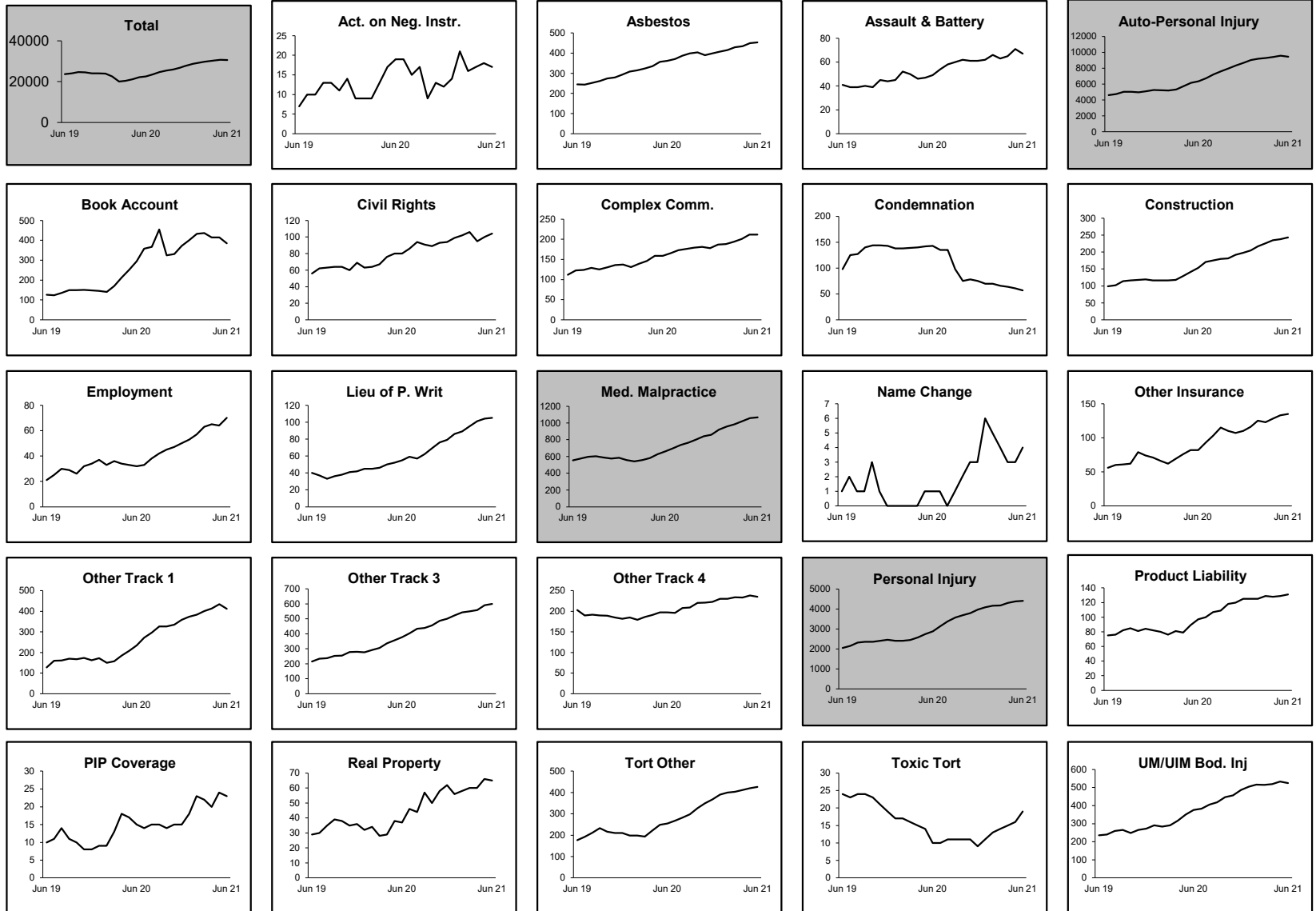
	Trial			Summary					Total	Percent resolved by					
	Jury	Nonjury	Total	Judgment	Settlement	Default Judgment	Dismiss	Other		Trial	Sum Jud	Settle	Default J	Dismiss	Other
Act on Neg Inst	0	1	1	16	30	72	82	4	205	0%	8%	15%	35%	40%	2%
Asbestos	4	0	4	0	83	0	24	4	115	3%	0%	72%	0%	21%	3%
Assault & Bat	0	0	0	2	59	7	82	27	177	0%	1%	33%	4%	46%	15%
Auto - Pers Inj	83	5	88	115	9,820	119	12,240	870	23,252	0%	0%	42%	1%	53%	4%
Auto - Property	0	0	0	19	221	229	429	14	912	0%	2%	24%	25%	47%	2%
Book Account	0	4	4	237	2,032	2,698	3,847	115	8,933	0%	3%	23%	30%	43%	1%
Civil Rights	0	0	0	10	49	0	200	74	333	0%	3%	15%	0%	60%	22%
Complex Commer	0	1	1	11	79	12	138	41	282	0%	4%	28%	4%	49%	15%
Condemnation	0	0	0	4	45	0	26	167	242	0%	2%	19%	0%	11%	69%
Construction	0	2	2	9	135	32	201	14	393	1%	2%	34%	8%	51%	4%
Contract/Commer	1	22	23	262	2,079	1,570	4,371	326	8,631	0%	3%	24%	18%	51%	4%
Employment	0	1	1	4	69	5	118	35	232	0%	2%	30%	2%	51%	15%
Lieu of P. Writ	0	32	32	11	75	2	233	51	404	8%	3%	19%	0%	58%	13%
Medical Malprac	1	0	1	9	284	3	446	66	809	0%	1%	35%	0%	55%	8%
Name Change	0	0	0	0	0	0	168	1,903	2,071	0%	0%	0%	0%	8%	92%
Other Insurance	0	0	0	16	156	18	265	90	545	0%	3%	29%	3%	49%	17%
Other MCL	0	0	0	0	451	0	1,773	35	2,259	0%	0%	20%	0%	78%	2%
Other Track 1	0	13	13	67	948	202	1,685	758	3,673	0%	2%	26%	5%	46%	21%
Other Track 3	1	2	3	27	683	10	821	236	1,780	0%	2%	38%	1%	46%	13%
Other Track 4	1	1	2	13	61	45	85	21	227	1%	6%	27%	20%	37%	9%
Personal Injury	10	1	11	147	3,652	90	4,237	605	8,742	0%	2%	42%	1%	48%	7%
Prod Liability	0	0	0	4	94	3	145	210	456	0%	1%	21%	1%	32%	46%
Prof Malpractic	0	1	1	8	206	5	216	28	464	0%	2%	44%	1%	47%	6%
PIP Coverage	0	0	0	3	68	5	162	19	257	0%	1%	26%	2%	63%	7%
Real Property	0	0	0	8	59	17	186	40	310	0%	3%	19%	5%	60%	13%
Tort Other	1	6	7	48	508	142	1,007	114	1,826	0%	3%	28%	8%	55%	6%
Toxic Tort	0	0	0	0	3	0	4	5	12	0%	0%	25%	0%	33%	42%
UM/UIB Bod Inj	8	2	10	10	615	24	821	29	1,509	1%	1%	41%	2%	54%	2%
Total	110	94	204	1,060	22,564	5,310	34,012	5,901	69,051	0%	2%	33%	8%	49%	9%



NOTE: Some Multicounty Litigation (MCL) cases were transferred in November 2014: Atlantic to Bergen = 8,935; Atlantic to Middlesex = 4,070.

**CIVIL BACKLOG BY CASETYPE
JUNE 2021
STATE**

	Total	Backlog	% chg
Jun 19		23,672	
Jun 20		22,604	-5%
Jun 21		30,545	35%



1) Casetypes with the state's largest backlogs are highlighted.

2) Some Multicounty Litigation (MCL) cases were transferred in November 2014: Atlantic to Bergen = 8,935; Atlantic to Middlesex = 4,070.