



**New Jersey Judiciary
CIVIL STATISTICS
June 2018**

TABLE OF CONTENTS

Introduction, Abbreviations, and Glossary	i
Tables and Graphs By County	1
Tables and Graphs by Case Type	
Atlantic	3
Bergen	7
Burlington	11
Camden	15
Cape May	19
Cumberland	23
Essex	27
Gloucester	31
Hudson	35
Hunterdon	39
Mercer	43
Middlesex	47
Monmouth	51
Morris	55
Ocean	59
Passaic	63
Salem	67
Somerset	71
Sussex	75
Union	79
Warren	83
State	87

INTRODUCTION

CIVIL STATISTICS provides court year-to-date civil-law statistics for New Jersey's twenty-one counties. Data is compiled from a monthly statistical extract of the Automated Case Management System.

The report provides 4-page summaries of filings, resolutions, clearance, backlog, and active pending by case type for counties and the state. Case type categories are based on the Case Information Statement (CIS). Some categories are consolidated as shown in the table on the next page.

GLOSSARY

Filings: Filings include new, reopened, reactivated, and transferred cases

Resolutions: Include trials, summary judgments, settlements, default judgments dismissals, inactivations, transfers, and other summary matters

Clearance: Resolutions minus filings

Backlog: Cases over case processing goal as listed below. Cases are aged from date of complaint exclusive of inactive and closed time.

 Track 1 backlog = over 12 months

 Track 2 backlog = over 18 months

 Track 3 backlog = over 24 months

 Track 4 backlog = over 24 months

Backlog Per 100 Monthly Filings: $(\text{backlog}) / (\text{average monthly filings in previous court year}) * 100$

Active Pending: Cases not resolved. Does not include inactive cases.

CIVIL STATISTICS is produced by the Administrative Office of the Courts' Quantitative Research Unit. Questions or comments can be directed to:

Quantitative Research Unit: PO Box 037, Trenton, NJ 08625
(609) 815-2900 x52530

CASE TYPE ABBREVIATIONS

TRACK I

Action on Negotiable Instrument (Act on New Inst)
Book Account
Name Change
Other Insurance Claim Including Declaratory Judgment Actions (other insurance)
PIP Coverage
Real Property
Other Track 1: Forfeiture, Summary Action, UM or UIM Claim, Lemon Law, Open Public Records Act, Tenancy, Miscellaneous, No Show Jurors
UM/UIM Coverage

TRACK II

Auto Negligence - Personal Injury
Auto Negligence - Property Damage
Construction
Contract/Commercial Transactions
Employment other than CEPA or LAD
Personal Injury
Tort - Other
UM/UIM Bodily Injury

TRACK III

Assault and Battery
Civil Rights
Condemnation
Medical Malpractice
Product Liability
Professional Malpractice
Toxic Tort
Other Track 3: Defamation, Inverse Condemnation, Whistle Blower/Conscientious, Employee Protection Act, Law Against Discrimination

TRACK IV

Action in Lieu of Prerogative Writ (Lieu of P. Writ)
Asbestos
Complex Commercial

Other Multicounty Litigation (formerly "mass tort") and/or Centrally Managed Cases: Stryker LFIT Co, Fire Fighter Hearing Loss, Abilify, Accutane/Isotretinoin, All Derm Regen, Benicar, Bextra/Celebrex, Bextra/Celebrex/Vioxx, Bristol-Meyers Squibb Environmental, Depo-Provera, Diacetyl, Fosamax, DePuy ASR Hip, Digitek, Gadolinium Based Contrast Agents, Hormone Replacement Therapy, J & J Stent, Levaquin, Mahwah Toxic Dump, Mirena, NuvaRing, Ortho Evra, Pelvic Mesh J&J, Pelvic Mesh Bard, Plavix, Pompton Lakes Environmental Litigation, Propecia, Prudential Tort Litigation, Reglan, Risperdal/Seroquel/Zyprexa, Stryker Rejuvenate Hip Stem and the ABG II Modular Hip Stem, Stryker Implant, Talc Body Powder, Vioxx, Yaz/Yasmin/Ocella, Zelnorm, Zometa/Aredia
Other Track 4: Complex Construction, Cullen Lit., Environmental Coverage Litigation, False Claims, Insurance Fraud, Mt. Laurel

CIVIL CASELOAD SUMMARY BY COUNTY
JULY 2017 - JUNE 2018
STATE

	Filings			Resolutions			Clearance		Backlog			Backlog Percent		Backlog Per 100 Monthly Filings		Active Pending		
	Jul 2016	Jul 2017	percent change	Jul 2016	Jul 2017	percent change	Jul 2017 - Jun 2018		Jun 2017	Jun 2018	percent change	Jun 2017	Jun 2018	Jun 2017	Jun 2018	Jun 2017	Jun 2018	percent change
	to Jun 2017	to Jun 2018		number	percent													
Atlantic	2,951	3,128	6%	6,736	3,014	-55%	-114	96%	846	843	0%	24%	23%	344	323	3,503	3,628	4%
Bergen	9,301	10,179	9%	9,011	11,718	30%	1539	115%	12,101	12,001	-1%	57%	61%	1,561	1,415	21,270	19,817	-7%
Burlington	3,041	2,855	-6%	3,038	3,162	4%	307	111%	280	176	-37%	11%	7%	110	74	2,658	2,355	-11%
Camden	5,302	5,126	-3%	5,267	5,631	7%	505	110%	660	534	-19%	13%	12%	149	125	4,947	4,463	-10%
Cape May	569	581	2%	559	583	4%	2	100%	86	88	2%	15%	16%	181	182	555	553	0%
Cumberland	951	966	2%	948	1,025	8%	59	106%	174	144	-17%	18%	16%	220	179	957	903	-6%
Essex	10,055	10,150	1%	9,523	10,031	5%	-119	99%	1,934	2,197	14%	18%	20%	231	260	10,834	11,008	2%
Gloucester	1,703	1,537	-10%	1,640	1,735	6%	198	113%	223	214	-4%	14%	15%	157	167	1,612	1,418	-12%
Hudson	5,703	5,627	-1%	5,683	5,869	3%	242	104%	677	603	-11%	12%	11%	142	129	5,639	5,402	-4%
Hunterdon	557	451	-19%	614	520	-15%	69	115%	42	39	-7%	10%	11%	90	104	410	341	-17%
Mercer	2,958	2,973	1%	2,940	3,050	4%	77	103%	552	487	-12%	19%	17%	224	197	2,980	2,905	-3%
Middlesex	8,377	8,493	1%	9,145	9,368	2%	875	110%	5,008	4,293	-14%	40%	37%	717	607	12,543	11,661	-7%
Monmouth	5,043	5,021	0%	5,230	5,223	0%	202	104%	1,100	960	-13%	21%	19%	262	229	5,264	5,065	-4%
Morris	3,092	2,756	-11%	3,044	3,147	3%	391	114%	473	418	-12%	16%	16%	184	182	2,961	2,571	-13%
Ocean	3,741	3,457	-8%	3,686	3,621	-2%	164	105%	643	728	13%	17%	20%	206	253	3,851	3,704	-4%
Passaic	4,547	4,490	-1%	4,748	4,572	-4%	82	102%	416	453	9%	9%	10%	110	121	4,502	4,421	-2%
Salem	278	281	1%	227	293	29%	12	104%	30	31	3%	13%	14%	129	132	233	221	-5%
Somerset	1,703	1,704	0%	1,736	1,711	-1%	7	100%	132	143	8%	9%	10%	93	101	1,407	1,402	0%
Sussex	655	638	-3%	745	687	-8%	49	108%	95	82	-14%	16%	15%	174	154	581	534	-8%
Union	4,897	5,063	3%	4,574	5,071	11%	8	100%	826	874	6%	16%	17%	202	207	5,193	5,191	0%
Warren	397	388	-2%	413	414	0%	26	107%	44	37	-16%	12%	11%	133	114	364	341	-6%
Total	75,821	75,864	0%	79,507	80,445	1%	4581	106%	26,342	25,345	-4%	29%	29%	417	401	92,264	87,904	-5%

NOTE: Some Multicounty Litigation (MCL) cases were transferred in November 2014: Atlantic to Bergen = 8,935; Atlantic to Middlesex = 4,070.

CIVIL BACKLOG SUMMARY BY CASETYPE

JUNE 2018

STATE

	Cases in Backlog															
	Track 1					Track 2				Track 3			Track 4			Total Backlog
	12 to 18 months	18 to 24 months	24 to 36 months	over 36 months	Total Track 1	18 to 24 months	24 to 36 months	over 36 months	Total Track 2	24 to 36 months	over 36 months	Total Track 3	24 to 36 months	over 36 months	Total Track 4	
Atlantic	11	5	0	0	16	195	89	10	294	43	42	85	169	279	448	843
Bergen	6	9	2	0	17	487	132	4	623	78	12	90	1,381	9,890	11,271	12,001
Burlington	0	0	0	0	0	103	33	2	138	14	5	19	15	4	19	176
Camden	26	5	4	1	36	286	111	13	410	55	19	74	10	4	14	534
Cape May	4	1	0	0	5	33	17	6	56	13	8	21	6	0	6	88
Cumberland	4	5	2	0	11	60	51	3	114	10	6	16	0	3	3	144
Essex	74	24	17	15	130	1,023	648	152	1,823	128	66	194	28	22	50	2,197
Gloucester	9	1	3	2	15	100	34	8	142	21	16	37	14	6	20	214
Hudson	23	11	2	1	37	406	102	6	514	38	3	41	3	8	11	603
Hunterdon	0	0	0	0	0	17	6	1	24	6	1	7	7	1	8	39
Mercer	8	1	1	0	10	205	134	39	378	43	18	61	11	27	38	487
Middlesex	6	2	0	0	8	720	281	27	1,028	111	29	140	109	3,008	3,117	4,293
Monmouth	19	6	4	3	32	377	296	73	746	73	53	126	35	21	56	960
Morris	22	2	0	0	24	204	76	6	286	46	13	59	34	15	49	418
Ocean	22	7	10	1	40	315	190	29	534	120	16	136	14	4	18	728
Passaic	19	4	1	0	24	329	59	2	390	27	1	28	10	1	11	453
Salem	1	0	1	0	2	17	5	1	23	4	1	5	1	0	1	31
Somerset	0	0	0	0	0	76	30	4	110	13	5	18	10	5	15	143
Sussex	7	2	0	0	9	38	19	3	60	6	2	8	3	2	5	82
Union	38	9	5	4	56	505	207	18	730	49	24	73	8	7	15	874
Warren	0	0	0	0	0	20	3	0	23	10	1	11	3	0	3	37
Total	299	94	52	27	472	5,516	2,523	407	8,446	908	341	1,249	1,871	13,307	15,178	25,345

NOTE: Some Multicounty Litigation (MCL) cases were transferred in November 2014: Atlantic to Bergen = 8,935; Atlantic to Middlesex = 4,070.

CIVIL CASELOAD SUMMARY BY CASETYPE
JULY 2017 - JUNE 2018
ATLANTIC

	Filings			Resolutions			Clearance		Backlog			Backlog Percent		Backlog Per 100 Monthly Filings		Active Pending		
	Jul 2016 to Jun 2017	Jul 2017 to Jun 2018	percent change	Jul 2016 to Jun 2017	Jul 2017 to Jun 2018	percent change	Jul 2017 - Jun 2018		Jun 2017	Jun 2018	percent change	Jun 2017	Jun 2018	Jun 2017	Jun 2018	Jun 2017	Jun 2018	percent change
	number	percent																
Act on Neg Inst	8	5	-38%	6	7	17%	2	140%	0	1		0%	33%	0	240	5	3	-40%
Asbestos	0	0	0%	0	0	0%	0	100%	0	0	0%	0%	0%	0	0	0	0	0%
Assault & Bat	10	6	-40%	5	10	100%	4	167%	5	7	40%	23%	37%	600	1,400	22	19	-14%
Auto - Pers Inj	926	827	-11%	883	929	5%	102	112%	207	154	-26%	18%	15%	268	223	1,122	1,027	-8%
Auto - Property	16	20	25%	13	18	38%	-2	90%	3	0	-100%	21%	0%	225	0	14	16	14%
Book Account	377	339	-10%	406	362	-11%	23	107%	2	3	50%	1%	2%	6	11	184	160	-13%
Civil Rights	16	22	38%	18	24	33%	2	109%	7	5	-29%	24%	19%	525	273	29	26	-10%
Complex Comme	5	1	-80%	3	4	33%	3	400%	2	7	250%	22%	78%	480	8,400	9	9	0%
Condemnation	2	1	-50%	12	9	-25%	8	900%	0	1		0%	100%	0	1,200	9	1	-89%
Construction	33	30	-9%	33	31	-6%	1	103%	6	7	17%	19%	26%	218	280	32	27	-16%
Contract/Comme	283	302	7%	268	301	12%	-1	100%	19	15	-21%	9%	7%	81	60	213	219	3%
Employment	4	15	275%	9	9	0%	-6	60%	1	0	-100%	25%	0%	300	0	4	10	150%
Lieu of P. Writ	21	21	0%	21	20	-5%	-1	95%	1	1	0%	7%	6%	57	57	15	18	20%
Medical Malprac	30	26	-13%	36	32	-11%	6	123%	22	24	9%	30%	35%	880	1,108	73	68	-7%
Name Change	98	93	-5%	102	104	2%	11	112%	0	0	0%	0%	0%	0	0	13	5	-62%
Other Insurance	31	40	29%	42	38	-10%	-2	95%	6	3	-50%	24%	12%	232	90	25	26	4%
Other MCL	95	439	362%	3,804	42	-99%	-397	10%	316	431	36%	59%	46%	3,992	1,178	540	936	73%
Other Track 1	226	199	-12%	226	184	-19%	-15	92%	7	8	14%	8%	8%	37	48	92	97	5%
Other Track 3	90	84	-7%	96	92	-4%	8	110%	14	11	-21%	12%	10%	187	157	116	108	-7%
Other Track 4	10	4	-60%	11	25	127%	21	625%	13	6	-54%	39%	50%	1,560	1,800	33	12	-64%
Personal Injury	475	471	-1%	516	551	7%	80	117%	136	90	-34%	21%	15%	344	229	659	582	-12%
Prod Liability	12	19	58%	42	22	-48%	3	116%	35	29	-17%	67%	60%	3,500	1,832	52	48	-8%
Prof Malpractic	21	15	-29%	30	23	-23%	8	153%	8	7	-13%	22%	21%	457	560	37	33	-11%
PIP Coverage	12	6	-50%	13	6	-54%	0	100%	0	0	0%	0%	0%	0	0	4	4	0%
Real Property	14	13	-7%	11	14	27%	1	108%	1	1	0%	11%	13%	86	92	9	8	-11%
Tort Other	62	56	-10%	66	62	-6%	6	111%	12	15	25%	16%	22%	232	321	75	67	-11%
Toxic Tort	1	0	-100%	0	1		1	100%	0	0	0%	0%	0%	0	0	2	3	50%
UM/UIM Bod Inj	73	74	1%	64	94	47%	20	127%	23	17	-26%	20%	18%	378	276	115	96	-17%
Total	2,951	3,128	6%	6,736	3,014	-55%	-114	96%	846	843	0%	24%	23%	344	323	3,503	3,628	4%

NOTE: Some Multicounty Litigation (MCL) cases were transferred in November 2014: Atlantic to Bergen = 8,935; Atlantic to Middlesex = 4,070.

CIVIL BACKLOG SUMMARY BY CASETYPE

JUNE 2018

ATLANTIC

	Cases in Backlog															
	Track 1					Track 2				Track 3			Track 4			Total Backlog
	12 to 18 months	18 to 24 months	24 to 36 months	over 36 months	Total Track 1	18 to 24 months	24 to 36 months	over 36 months	Total Track 2	24 to 36 months	over 36 months	Total Track 3	24 to 36 months	over 36 months	Total Track 4	
Act on Neg Inst	0	1	0	0	1	0	0	0	0	0	0	0	0	0	0	1
Asbestos	0	0	0	0	0	0	0	0	0	0	0	0	0	0	0	0
Assault & Bat	0	0	0	0	0	0	0	0	0	5	2	7	0	0	0	7
Auto - Pers Inj	0	0	0	0	0	117	33	4	154	0	0	0	0	0	0	154
Auto - Property	0	0	0	0	0	0	0	0	0	0	0	0	0	0	0	0
Book Account	2	1	0	0	3	0	0	0	0	0	0	0	0	0	0	3
Civil Rights	0	0	0	0	0	0	0	0	0	3	2	5	0	0	0	5
Complex Comme	0	0	0	0	0	0	0	0	0	0	0	0	3	4	7	7
Condemnation	0	0	0	0	0	0	0	0	0	1	0	1	0	0	0	1
Construction	0	0	0	0	0	5	1	0	6	0	0	0	0	1	1	7
Contract/Comme	0	0	0	0	0	8	6	1	15	0	0	0	0	0	0	15
Employment	0	0	0	0	0	0	0	0	0	0	0	0	0	0	0	0
Lieu of P. Writ	0	0	0	0	0	0	0	0	0	0	0	0	1	0	1	1
Medical Malprac	0	0	0	0	0	0	0	0	0	17	7	24	0	0	0	24
Name Change	0	0	0	0	0	0	0	0	0	0	0	0	0	0	0	0
Other Insurance	2	1	0	0	3	0	0	0	0	0	0	0	0	0	0	3
Other MCL	0	0	0	0	0	0	0	0	0	0	0	0	160	271	431	431
Other Track 1	7	1	0	0	8	0	0	0	0	0	0	0	0	0	0	8
Other Track 3	0	0	0	0	0	0	0	0	0	9	2	11	0	0	0	11
Other Track 4	0	0	0	0	0	0	0	0	0	0	0	0	3	3	6	6
Personal Injury	0	0	0	0	0	47	35	5	87	1	0	1	2	0	2	90
Prod Liability	0	0	0	0	0	0	0	0	0	2	27	29	0	0	0	29
Prof Malpractic	0	0	0	0	0	0	0	0	0	5	2	7	0	0	0	7
PIP Coverage	0	0	0	0	0	0	0	0	0	0	0	0	0	0	0	0
Real Property	0	1	0	0	1	0	0	0	0	0	0	0	0	0	0	1
Tort Other	0	0	0	0	0	10	5	0	15	0	0	0	0	0	0	15
Toxic Tort	0	0	0	0	0	0	0	0	0	0	0	0	0	0	0	0
UM/UIM Bod Inj	0	0	0	0	0	8	9	0	17	0	0	0	0	0	0	17
Total	11	5	0	0	16	195	89	10	294	43	42	85	169	279	448	843

NOTE: Some Multicounty Litigation (MCL) cases were transferred in November 2014: Atlantic to Bergen = 8,935; Atlantic to Middlesex = 4,070.

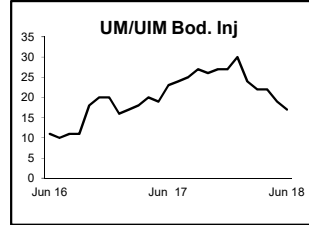
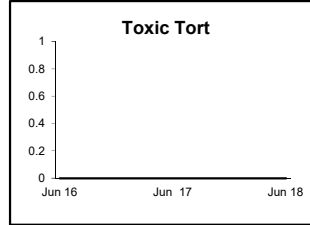
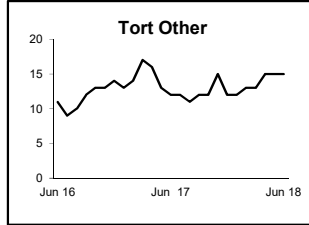
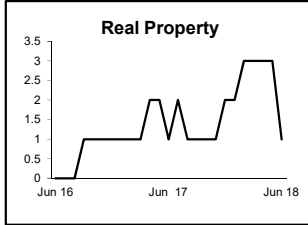
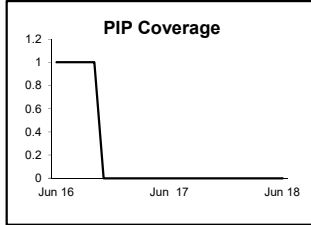
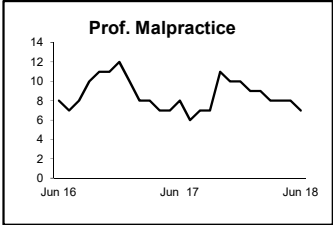
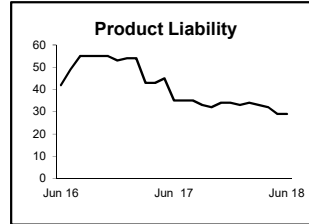
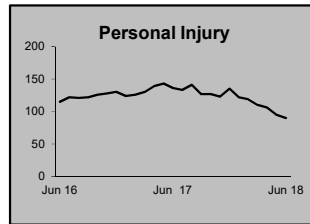
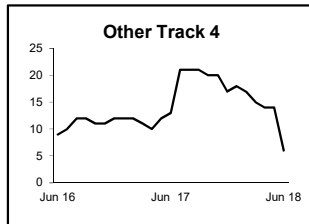
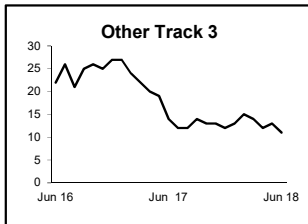
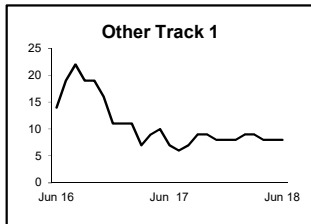
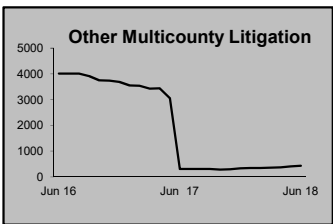
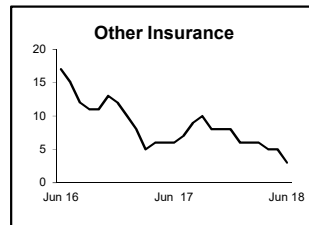
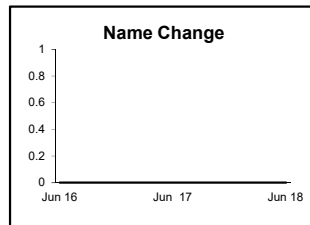
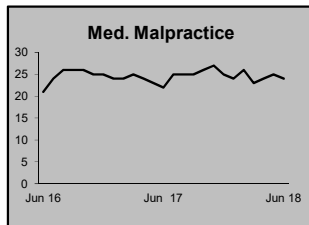
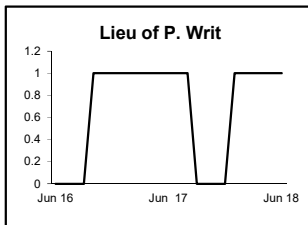
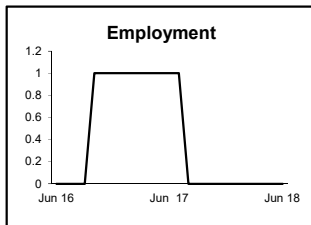
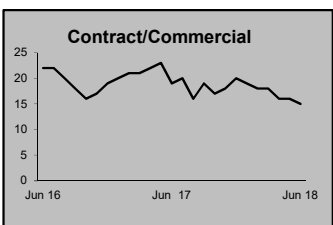
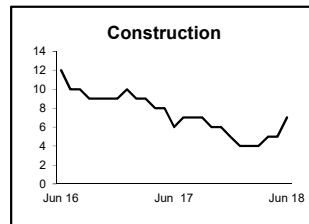
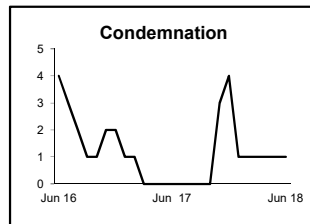
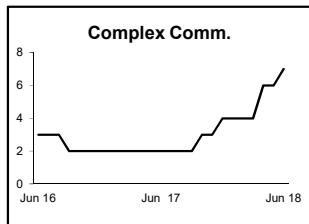
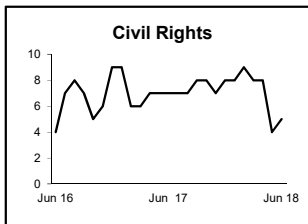
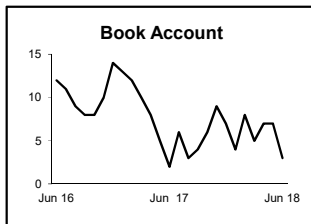
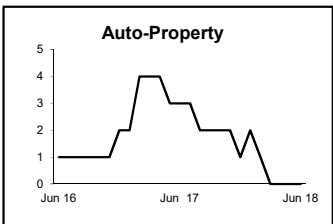
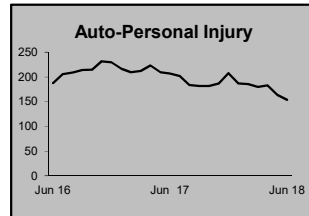
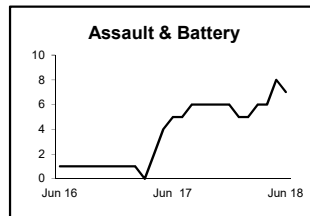
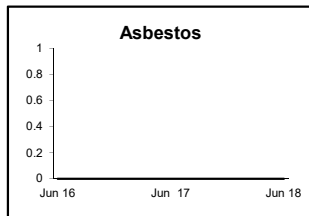
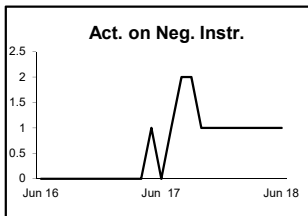
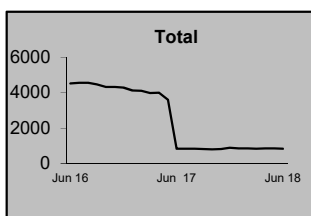
CIVIL RESOLUTION SUMMARY BY CASETYPE
JULY 2017 - JUNE 2018
ATLANTIC

	Trial			Summary					Total	Percent resolved by						Monthly Resolutions
	Jury	Nonjury	Total	Judgment	Settlement	Default Judgment	Dismiss	Other		Trial	Sum Jud	Settle	Default J	Dismiss	Other	
Act on Neg Inst	0	0	0	0	0	3	4	0	7	0%	0%	0%	43%	57%	0%	<p>The 'Monthly Resolutions' section contains three line charts. The top chart shows 'Trials' (squares) and 'Sum Jud' (diamonds) from 17/06 to 18/06. The middle chart shows 'Settlements' (squares) from 17/06 to 18/06. The bottom chart shows 'Def Judg' (squares) and 'Dismiss' (diamonds) from 17/06 to 18/06.</p>
Asbestos	0	0	0	0	0	0	0	0	0	0%	0%	0%	0%	0%	0%	
Assault & Bat	0	0	0	0	6	0	4	0	10	0%	0%	60%	0%	40%	0%	
Auto - Pers Inj	46	0	46	3	446	2	407	25	929	5%	0%	48%	0%	44%	3%	
Auto - Property	0	0	0	0	7	2	9	0	18	0%	0%	39%	11%	50%	0%	
Book Account	0	0	0	10	54	143	151	4	362	0%	3%	15%	40%	42%	1%	
Civil Rights	1	0	1	2	5	0	12	4	24	4%	8%	21%	0%	50%	17%	
Complex Commer	0	0	0	0	2	0	2	0	4	0%	0%	50%	0%	50%	0%	
Condemnation	0	0	0	0	5	2	0	2	9	0%	0%	56%	22%	0%	22%	
Construction	0	0	0	1	11	4	14	1	31	0%	3%	35%	13%	45%	3%	
Contract/Commer	0	2	2	14	55	76	141	13	301	1%	5%	18%	25%	47%	4%	
Employment	0	0	0	1	1	0	4	3	9	0%	11%	11%	0%	44%	33%	
Lieu of P. Writ	0	0	0	0	8	0	7	5	20	0%	0%	40%	0%	35%	25%	
Medical Malprac	3	0	3	0	15	0	12	2	32	9%	0%	47%	0%	38%	6%	
Name Change	0	0	0	0	0	0	4	100	104	0%	0%	0%	0%	4%	96%	
Other Insurance	0	0	0	2	17	5	9	5	38	0%	5%	45%	13%	24%	13%	
Other MCL	0	0	0	0	3	0	39	0	42	0%	0%	7%	0%	93%	0%	
Other Track 1	1	1	2	4	52	8	66	52	184	1%	2%	28%	4%	36%	28%	
Other Track 3	2	0	2	1	45	1	37	6	92	2%	1%	49%	1%	40%	7%	
Other Track 4	0	1	1	1	20	0	1	2	25	4%	4%	80%	0%	4%	8%	
Personal Injury	10	0	10	12	296	10	200	23	551	2%	2%	54%	2%	36%	4%	
Prod Liability	0	0	0	2	5	0	13	2	22	0%	9%	23%	0%	59%	9%	
Prof Malpractic	0	0	0	0	10	0	12	1	23	0%	0%	43%	0%	52%	4%	
PIP Coverage	0	0	0	0	2	0	4	0	6	0%	0%	33%	0%	67%	0%	
Real Property	0	0	0	0	4	2	7	1	14	0%	0%	29%	14%	50%	7%	
Tort Other	1	0	1	1	21	6	27	6	62	2%	2%	34%	10%	44%	10%	
Toxic Tort	0	0	0	0	1	0	0	0	1	0%	0%	100%	0%	0%	0%	
UM/UIM Bod Inj	4	0	4	0	53	1	36	0	94	4%	0%	56%	1%	38%	0%	
Total	68	4	72	54	1,144	265	1,222	257	3,014	2%	2%	38%	9%	41%	9%	

NOTE: Some Multicounty Litigation (MCL) cases were transferred in November 2014: Atlantic to Bergen = 8,935; Atlantic to Middlesex = 4,070.

CIVIL BACKLOG BY CASETYPE JUNE 2018 ATLANTIC

	Total Backlog	% chg
Jun 16	4,531	
Jun 17	846	-81%
Jun 18	843	0%



1) Casetypes with the state's largest backlogs are highlighted.

2) Some Multicounty Litigation (MCL) cases were transferred in November 2014: Atlantic to Bergen = 8,935; Atlantic to Middlesex = 4,070.

CIVIL CASELOAD SUMMARY BY CASETYPE
JULY 2017 - JUNE 2018
BERGEN

	Filings			Resolutions			Clearance		Backlog			Backlog Percent		Backlog Per 100 Monthly Filings		Active Pending		
	Jul 2016 to Jun 2017	Jul 2017 to Jun 2018	percent change	Jul 2016 to Jun 2017	Jul 2017 to Jun 2018	percent change	Jul 2017 - Jun 2018		Jun 2017	Jun 2018	percent change	Jun 2017	Jun 2018	Jun 2017	Jun 2018	Jun 2017	Jun 2018	percent change
	number	percent																
Act on Neg Inst	54	36	-33%	52	51	-2%	15	142%	0	0	0%	0%	0%	0	0	30	11	-63%
Asbestos	0	0	0%	0	0	0%	0	100%	0	0	0%	0%	0%	0	0	0	0	0%
Assault & Bat	20	19	-5%	24	18	-25%	-1	95%	2	2	0%	4%	7%	120	126	48	28	-42%
Auto - Pers Inj	2,808	2,816	0%	2,690	2,894	8%	78	103%	371	368	-1%	11%	11%	159	157	3,247	3,231	0%
Auto - Property	399	631	58%	338	636	88%	5	101%	5	8	60%	2%	3%	15	15	249	244	-2%
Book Account	1,241	1,087	-12%	1,067	1,282	20%	195	118%	4	4	0%	1%	1%	4	4	617	397	-36%
Civil Rights	20	25	25%	35	26	-26%	1	104%	0	2		0%	13%	0	96	23	15	-35%
Complex Comme	43	40	-7%	35	64	83%	24	160%	13	9	-31%	20%	19%	363	270	66	48	-27%
Condemnation	0	0	0%	0	0	0%	0	100%	0	0	0%	0%	0%	0	0	0	0	0%
Construction	59	52	-12%	56	64	14%	12	123%	7	5	-29%	13%	11%	142	115	56	44	-21%
Contract/Comme	1,148	1,253	9%	1,187	1,244	5%	-9	99%	27	34	26%	3%	4%	28	33	784	829	6%
Employment	31	33	6%	30	36	20%	3	109%	1	2	100%	3%	8%	39	73	29	26	-10%
Lieu of P. Writ	54	75	39%	58	72	24%	-3	96%	0	0	0%	0%	0%	0	0	46	52	13%
Medical Malprac	103	115	12%	109	114	5%	-1	99%	46	48	4%	25%	24%	536	501	186	197	6%
Name Change	328	378	15%	331	378	14%	0	100%	0	0	0%	0%	0%	0	0	0	0	0%
Other Insurance	123	112	-9%	102	111	9%	-1	99%	1	1	0%	2%	2%	10	11	63	54	-14%
Other MCL	603	396	-34%	458	1,755	283%	1359	443%	11,292	11,228	-1%	84%	93%	22,472	34,024	13,416	12,054	-10%
Other Track 1	458	457	0%	437	455	4%	-2	100%	1	12	>999%	1%	7%	3	32	183	168	-8%
Other Track 3	152	164	8%	165	173	5%	9	105%	8	12	50%	5%	8%	63	88	166	154	-7%
Other Track 4	21	21	0%	55	59	7%	38	281%	25	34	36%	27%	51%	1,429	1,943	93	67	-28%
Personal Injury	1,011	1,170	16%	1,139	1,119	-2%	-51	96%	237	185	-22%	17%	13%	281	190	1,366	1,441	5%
Prod Liability	89	732	722%	52	566	988%	-166	77%	6	3	-50%	6%	1%	81	5	94	256	172%
Prof Malpractic	52	65	25%	89	82	-8%	17	126%	16	22	38%	14%	19%	369	406	111	113	2%
PIP Coverage	35	38	9%	34	40	18%	2	105%	1	0	-100%	8%	0%	34	0	12	13	8%
Real Property	48	58	21%	57	45	-21%	-13	78%	0	0	0%	0%	0%	0	0	16	23	44%
Tort Other	231	228	-1%	245	213	-13%	-15	93%	10	10	0%	6%	5%	52	53	171	191	12%
Toxic Tort	2	0	-100%	3	4	33%	4	100%	0	1		0%	100%	0		4	1	-75%
UM/UIM Bod Inj	168	178	6%	163	217	33%	39	122%	28	11	-61%	14%	7%	200	74	194	160	-18%
Total	9,301	10,179	9%	9,011	11,718	30%	1539	115%	12,101	12,001	-1%	57%	61%	1,561	1,415	21,270	19,817	-7%

NOTE: Some Multicounty Litigation (MCL) cases were transferred in November 2014: Atlantic to Bergen = 8,935; Atlantic to Middlesex = 4,070.

CIVIL BACKLOG SUMMARY BY CASETYPE

JUNE 2018

BERGEN

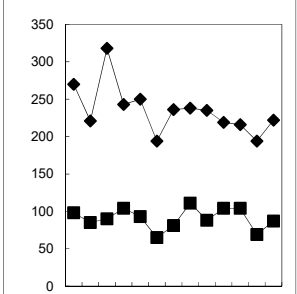
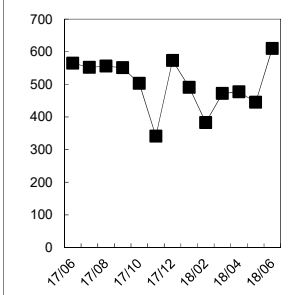
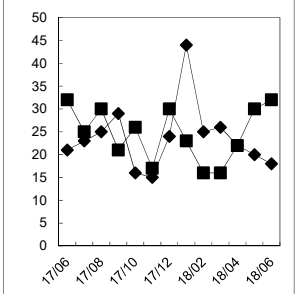
	Cases in Backlog															
	Track 1					Track 2				Track 3			Track 4			Total Backlog
	12 to 18 months	18 to 24 months	24 to 36 months	over 36 months	Total Track 1	18 to 24 months	24 to 36 months	over 36 months	Total Track 2	24 to 36 months	over 36 months	Total Track 3	24 to 36 months	over 36 months	Total Track 4	
Act on Neg Inst	0	0	0	0	0	0	0	0	0	0	0	0	0	0	0	0
Asbestos	0	0	0	0	0	0	0	0	0	0	0	0	0	0	0	0
Assault & Bat	0	0	0	0	0	0	0	0	0	2	0	2	0	0	0	2
Auto - Pers Inj	0	0	0	0	0	292	74	2	368	0	0	0	0	0	0	368
Auto - Property	0	0	0	0	0	8	0	0	8	0	0	0	0	0	0	8
Book Account	3	0	1	0	4	0	0	0	0	0	0	0	0	0	0	4
Civil Rights	0	0	0	0	0	0	0	0	0	2	0	2	0	0	0	2
Complex Comme	0	0	0	0	0	0	0	0	0	0	0	0	9	0	9	9
Condemnation	0	0	0	0	0	0	0	0	0	0	0	0	0	0	0	0
Construction	0	0	0	0	0	5	0	0	5	0	0	0	0	0	0	5
Contract/Comme	0	0	0	0	0	28	6	0	34	0	0	0	0	0	0	34
Employment	0	0	0	0	0	1	1	0	2	0	0	0	0	0	0	2
Lieu of P. Writ	0	0	0	0	0	0	0	0	0	0	0	0	0	0	0	0
Medical Malprac	0	0	0	0	0	0	0	0	0	41	7	48	0	0	0	48
Name Change	0	0	0	0	0	0	0	0	0	0	0	0	0	0	0	0
Other Insurance	1	0	0	0	1	0	0	0	0	0	0	0	0	0	0	1
Other MCL	0	0	0	0	0	0	0	0	0	0	0	0	1,347	9,881	11,228	11,228
Other Track 1	2	9	1	0	12	0	0	0	0	0	0	0	0	0	0	12
Other Track 3	0	0	0	0	0	0	0	0	0	12	0	12	0	0	0	12
Other Track 4	0	0	0	0	0	0	0	0	0	0	0	0	25	9	34	34
Personal Injury	0	0	0	0	0	136	47	2	185	0	0	0	0	0	0	185
Prod Liability	0	0	0	0	0	0	0	0	0	3	0	3	0	0	0	3
Prof Malpractic	0	0	0	0	0	0	0	0	0	17	5	22	0	0	0	22
PIP Coverage	0	0	0	0	0	0	0	0	0	0	0	0	0	0	0	0
Real Property	0	0	0	0	0	0	0	0	0	0	0	0	0	0	0	0
Tort Other	0	0	0	0	0	9	1	0	10	0	0	0	0	0	0	10
Toxic Tort	0	0	0	0	0	0	0	0	0	1	0	1	0	0	0	1
UM/UIIM Bod Inj	0	0	0	0	0	8	3	0	11	0	0	0	0	0	0	11
Total	6	9	2	0	17	487	132	4	623	78	12	90	1,381	9,890	11,271	12,001

NOTE: Some Multicounty Litigation (MCL) cases were transferred in November 2014: Atlantic to Bergen = 8,935; Atlantic to Middlesex = 4,070.

**CIVIL RESOLUTION SUMMARY BY CASETYPE
JULY 2017 - JUNE 2018
BERGEN**

	Trial			Summary					Total	Percent resolved by					
	Jury	Nonjury	Total	Judgment	Settlement	Default Judgment	Dismiss	Other		Trial	Sum Jud	Settle	Default J	Dismiss	Other
Act on Neg Inst	0	0	0	1	17	13	20	0	51	0%	2%	33%	25%	39%	0%
Asbestos	0	0	0	0	0	0	0	0	0	0%	0%	0%	0%	0%	0%
Assault & Bat	0	0	0	0	12	0	5	1	18	0%	0%	67%	0%	28%	6%
Auto - Pers Inj	56	7	63	21	2,018	53	686	53	2,894	2%	1%	70%	2%	24%	2%
Auto - Property	0	1	1	0	117	309	203	6	636	0%	0%	18%	49%	32%	1%
Book Account	1	2	3	25	408	327	515	4	1,282	0%	2%	32%	26%	40%	0%
Civil Rights	0	0	0	2	6	1	9	8	26	0%	8%	23%	4%	35%	31%
Complex Commer	0	2	2	2	39	0	14	7	64	3%	3%	61%	0%	22%	11%
Condemnation	0	0	0	0	0	0	0	0	0	0%	0%	0%	0%	0%	0%
Construction	0	1	1	1	36	4	21	1	64	2%	2%	56%	6%	33%	2%
Contract/Commer	9	12	21	16	459	195	514	39	1,244	2%	1%	37%	16%	41%	3%
Employment	0	1	1	1	22	0	5	7	36	3%	3%	61%	0%	14%	19%
Lieu of P. Writ	0	7	7	3	27	1	33	1	72	10%	4%	38%	1%	46%	1%
Medical Malprac	6	1	7	2	72	0	31	2	114	6%	2%	63%	0%	27%	2%
Name Change	0	0	0	0	0	0	313	65	378	0%	0%	0%	0%	83%	17%
Other Insurance	0	2	2	4	50	6	44	5	111	2%	4%	45%	5%	40%	5%
Other MCL	1	0	1	1	205	0	1,548	0	1,755	0%	0%	12%	0%	88%	0%
Other Track 1	1	0	1	3	175	32	239	5	455	0%	1%	38%	7%	53%	1%
Other Track 3	1	0	1	4	87	3	49	29	173	1%	2%	50%	2%	28%	17%
Other Track 4	0	1	1	0	49	1	7	1	59	2%	0%	83%	2%	12%	2%
Personal Injury	8	0	8	36	777	12	249	37	1,119	1%	3%	69%	1%	22%	3%
Prod Liability	2	0	2	0	28	0	28	508	566	0%	0%	5%	0%	5%	90%
Prof Malpractic	1	2	3	4	47	0	25	3	82	4%	5%	57%	0%	30%	4%
PIP Coverage	0	0	0	2	16	1	19	2	40	0%	5%	40%	3%	48%	5%
Real Property	0	0	0	0	20	2	19	4	45	0%	0%	44%	4%	42%	9%
Tort Other	3	1	4	6	105	10	80	8	213	2%	3%	49%	5%	38%	4%
Toxic Tort	0	0	0	0	3	0	1	0	4	0%	0%	75%	0%	25%	0%
UM/UM Bod Inj	2	0	2	4	133	34	39	5	217	1%	2%	61%	16%	18%	2%
Total	91	40	131	138	4,928	1,004	4,716	801	11,718	1%	1%	42%	9%	40%	7%

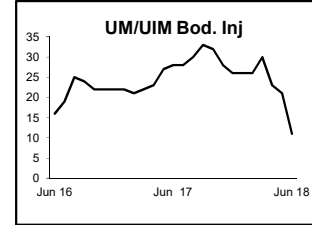
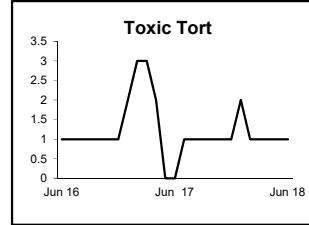
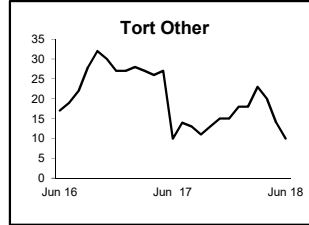
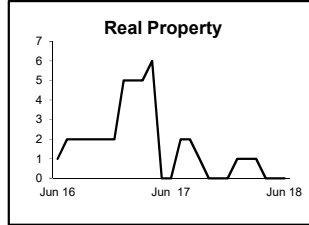
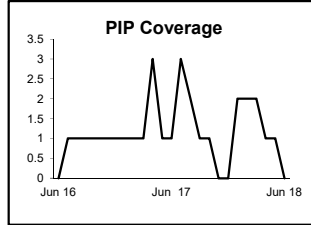
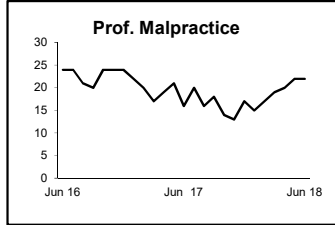
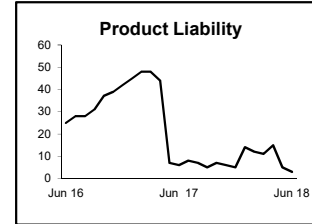
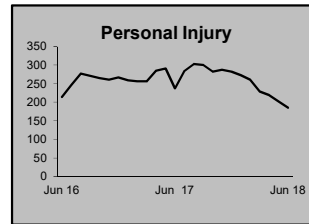
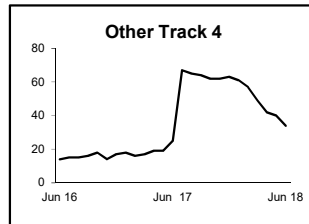
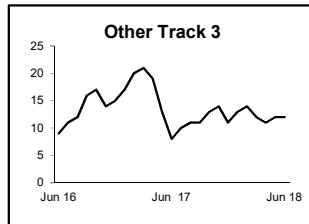
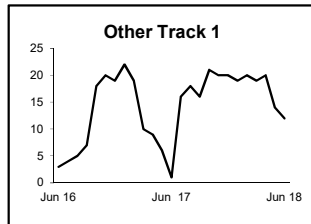
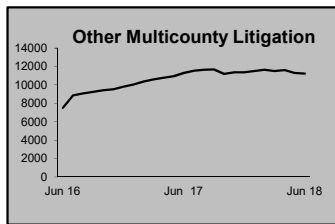
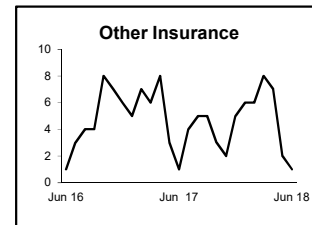
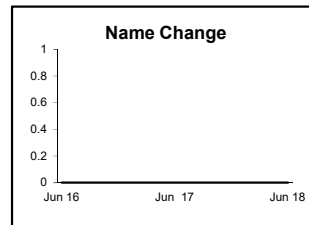
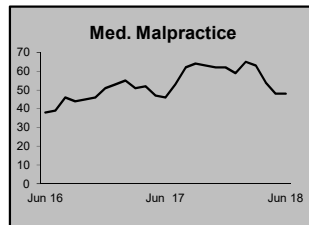
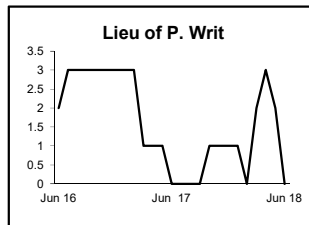
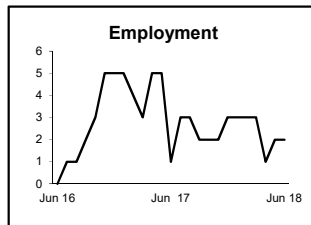
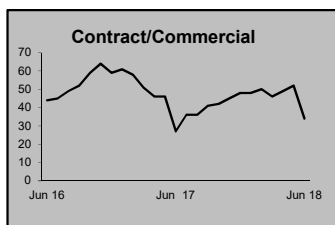
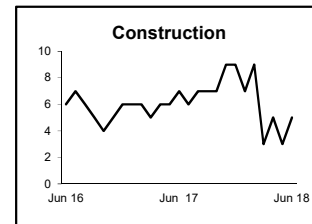
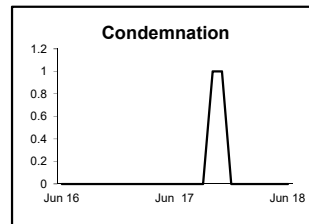
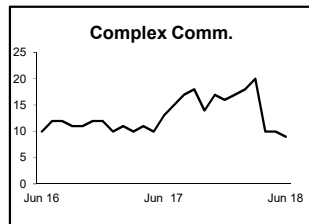
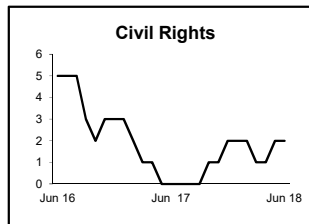
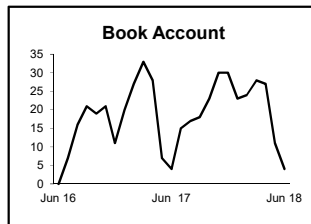
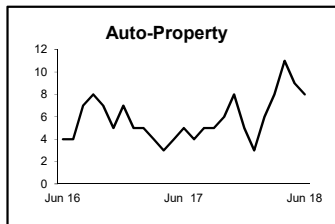
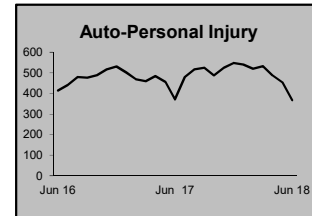
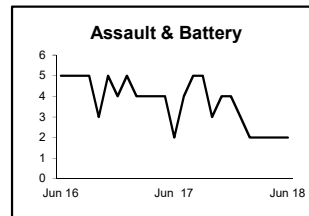
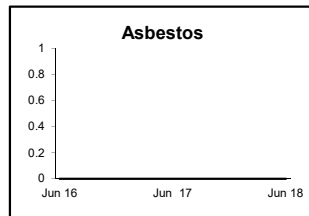
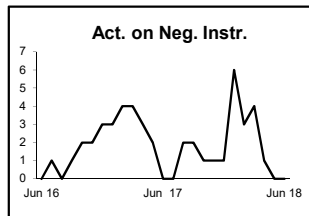
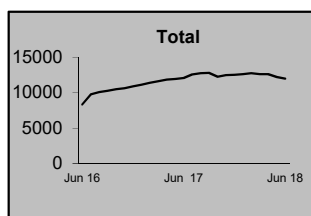
Monthly Resolutions



NOTE: Some Multicounty Litigation (MCL) cases were transferred in November 2014: Atlantic to Bergen = 8,935; Atlantic to Middlesex = 4,070.

**CIVIL BACKLOG BY CASETYPE
JUNE 2018
BERGEN**

	Total	Backlog	% chg
Jun 16		8,366	
Jun 17		12,101	45%
Jun 18		12,001	-1%



1) Casetypes with the state's largest backlogs are highlighted.

2) Some Multicounty Litigation (MCL) cases were transferred in November 2014: Atlantic to Bergen = 8,935; Atlantic to Middlesex = 4,070.

CIVIL CASELOAD SUMMARY BY CASETYPE
JULY 2017 - JUNE 2018
BURLINGTON

	Filings			Resolutions			Clearance		Backlog			Backlog Percent		Backlog Per 100 Monthly Filings		Active Pending		
	Jul 2016 to Jun 2017	Jul 2017 to Jun 2018	percent change	Jul 2016 to Jun 2017	Jul 2017 to Jun 2018	percent change	Jul 2017 - Jun 2018		Jun 2017	Jun 2018	percent change	Jun 2017	Jun 2018	Jun 2017	Jun 2018	Jun 2017	Jun 2018	percent change
	number	percent																
Act on Neg Inst	9	21	133%	11	6	-45%	-15	29%	0	0	0%	0%	0%	0	0	4	16	300%
Asbestos	0	0	0%	0	0	0%	0	100%	0	0	0%	0%	0%	0	0	0	0	0%
Assault & Bat	2	9	350%	10	8	-20%	-1	89%	0	0	0%	0%	0%	0	0	6	9	50%
Auto - Pers Inj	689	673	-2%	702	757	8%	84	112%	118	70	-41%	14%	9%	206	125	851	788	-7%
Auto - Property	21	26	24%	33	25	-24%	-1	96%	0	0	0%	0%	0%	0	0	17	18	6%
Book Account	486	357	-27%	409	403	-1%	46	113%	0	0	0%	0%	0%	0	0	216	145	-33%
Civil Rights	7	12	71%	7	7	0%	-5	58%	0	0	0%	0%	0%	0	0	8	12	50%
Complex Comme	12	13	8%	28	30	7%	17	231%	13	6	-54%	37%	26%	1,300	554	35	23	-34%
Condemnation	3	7	133%	11	6	-45%	-1	86%	0	0	0%	0%	0%	0	0	2	3	50%
Construction	23	25	9%	25	21	-16%	-4	84%	3	3	0%	16%	14%	157	144	19	22	16%
Contract/Comme	577	604	5%	591	658	11%	54	109%	22	19	-14%	5%	5%	46	38	417	400	-4%
Employment	19	12	-37%	16	10	-38%	-2	83%	0	0	0%	0%	0%	0	0	10	12	20%
Lieu of P. Writ	24	18	-25%	24	16	-33%	-2	89%	0	1		0%	6%	0	67	13	16	23%
Medical Malprac	39	40	3%	45	49	9%	9	123%	10	9	-10%	15%	14%	308	270	67	63	-6%
Name Change	144	168	17%	126	163	29%	-5	97%	0	0	0%	0%	0%	0	0	37	42	14%
Other Insurance	30	19	-37%	19	15	-21%	-4	79%	0	0	0%	0%	0%	0	0	18	9	-50%
Other MCL	0	0	0%	0	0	0%	0	100%	0	0	0%	0%	0%	0	0	0	0	0%
Other Track 1	264	173	-34%	261	179	-31%	6	103%	0	0	0%	0%	0%	0	0	85	64	-25%
Other Track 3	103	100	-3%	118	121	3%	21	121%	3	3	0%	3%	3%	35	36	109	88	-19%
Other Track 4	20	11	-45%	41	28	-32%	17	255%	8	12	50%	18%	34%	480	1,309	44	35	-20%
Personal Injury	392	368	-6%	381	447	17%	79	121%	81	41	-49%	16%	10%	248	134	503	403	-20%
Prod Liability	11	7	-36%	10	18	80%	11	257%	5	1	-80%	31%	9%	545	171	16	11	-31%
Prof Malpractic	29	33	14%	49	37	-24%	4	112%	8	6	-25%	17%	14%	331	218	47	44	-6%
PIP Coverage	10	12	20%	10	7	-30%	-5	58%	0	0	0%	0%	0%	0	0	3	8	167%
Real Property	16	22	38%	12	14	17%	-8	64%	0	0	0%	0%	0%	0	0	7	13	86%
Tort Other	68	65	-4%	62	70	13%	5	108%	4	2	-50%	7%	4%	71	37	58	46	-21%
Toxic Tort	0	0	0%	0	1		1	100%	0	0	0%	0%	0%	0	0	1	0	-100%
UM/UIM Bod Inj	43	60	40%	37	66	78%	6	110%	5	3	-40%	8%	5%	140	60	65	65	0%
Total	3,041	2,855	-6%	3,038	3,162	4%	307	111%	280	176	-37%	11%	7%	110	74	2,658	2,355	-11%

NOTE: Some Multicounty Litigation (MCL) cases were transferred in November 2014: Atlantic to Bergen = 8,935; Atlantic to Middlesex = 4,070.

CIVIL BACKLOG SUMMARY BY CASETYPE

JUNE 2018

BURLINGTON

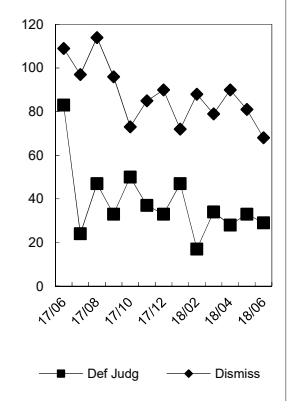
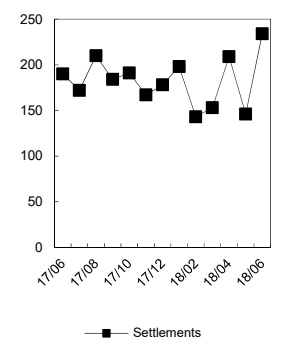
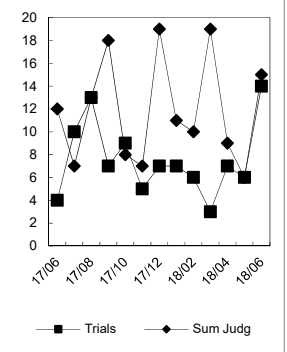
	Cases in Backlog															
	Track 1					Track 2				Track 3			Track 4			Total Backlog
	12 to 18 months	18 to 24 months	24 to 36 months	over 36 months	Total Track 1	18 to 24 months	24 to 36 months	over 36 months	Total Track 2	24 to 36 months	over 36 months	Total Track 3	24 to 36 months	over 36 months	Total Track 4	
Act on Neg Inst	0	0	0	0	0	0	0	0	0	0	0	0	0	0	0	0
Asbestos	0	0	0	0	0	0	0	0	0	0	0	0	0	0	0	0
Assault & Bat	0	0	0	0	0	0	0	0	0	0	0	0	0	0	0	0
Auto - Pers Inj	0	0	0	0	0	56	14	0	70	0	0	0	0	0	0	70
Auto - Property	0	0	0	0	0	0	0	0	0	0	0	0	0	0	0	0
Book Account	0	0	0	0	0	0	0	0	0	0	0	0	0	0	0	0
Civil Rights	0	0	0	0	0	0	0	0	0	0	0	0	0	0	0	0
Complex Comme	0	0	0	0	0	0	0	0	0	0	0	0	4	2	6	6
Condemnation	0	0	0	0	0	0	0	0	0	0	0	0	0	0	0	0
Construction	0	0	0	0	0	1	2	0	3	0	0	0	0	0	0	3
Contract/Comme	0	0	0	0	0	10	7	2	19	0	0	0	0	0	0	19
Employment	0	0	0	0	0	0	0	0	0	0	0	0	0	0	0	0
Lieu of P. Writ	0	0	0	0	0	0	0	0	0	0	0	0	1	0	1	1
Medical Malprac	0	0	0	0	0	0	0	0	0	7	2	9	0	0	0	9
Name Change	0	0	0	0	0	0	0	0	0	0	0	0	0	0	0	0
Other Insurance	0	0	0	0	0	0	0	0	0	0	0	0	0	0	0	0
Other MCL	0	0	0	0	0	0	0	0	0	0	0	0	0	0	0	0
Other Track 1	0	0	0	0	0	0	0	0	0	0	0	0	0	0	0	0
Other Track 3	0	0	0	0	0	0	0	0	0	2	1	3	0	0	0	3
Other Track 4	0	0	0	0	0	0	0	0	0	0	0	0	10	2	12	12
Personal Injury	0	0	0	0	0	32	9	0	41	0	0	0	0	0	0	41
Prod Liability	0	0	0	0	0	0	0	0	0	1	0	1	0	0	0	1
Prof Malpractic	0	0	0	0	0	0	0	0	0	4	2	6	0	0	0	6
PIP Coverage	0	0	0	0	0	0	0	0	0	0	0	0	0	0	0	0
Real Property	0	0	0	0	0	0	0	0	0	0	0	0	0	0	0	0
Tort Other	0	0	0	0	0	2	0	0	2	0	0	0	0	0	0	2
Toxic Tort	0	0	0	0	0	0	0	0	0	0	0	0	0	0	0	0
UM/UIM Bod Inj	0	0	0	0	0	2	1	0	3	0	0	0	0	0	0	3
Total	0	0	0	0	0	103	33	2	138	14	5	19	15	4	19	176

NOTE: Some Multicounty Litigation (MCL) cases were transferred in November 2014: Atlantic to Bergen = 8,935; Atlantic to Middlesex = 4,070.

CIVIL RESOLUTION SUMMARY BY CASETYPE
JULY 2017 - JUNE 2018
BURLINGTON

	Trial			Summary					Total	Percent resolved by					
	Jury	Nonjury	Total	Judgment	Settlement	Default Judgment	Dismiss	Other		Trial	Sum Jud	Settle	Default J	Dismiss	Other
Act on Neg Inst	0	0	0	1	2	3	0	0	6	0%	17%	33%	50%	0%	0%
Asbestos	0	0	0	0	0	0	0	0	0	0%	0%	0%	0%	0%	0%
Assault & Bat	0	0	0	1	2	0	5	0	8	0%	13%	25%	0%	63%	0%
Auto - Pers Inj	23	0	23	10	520	3	187	14	757	3%	1%	69%	0%	25%	2%
Auto - Property	0	0	0	0	12	5	6	2	25	0%	0%	48%	20%	24%	8%
Book Account	0	0	0	8	101	166	124	4	403	0%	2%	25%	41%	31%	1%
Civil Rights	0	0	0	0	3	0	1	3	7	0%	0%	43%	0%	14%	43%
Complex Commer	1	2	3	0	18	1	6	2	30	10%	0%	60%	3%	20%	7%
Condemnation	0	0	0	0	3	0	1	2	6	0%	0%	50%	0%	17%	33%
Construction	0	0	0	0	9	0	10	2	21	0%	0%	43%	0%	48%	10%
Contract/Commer	2	0	2	24	227	184	210	11	658	0%	4%	34%	28%	32%	2%
Employment	0	0	0	0	6	0	2	2	10	0%	0%	60%	0%	20%	20%
Lieu of P. Writ	0	0	0	1	7	0	4	4	16	0%	6%	44%	0%	25%	25%
Medical Malprac	2	1	3	1	31	0	12	2	49	6%	2%	63%	0%	24%	4%
Name Change	0	0	0	0	0	0	15	148	163	0%	0%	0%	0%	9%	91%
Other Insurance	0	0	0	0	5	4	5	1	15	0%	0%	33%	27%	33%	7%
Other MCL	0	0	0	0	0	0	0	0	0	0%	0%	0%	0%	0%	0%
Other Track 1	0	1	1	2	98	7	35	36	179	1%	1%	55%	4%	20%	20%
Other Track 3	2	0	2	4	64	2	24	25	121	2%	3%	53%	2%	20%	21%
Other Track 4	0	0	0	0	21	2	5	0	28	0%	0%	75%	7%	18%	0%
Personal Injury	6	0	6	11	309	4	94	23	447	1%	2%	69%	1%	21%	5%
Prod Liability	1	0	1	0	10	0	4	3	18	6%	0%	56%	0%	22%	17%
Prof Malpractic	0	0	0	2	22	4	6	3	37	0%	5%	59%	11%	16%	8%
PIP Coverage	0	0	0	0	4	0	3	0	7	0%	0%	57%	0%	43%	0%
Real Property	0	0	0	0	5	0	8	1	14	0%	0%	36%	0%	57%	7%
Tort Other	0	0	0	0	36	4	22	8	70	0%	0%	51%	6%	31%	11%
Toxic Tort	0	0	0	0	0	0	1	0	1	0%	0%	0%	0%	100%	0%
UM/UM Bod Inj	3	0	3	0	46	1	14	2	66	5%	0%	70%	2%	21%	3%
Total	40	4	44	65	1,561	390	804	298	3,162	1%	2%	49%	12%	25%	9%

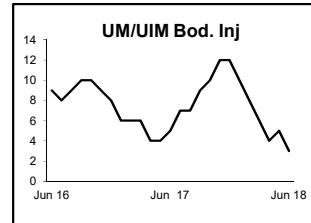
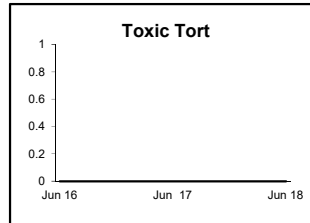
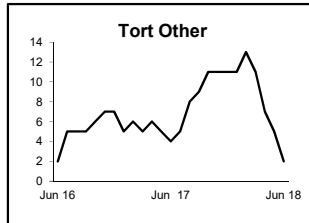
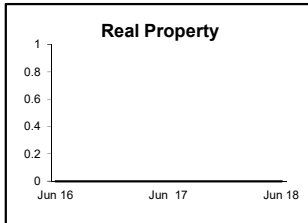
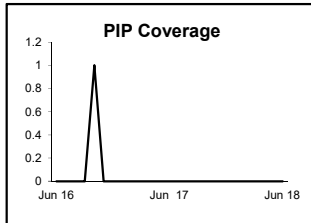
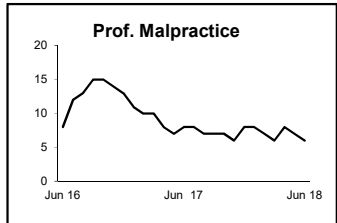
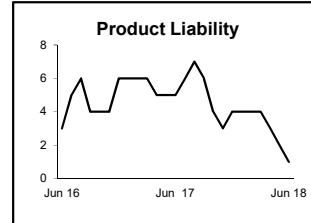
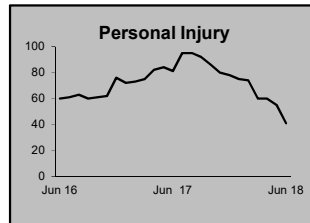
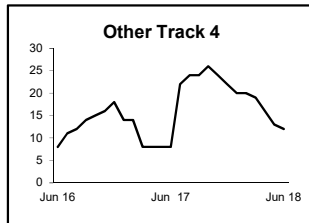
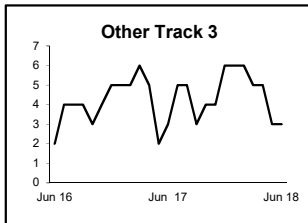
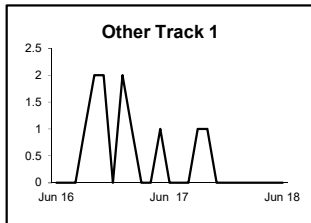
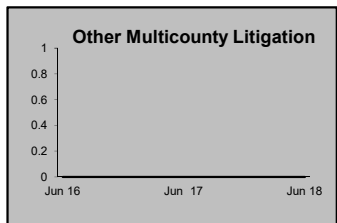
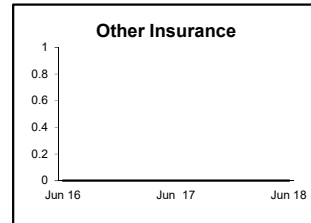
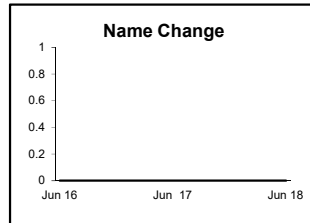
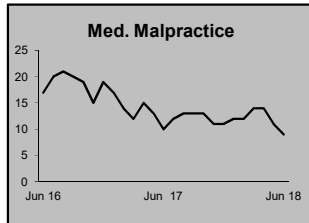
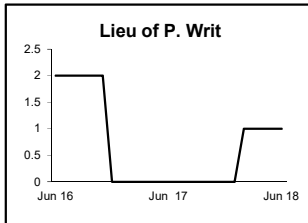
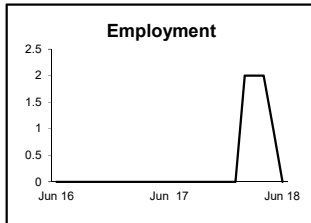
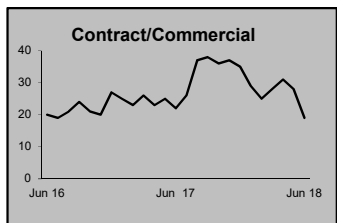
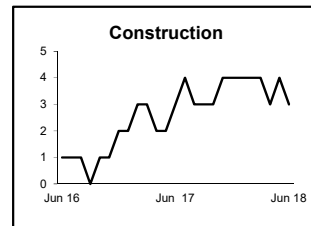
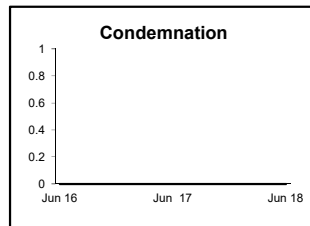
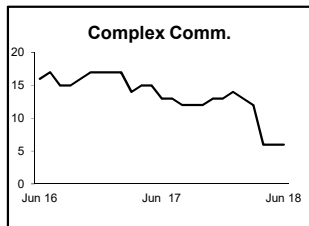
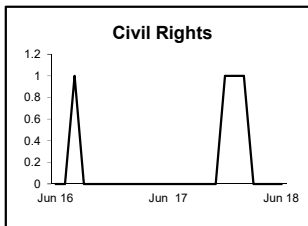
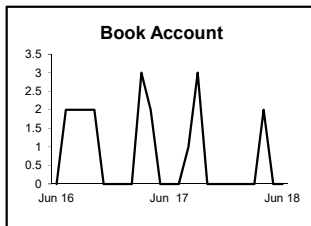
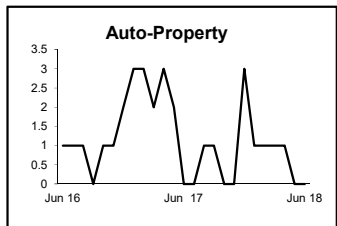
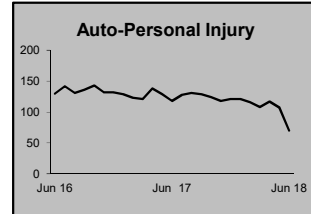
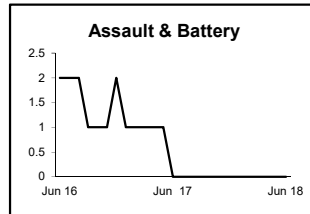
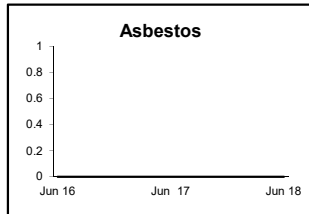

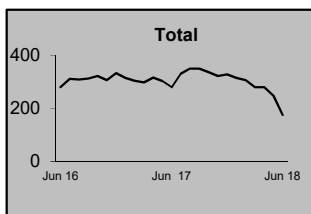
Monthly Resolutions



NOTE: Some Multicounty Litigation (MCL) cases were transferred in November 2014: Atlantic to Bergen = 8,935; Atlantic to Middlesex = 4,070.

**CIVIL BACKLOG BY CASETYPE
JUNE 2018
BURLINGTON**

	Total	Backlog	% chg
Jun 16		281	
Jun 17		280	0%
Jun 18		176	-37%



1) Casetypes with the state's largest backlogs are highlighted.

2) Some Multicounty Litigation (MCL) cases were transferred in November 2014: Atlantic to Bergen = 8,935; Atlantic to Middlesex = 4,070.

CIVIL CASELOAD SUMMARY BY CASETYPE
JULY 2017 - JUNE 2018
CAMDEN

	Filings			Resolutions			Clearance		Backlog			Backlog Percent		Backlog Per 100 Monthly Filings		Active Pending		
	Jul 2016 to Jun 2017	Jul 2017 to Jun 2018	percent change	Jul 2016 to Jun 2017	Jul 2017 to Jun 2018	percent change	Jul 2017 - Jun 2018		Jun 2017	Jun 2018	percent change	Jun 2017	Jun 2018	Jun 2017	Jun 2018	Jun 2017	Jun 2018	percent change
	number	percent																
Act on Neg Inst	7	23	229%	25	12	-52%	-11	52%	2	1	-50%	50%	7%	343	52	4	15	275%
Asbestos	0	0	0%	0	0	0%	0	100%	0	0	0%	0%	0%	0	0	0	0	0%
Assault & Bat	7	7	0%	5	9	80%	2	129%	0	1		0%	13%	0	171	9	8	-11%
Auto - Pers Inj	1,766	1,706	-3%	1,656	1,934	17%	228	113%	344	257	-25%	16%	13%	234	181	2,175	1,956	-10%
Auto - Property	42	38	-10%	34	49	44%	11	129%	4	1	-75%	11%	4%	114	32	37	26	-30%
Book Account	649	418	-36%	594	499	-16%	81	119%	3	11	267%	1%	5%	6	32	290	210	-28%
Civil Rights	33	23	-30%	44	31	-30%	8	135%	1	2	100%	4%	13%	36	104	26	16	-38%
Complex Comme	9	13	44%	13	19	46%	6	146%	10	8	-20%	48%	38%	1,333	738	21	21	0%
Condemnation	13	14	8%	13	12	-8%	-2	86%	3	1	-67%	23%	7%	277	86	13	15	15%
Construction	15	25	67%	19	14	-26%	-11	56%	4	2	-50%	25%	7%	320	96	16	28	75%
Contract/Comme	455	544	20%	491	514	5%	-30	94%	24	19	-21%	8%	5%	63	42	319	351	10%
Employment	14	16	14%	23	11	-52%	-5	69%	1	1	0%	9%	7%	86	75	11	15	36%
Lieu of P. Writ	10	16	60%	14	14	0%	-2	88%	0	1		0%	11%	0	75	8	9	13%
Medical Malprac	93	104	12%	98	94	-4%	-10	90%	42	42	0%	25%	23%	542	485	167	182	9%
Name Change	179	151	-16%	184	153	-17%	2	101%	0	0	0%	0%	0%	0	0	19	18	-5%
Other Insurance	52	45	-13%	61	42	-31%	-3	93%	8	9	13%	22%	26%	185	240	37	34	-8%
Other MCL	3	0	-100%	3	0	-100%	0	100%	0	0	0%	0%	0%	0	0	0	0	0%
Other Track 1	644	779	21%	622	828	33%	49	106%	10	12	20%	5%	7%	19	18	222	164	-26%
Other Track 3	157	125	-20%	144	141	-2%	16	113%	13	9	-31%	7%	5%	99	86	180	164	-9%
Other Track 4	8	5	-38%	23	11	-52%	6	220%	3	5	67%	14%	36%	450	1,200	21	14	-33%
Personal Injury	777	718	-8%	819	854	4%	136	119%	138	105	-24%	14%	13%	213	175	972	837	-14%
Prod Liability	29	27	-7%	26	23	-12%	-4	85%	2	11	450%	6%	27%	83	489	33	41	24%
Prof Malpractic	44	31	-30%	61	49	-20%	18	158%	14	7	-50%	20%	11%	382	271	70	62	-11%
PIP Coverage	21	22	5%	17	30	76%	8	136%	3	2	-33%	16%	18%	171	109	19	11	-42%
Real Property	26	24	-8%	17	28	65%	4	117%	2	1	-50%	10%	6%	92	50	20	16	-20%
Tort Other	109	114	5%	100	108	8%	-6	95%	9	9	0%	9%	9%	99	95	96	95	-1%
Toxic Tort	3	0	-100%	1	2	100%	2	100%	0	0	0%	0%	0%	0	0	2	0	-100%
UM/UIM Bod Inj	137	138	1%	160	150	-6%	12	109%	20	17	-15%	13%	11%	175	148	160	155	-3%
Total	5,302	5,126	-3%	5,267	5,631	7%	505	110%	660	534	-19%	13%	12%	149	125	4,947	4,463	-10%

NOTE: Some Multicounty Litigation (MCL) cases were transferred in November 2014: Atlantic to Bergen = 8,935; Atlantic to Middlesex = 4,070.

CIVIL BACKLOG SUMMARY BY CASETYPE

JUNE 2018

CAMDEN

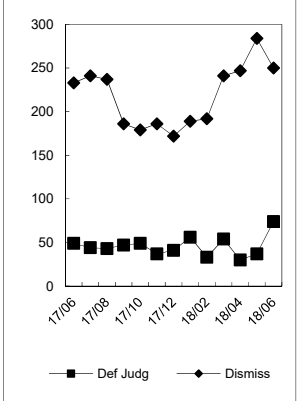
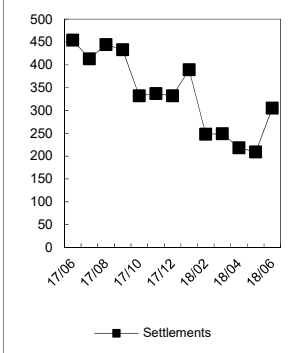
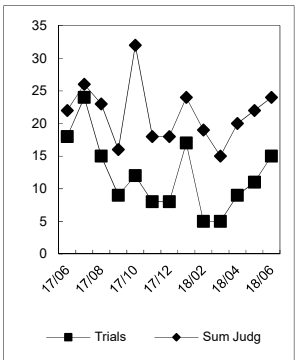
	Cases in Backlog															
	Track 1					Track 2				Track 3			Track 4			Total Backlog
	12 to 18 months	18 to 24 months	24 to 36 months	over 36 months	Total Track 1	18 to 24 months	24 to 36 months	over 36 months	Total Track 2	24 to 36 months	over 36 months	Total Track 3	24 to 36 months	over 36 months	Total Track 4	
Act on Neg Inst	0	0	1	0	1	0	0	0	0	0	0	0	0	0	0	1
Asbestos	0	0	0	0	0	0	0	0	0	0	0	0	0	0	0	0
Assault & Bat	0	0	0	0	0	0	0	0	0	1	0	1	0	0	0	1
Auto - Pers Inj	0	0	0	0	0	191	63	3	257	0	0	0	0	0	0	257
Auto - Property	0	0	0	0	0	1	0	0	1	0	0	0	0	0	0	1
Book Account	11	0	0	0	11	0	0	0	0	0	0	0	0	0	0	11
Civil Rights	0	0	0	0	0	0	0	0	0	2	0	2	0	0	0	2
Complex Comme	0	0	0	0	0	0	0	0	0	0	0	0	4	4	8	8
Condemnation	0	0	0	0	0	0	0	0	0	0	1	1	0	0	0	1
Construction	0	0	0	0	0	0	1	1	2	0	0	0	0	0	0	2
Contract/Comme	0	0	0	0	0	10	6	3	19	0	0	0	0	0	0	19
Employment	0	0	0	0	0	1	0	0	1	0	0	0	0	0	0	1
Lieu of P. Writ	0	0	0	0	0	0	0	0	0	0	0	0	1	0	1	1
Medical Malprac	0	0	0	0	0	0	0	0	0	27	15	42	0	0	0	42
Name Change	0	0	0	0	0	0	0	0	0	0	0	0	0	0	0	0
Other Insurance	7	1	1	0	9	0	0	0	0	0	0	0	0	0	0	9
Other MCL	0	0	0	0	0	0	0	0	0	0	0	0	0	0	0	0
Other Track 1	7	2	2	1	12	0	0	0	0	0	0	0	0	0	0	12
Other Track 3	0	0	0	0	0	0	0	0	0	8	1	9	0	0	0	9
Other Track 4	0	0	0	0	0	0	0	0	0	0	0	0	5	0	5	5
Personal Injury	0	0	0	0	0	64	35	5	104	1	0	1	0	0	0	105
Prod Liability	0	0	0	0	0	0	0	0	0	10	1	11	0	0	0	11
Prof Malpractic	0	0	0	0	0	0	0	0	0	6	1	7	0	0	0	7
PIP Coverage	1	1	0	0	2	0	0	0	0	0	0	0	0	0	0	2
Real Property	0	1	0	0	1	0	0	0	0	0	0	0	0	0	0	1
Tort Other	0	0	0	0	0	6	2	1	9	0	0	0	0	0	0	9
Toxic Tort	0	0	0	0	0	0	0	0	0	0	0	0	0	0	0	0
UM/UIM Bod Inj	0	0	0	0	0	13	4	0	17	0	0	0	0	0	0	17
Total	26	5	4	1	36	286	111	13	410	55	19	74	10	4	14	534

NOTE: Some Multicounty Litigation (MCL) cases were transferred in November 2014: Atlantic to Bergen = 8,935; Atlantic to Middlesex = 4,070.

**CIVIL RESOLUTION SUMMARY BY CASETYPE
JULY 2017 - JUNE 2018
CAMDEN**

	Trial			Summary					Total	Percent resolved by					
	Jury	Nonjury	Total	Judgment	Settlement	Default Judgment	Dismiss	Other		Trial	Sum Jud	Settle	Default J	Dismiss	Other
Act on Neg Inst	0	1	1	0	2	3	6	0	12	8%	0%	17%	25%	50%	0%
Asbestos	0	0	0	0	0	0	0	0	0	0%	0%	0%	0%	0%	0%
Assault & Bat	0	0	0	0	0	1	6	2	9	0%	0%	0%	11%	67%	22%
Auto - Pers Inj	67	2	69	4	718	7	1,084	52	1,934	4%	0%	37%	0%	56%	3%
Auto - Property	0	0	0	1	11	12	24	1	49	0%	2%	22%	24%	49%	2%
Book Account	0	3	3	17	76	185	211	7	499	1%	3%	15%	37%	42%	1%
Civil Rights	1	0	1	1	3	0	20	6	31	3%	3%	10%	0%	65%	19%
Complex Commer	0	0	0	0	8	0	8	3	19	0%	0%	42%	0%	42%	16%
Condemnation	2	0	2	1	1	0	4	4	12	17%	8%	8%	0%	33%	33%
Construction	1	0	1	0	3	1	9	0	14	7%	0%	21%	7%	64%	0%
Contract/Commer	2	1	3	15	102	123	250	21	514	1%	3%	20%	24%	49%	4%
Employment	0	0	0	0	3	0	5	3	11	0%	0%	27%	0%	45%	27%
Lieu of P. Writ	0	1	1	0	2	0	6	5	14	7%	0%	14%	0%	43%	36%
Medical Malprac	4	0	4	0	48	0	33	9	94	4%	0%	51%	0%	35%	10%
Name Change	0	0	0	0	0	0	7	146	153	0%	0%	0%	0%	5%	95%
Other Insurance	0	0	0	1	11	6	18	6	42	0%	2%	26%	14%	43%	14%
Other MCL	0	0	0	0	0	0	0	0	0	0%	0%	0%	0%	0%	0%
Other Track 1	3	1	4	4	126	5	181	508	828	0%	0%	15%	1%	22%	61%
Other Track 3	4	0	4	0	50	4	69	14	141	3%	0%	35%	3%	49%	10%
Other Track 4	0	0	0	0	4	2	5	0	11	0%	0%	36%	18%	45%	0%
Personal Injury	9	2	11	8	339	10	424	62	854	1%	1%	40%	1%	50%	7%
Prod Liability	0	0	0	0	8	0	11	4	23	0%	0%	35%	0%	48%	17%
Prof Malpractic	4	0	4	0	22	1	21	1	49	8%	0%	45%	2%	43%	2%
PIP Coverage	0	0	0	1	3	1	23	2	30	0%	3%	10%	3%	77%	7%
Real Property	0	1	1	0	6	2	18	1	28	4%	0%	21%	7%	64%	4%
Tort Other	1	0	1	0	28	7	60	12	108	1%	0%	26%	6%	56%	11%
Toxic Tort	0	0	0	0	1	0	0	1	2	0%	0%	50%	0%	0%	50%
UM/UM Bod Inj	12	0	12	0	55	1	78	4	150	8%	0%	37%	1%	52%	3%
Total	110	12	122	53	1,630	371	2,581	874	5,631	2%	1%	29%	7%	46%	16%

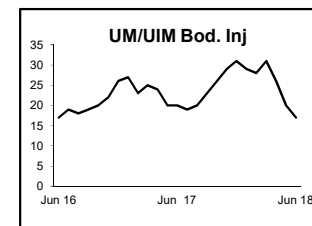
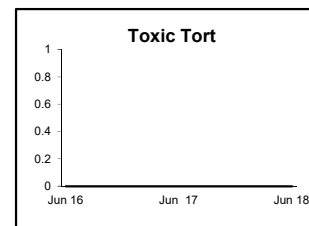
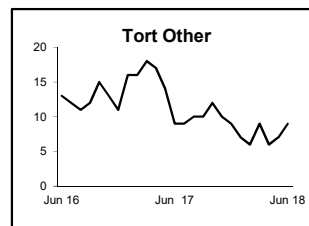
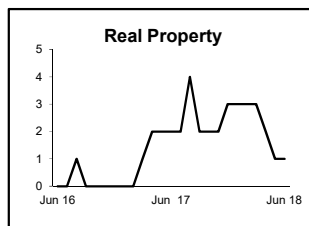
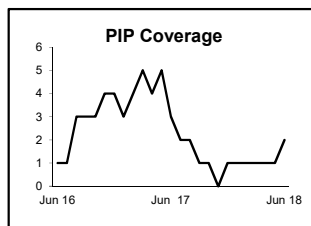
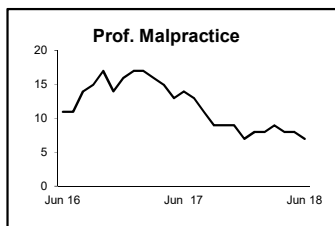
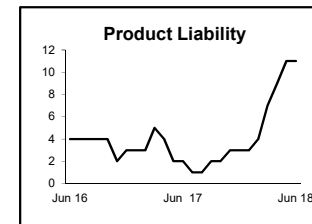
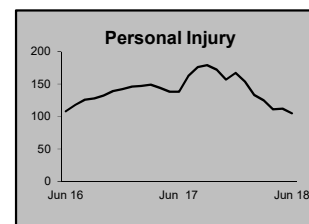
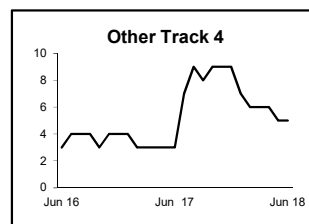
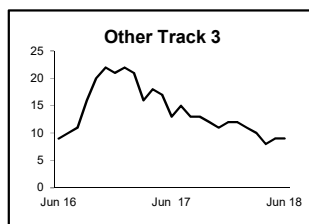
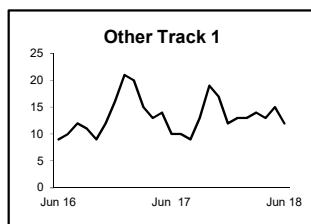
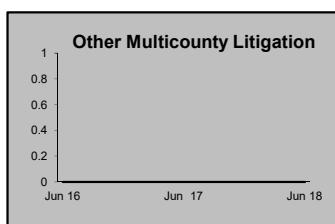
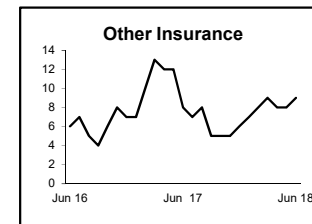
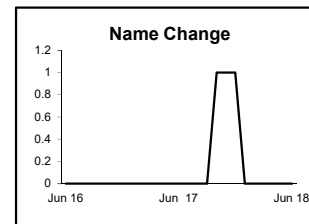
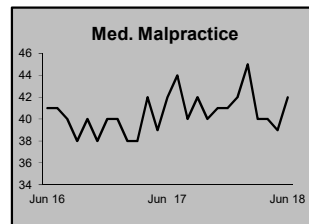
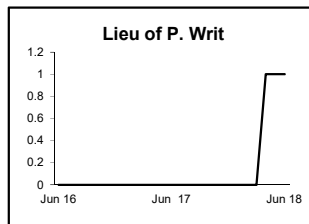
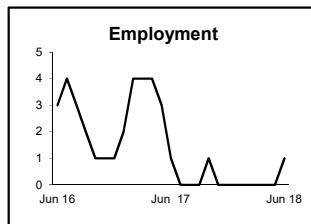
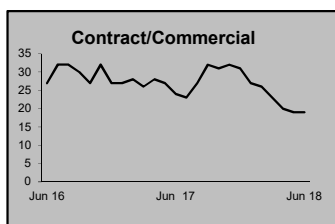
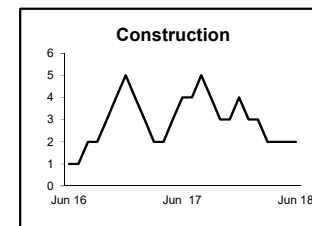
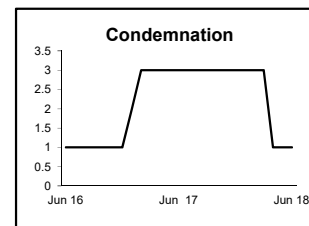
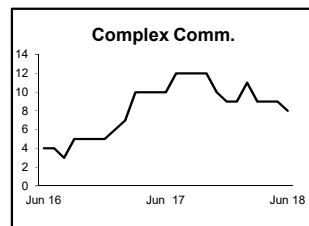
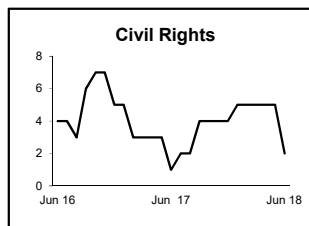
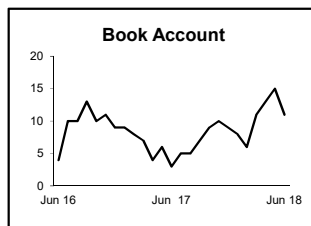
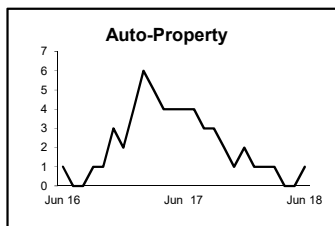
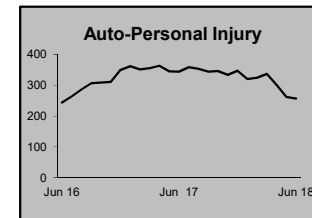
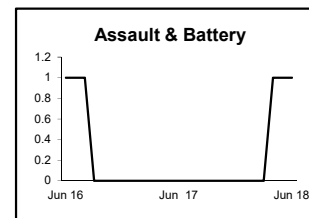
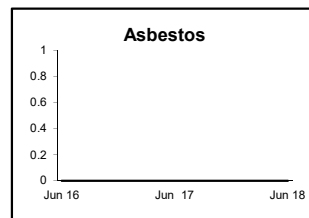
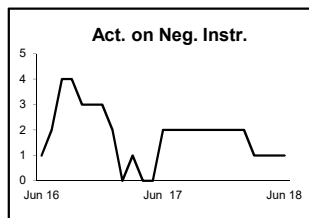
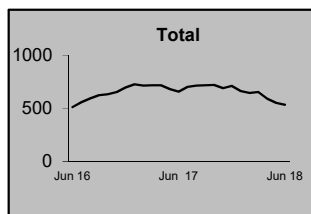
Monthly Resolutions



NOTE: Some Multicounty Litigation (MCL) cases were transferred in November 2014: Atlantic to Bergen = 8,935; Atlantic to Middlesex = 4,070.

CIVIL BACKLOG BY CASETYPE JUNE 2018 CAMDEN

	Total Backlog	% chg
Jun 16	513	
Jun 17	660	29%
Jun 18	534	-19%



1) Casetypes with the state's largest backlogs are highlighted.

2) Some Multicounty Litigation (MCL) cases were transferred in November 2014: Atlantic to Bergen = 8,935; Atlantic to Middlesex = 4,070.

CIVIL CASELOAD SUMMARY BY CASETYPE
JULY 2017 - JUNE 2018
CAPE MAY

	Filings			Resolutions			Clearance		Backlog			Backlog Percent		Backlog Per 100 Monthly Filings		Active Pending		
	Jul 2016 to Jun 2017	Jul 2017 to Jun 2018	percent change	Jul 2016 to Jun 2017	Jul 2017 to Jun 2018	percent change	Jul 2017 - Jun 2018		Jun 2017	Jun 2018	percent change	Jun 2017	Jun 2018	Jun 2017	Jun 2018	Jun 2017	Jun 2018	percent change
	number	percent																
Act on Neg Inst	2	1	-50%	1	1	0%	0	100%	0	0	0%	0%	0%	0	0	1	0	-100%
Asbestos	0	0	0%	0	0	0%	0	100%	0	0	0%	0%	0%	0	0	0	0	0%
Assault & Bat	0	3		3	3	0%	0	100%	0	0	0%	0%	0%	0	0	2	2	0%
Auto - Pers Inj	95	86	-9%	83	102	23%	16	119%	20	23	15%	17%	23%	253	321	116	100	-14%
Auto - Property	3	4	33%	6	4	-33%	0	100%	1	0	-100%	50%	0%	400	0	2	2	0%
Book Account	75	78	4%	74	71	-4%	-7	91%	1	3	200%	3%	8%	16	46	33	38	15%
Civil Rights	3	4	33%	7	7	0%	3	175%	2	3	50%	22%	50%	800	900	9	6	-33%
Complex Comme	1	2	100%	1	0	-100%	-2	0%	0	1		0%	33%	0	600	1	3	200%
Condemnation	1	1	0%	2	0	-100%	-1	0%	0	0	0%	0%	0%	0	0	1	2	100%
Construction	16	15	-6%	9	12	33%	-3	80%	3	2	-33%	21%	12%	225	160	14	17	21%
Contract/Comme	79	95	20%	77	79	3%	-16	83%	9	10	11%	15%	12%	137	126	62	81	31%
Employment	1	4	300%	0	2		-2	50%	0	0	0%	0%	0%	0	0	2	4	100%
Lieu of P. Writ	14	10	-29%	18	15	-17%	5	150%	3	0	-100%	20%	0%	257	0	15	11	-27%
Medical Malprac	12	9	-25%	7	14	100%	5	156%	5	3	-40%	28%	23%	500	400	18	13	-28%
Name Change	31	25	-19%	33	24	-27%	-1	96%	0	0	0%	0%	0%	0	0	2	3	50%
Other Insurance	12	11	-8%	9	15	67%	4	136%	5	1	-80%	42%	14%	500	109	12	7	-42%
Other MCL	0	0	0%	0	0	0%	0	100%	0	0	0%	0%	0%	0	0	0	0	0%
Other Track 1	51	57	12%	58	52	-10%	-5	91%	3	0	-100%	12%	0%	71	0	26	28	8%
Other Track 3	23	20	-13%	21	24	14%	4	120%	10	9	-10%	26%	26%	522	540	38	34	-11%
Other Track 4	3	1	-67%	6	9	50%	8	900%	1	5	400%	7%	71%	400	6,000	15	7	-53%
Personal Injury	93	114	23%	85	98	15%	-16	86%	14	16	14%	11%	11%	181	168	125	141	13%
Prod Liability	1	2	100%	3	2	-33%	0	100%	0	3		0%	60%	0	1,800	5	5	0%
Prof Malpractic	8	4	-50%	11	4	-64%	0	100%	0	3		0%	25%	0	900	11	12	9%
PIP Coverage	3	2	-33%	2	2	0%	0	100%	0	0	0%	0%	0%	0	0	1	1	0%
Real Property	11	11	0%	11	11	0%	0	100%	2	1	-50%	29%	14%	218	109	7	7	0%
Tort Other	24	14	-42%	25	23	-8%	9	164%	4	4	0%	15%	21%	200	343	27	19	-30%
Toxic Tort	0	0	0%	0	0	0%	0	100%	0	0	0%	0%	0%	0	0	0	0	0%
UM/UIM Bod Inj	7	8	14%	7	9	29%	1	113%	3	1	-67%	30%	10%	514	150	10	10	0%
Total	569	581	2%	559	583	4%	2	100%	86	88	2%	15%	16%	181	182	555	553	0%

NOTE: Some Multicounty Litigation (MCL) cases were transferred in November 2014: Atlantic to Bergen = 8,935; Atlantic to Middlesex = 4,070.

CIVIL BACKLOG SUMMARY BY CASETYPE

JUNE 2018

CAPE MAY

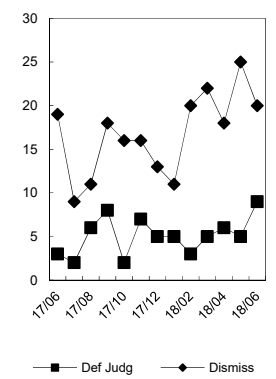
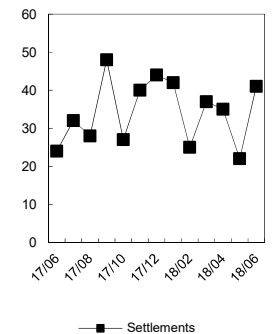
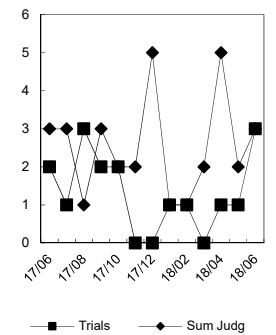
	Cases in Backlog															
	Track 1					Track 2				Track 3			Track 4			Total Backlog
	12 to 18 months	18 to 24 months	24 to 36 months	over 36 months	Total Track 1	18 to 24 months	24 to 36 months	over 36 months	Total Track 2	24 to 36 months	over 36 months	Total Track 3	24 to 36 months	over 36 months	Total Track 4	
Act on Neg Inst	0	0	0	0	0	0	0	0	0	0	0	0	0	0	0	0
Asbestos	0	0	0	0	0	0	0	0	0	0	0	0	0	0	0	0
Assault & Bat	0	0	0	0	0	0	0	0	0	0	0	0	0	0	0	0
Auto - Pers Inj	0	0	0	0	0	16	7	0	23	0	0	0	0	0	0	23
Auto - Property	0	0	0	0	0	0	0	0	0	0	0	0	0	0	0	0
Book Account	2	1	0	0	3	0	0	0	0	0	0	0	0	0	0	3
Civil Rights	0	0	0	0	0	0	0	0	0	2	1	3	0	0	0	3
Complex Comme	0	0	0	0	0	0	0	0	0	0	0	0	1	0	1	1
Condemnation	0	0	0	0	0	0	0	0	0	0	0	0	0	0	0	0
Construction	0	0	0	0	0	1	0	1	2	0	0	0	0	0	0	2
Contract/Comme	0	0	0	0	0	5	4	1	10	0	0	0	0	0	0	10
Employment	0	0	0	0	0	0	0	0	0	0	0	0	0	0	0	0
Lieu of P. Writ	0	0	0	0	0	0	0	0	0	0	0	0	0	0	0	0
Medical Malprac	0	0	0	0	0	0	0	0	0	1	2	3	0	0	0	3
Name Change	0	0	0	0	0	0	0	0	0	0	0	0	0	0	0	0
Other Insurance	1	0	0	0	1	0	0	0	0	0	0	0	0	0	0	1
Other MCL	0	0	0	0	0	0	0	0	0	0	0	0	0	0	0	0
Other Track 1	0	0	0	0	0	0	0	0	0	0	0	0	0	0	0	0
Other Track 3	0	0	0	0	0	0	0	0	0	4	5	9	0	0	0	9
Other Track 4	0	0	0	0	0	0	0	0	0	0	0	0	5	0	5	5
Personal Injury	0	0	0	0	0	8	5	3	16	0	0	0	0	0	0	16
Prod Liability	0	0	0	0	0	0	0	0	0	3	0	3	0	0	0	3
Prof Malpractic	0	0	0	0	0	0	0	0	0	3	0	3	0	0	0	3
PIP Coverage	0	0	0	0	0	0	0	0	0	0	0	0	0	0	0	0
Real Property	1	0	0	0	1	0	0	0	0	0	0	0	0	0	0	1
Tort Other	0	0	0	0	0	2	1	1	4	0	0	0	0	0	0	4
Toxic Tort	0	0	0	0	0	0	0	0	0	0	0	0	0	0	0	0
UM/UIM Bod Inj	0	0	0	0	0	1	0	0	1	0	0	0	0	0	0	1
Total	4	1	0	0	5	33	17	6	56	13	8	21	6	0	6	88

NOTE: Some Multicounty Litigation (MCL) cases were transferred in November 2014: Atlantic to Bergen = 8,935; Atlantic to Middlesex = 4,070.

CIVIL RESOLUTION SUMMARY BY CASETYPE
JULY 2017 - JUNE 2018
CAPE MAY

	Trial			Summary					Total	Percent resolved by					
	Jury	Nonjury	Total	Judgment	Settlement	Default Judgment	Dismiss	Other		Trial	Sum Jud	Settle	Default J	Dismiss	Other
Act on Neg Inst	0	0	0	0	1	0	0	0	1	0%	0%	100%	0%	0%	0%
Asbestos	0	0	0	0	0	0	0	0	0	0%	0%	0%	0%	0%	0%
Assault & Bat	0	0	0	0	2	0	1	0	3	0%	0%	67%	0%	33%	0%
Auto - Pers Inj	1	1	2	0	37	0	54	9	102	2%	0%	36%	0%	53%	9%
Auto - Property	0	0	0	0	1	0	3	0	4	0%	0%	25%	0%	75%	0%
Book Account	0	0	0	1	14	21	33	2	71	0%	1%	20%	30%	46%	3%
Civil Rights	0	0	0	0	2	0	4	1	7	0%	0%	29%	0%	57%	14%
Complex Commer	0	0	0	0	0	0	0	0	0	0%	0%	0%	0%	0%	0%
Condemnation	0	0	0	0	0	0	0	0	0	0%	0%	0%	0%	0%	0%
Construction	1	0	1	0	7	1	3	0	12	8%	0%	58%	8%	25%	0%
Contract/Commer	0	1	1	3	18	19	33	5	79	1%	4%	23%	24%	42%	6%
Employment	0	0	0	0	0	0	2	0	2	0%	0%	0%	0%	100%	0%
Lieu of P. Writ	0	1	1	0	4	0	4	6	15	7%	0%	27%	0%	27%	40%
Medical Malprac	0	0	0	0	3	0	9	2	14	0%	0%	21%	0%	64%	14%
Name Change	0	0	0	0	0	0	0	24	24	0%	0%	0%	0%	0%	100%
Other Insurance	0	0	0	1	3	3	6	2	15	0%	7%	20%	20%	40%	13%
Other MCL	0	0	0	0	0	0	0	0	0	0%	0%	0%	0%	0%	0%
Other Track 1	0	1	1	1	16	3	17	14	52	2%	2%	31%	6%	33%	27%
Other Track 3	1	1	2	0	7	0	13	2	24	8%	0%	29%	0%	54%	8%
Other Track 4	0	0	0	0	8	0	1	0	9	0%	0%	89%	0%	11%	0%
Personal Injury	0	0	0	0	38	1	55	4	98	0%	0%	39%	1%	56%	4%
Prod Liability	0	0	0	0	1	0	1	0	2	0%	0%	50%	0%	50%	0%
Prof Malpractic	0	0	0	0	2	0	2	0	4	0%	0%	50%	0%	50%	0%
PIP Coverage	0	0	0	0	0	0	2	0	2	0%	0%	0%	0%	100%	0%
Real Property	0	1	1	0	2	1	5	2	11	9%	0%	18%	9%	45%	18%
Tort Other	0	0	0	0	9	1	11	2	23	0%	0%	39%	4%	48%	9%
Toxic Tort	0	0	0	0	0	0	0	0	0	0%	0%	0%	0%	0%	0%
UM/UM Bod Inj	1	0	1	0	3	0	5	0	9	11%	0%	33%	0%	56%	0%
Total	4	6	10	6	178	50	264	75	583	2%	1%	31%	9%	45%	13%

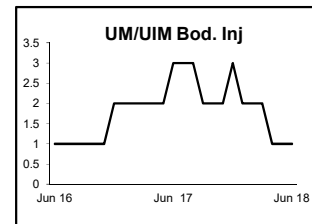
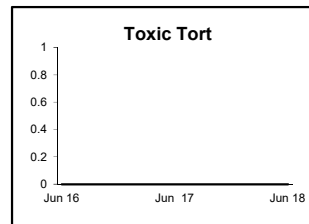
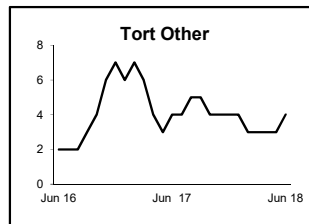
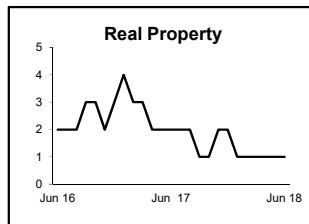
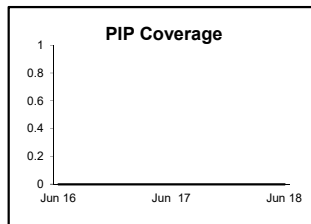
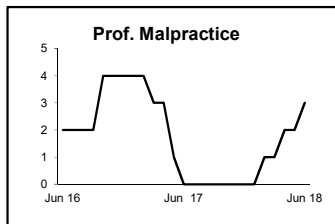
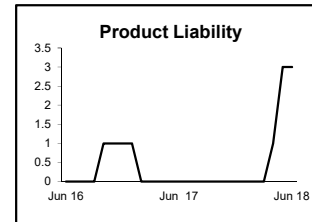
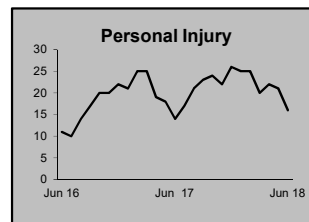
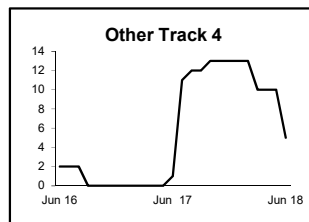
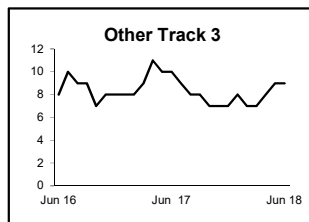
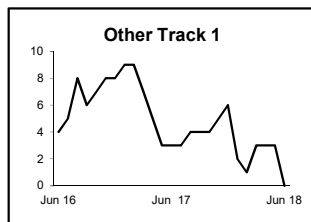
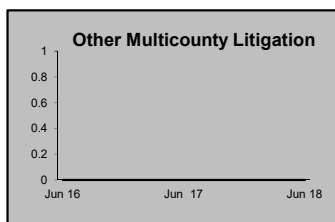
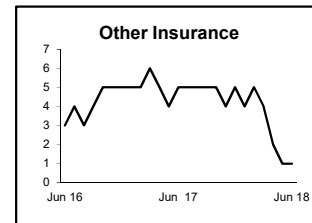
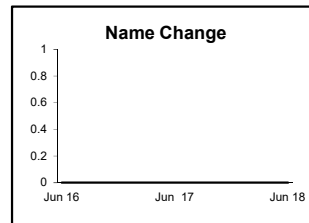
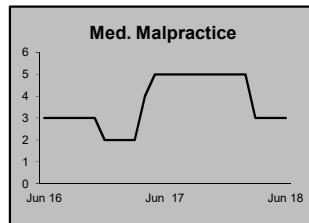
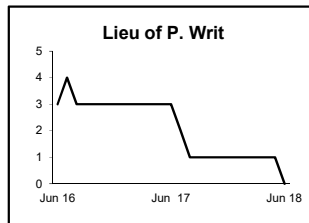
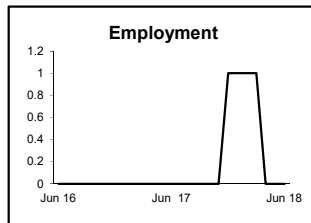
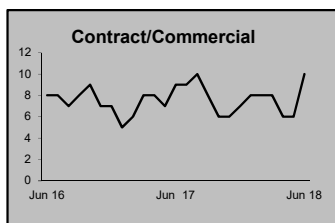
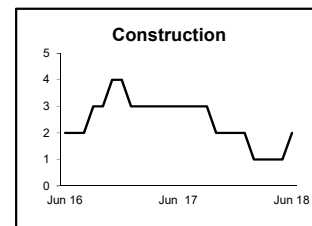
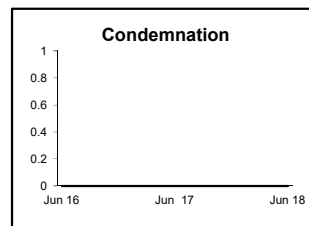
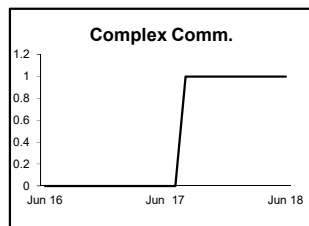
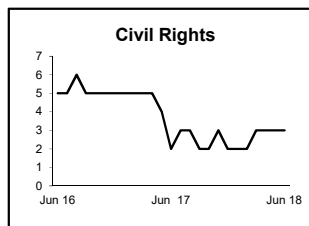
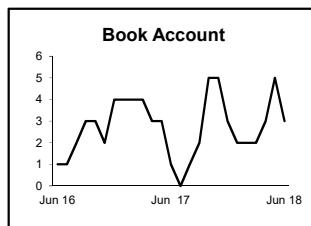
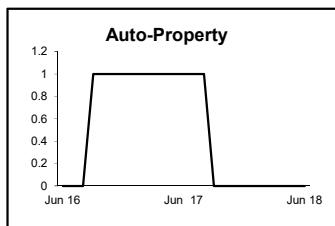
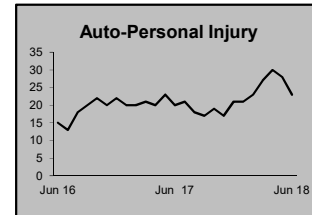
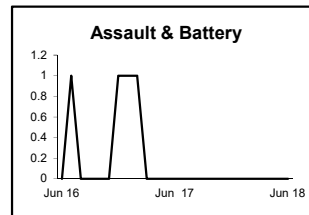
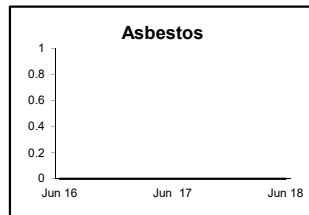
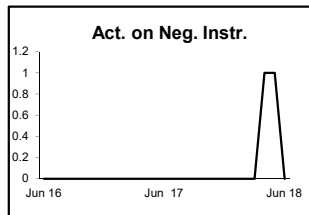
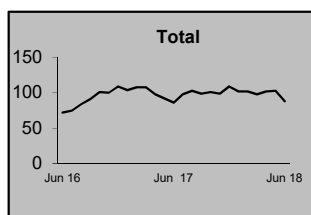
Monthly Resolutions



NOTE: Some Multicounty Litigation (MCL) cases were transferred in November 2014: Atlantic to Bergen = 8,935; Atlantic to Middlesex = 4,070.

CIVIL BACKLOG BY CASETYPE JUNE 2018 CAPE MAY

	Total Backlog	% chg
Jun 16	72	
Jun 17	86	19%
Jun 18	88	2%



1) Casetypes with the state's largest backlogs are highlighted.

2) Some Multicounty Litigation (MCL) cases were transferred in November 2014: Atlantic to Bergen = 8,935; Atlantic to Middlesex = 4,070.

CIVIL CASELOAD SUMMARY BY CASETYPE
JULY 2017 - JUNE 2018
CUMBERLAND

	Filings			Resolutions			Clearance		Backlog			Backlog Percent		Backlog Per 100 Monthly Filings		Active Pending		
	Jul 2016 to Jun 2017	Jul 2017 to Jun 2018	percent change	Jul 2016 to Jun 2017	Jul 2017 to Jun 2018	percent change	Jul 2017 - Jun 2018		Jun 2017	Jun 2018	percent change	Jun 2017	Jun 2018	Jun 2017	Jun 2018	Jun 2017	Jun 2018	percent change
							number	percent										
Act on Neg Inst	2	1	-50%	5	1	-80%	0	100%	0	0	0%	0%	0%	0	0	0	0	0%
Asbestos	0	0	0%	0	0	0%	0	100%	0	0	0%	0%	0%	0	0	0	0	0%
Assault & Bat	4	1	-75%	2	3	50%	2	300%	0	0	0%	0%	0%	0	0	4	2	-50%
Auto - Pers Inj	267	272	2%	306	303	-1%	31	111%	72	61	-15%	20%	18%	324	269	363	334	-8%
Auto - Property	6	8	33%	7	6	-14%	-2	75%	0	0	0%	0%	0%	0	0	5	7	40%
Book Account	109	109	0%	91	108	19%	-1	99%	2	4	100%	4%	7%	22	44	57	57	0%
Civil Rights	12	16	33%	10	15	50%	-1	94%	4	2	-50%	33%	14%	400	150	12	14	17%
Complex Comme	0	0	0%	1	3	200%	3	100%	2	1	-50%	50%	50%			4	2	-50%
Condemnation	0	1		1	0	-100%	-1	0%	0	0	0%	0%	0%	0	0	0	1	
Construction	4	4	0%	8	1	-88%	-3	25%	0	1		0%	20%	0	300	2	5	150%
Contract/Comme	93	87	-6%	77	101	31%	14	116%	7	3	-57%	9%	5%	90	41	78	65	-17%
Employment	6	2	-67%	5	7	40%	5	350%	2	1	-50%	29%	50%	400	600	7	2	-71%
Lieu of P. Writ	8	4	-50%	11	4	-64%	0	100%	0	1		0%	50%	0	300	2	2	0%
Medical Malprac	11	16	45%	21	21	0%	5	131%	11	5	-55%	48%	28%	1,200	375	23	18	-22%
Name Change	52	53	2%	61	51	-16%	-2	96%	0	0	0%	0%	0%	0	0	4	7	75%
Other Insurance	11	12	9%	10	15	50%	3	125%	3	1	-67%	23%	10%	327	100	13	10	-23%
Other MCL	0	0	0%	0	0	0%	0	100%	0	0	0%	0%	0%	0	0	0	0	0%
Other Track 1	91	92	1%	84	101	20%	9	110%	8	6	-25%	16%	14%	105	78	51	42	-18%
Other Track 3	45	39	-13%	39	44	13%	5	113%	7	6	-14%	14%	13%	187	185	51	46	-10%
Other Track 4	8	3	-63%	6	4	-33%	1	133%	1	1	0%	13%	14%	150	400	8	7	-13%
Personal Injury	155	151	-3%	134	150	12%	-1	99%	34	41	21%	18%	21%	263	326	193	194	1%
Prod Liability	4	8	100%	1	10	900%	2	125%	4	0	-100%	44%	0%	1,200	0	9	8	-11%
Prof Malpractic	3	6	100%	2	9	350%	3	150%	7	3	-57%	54%	30%	2,800	600	13	10	-23%
PIP Coverage	1	5	400%	6	3	-50%	-2	60%	2	0	-100%	100%	0%	2,400	0	2	4	100%
Real Property	6	5	-17%	6	8	33%	3	160%	1	0	-100%	20%	0%	200	0	5	2	-60%
Tort Other	38	50	32%	34	35	3%	-15	70%	3	3	0%	12%	8%	95	72	26	40	54%
Toxic Tort	0	0	0%	0	1		1	100%	1	0	-100%	100%	0%	0	0	1	0	-100%
UM/UIM Bod Inj	15	21	40%	20	21	5%	0	100%	3	4	33%	13%	17%	240	229	24	24	0%
Total	951	966	2%	948	1,025	8%	59	106%	174	144	-17%	18%	16%	220	179	957	903	-6%

NOTE: Some Multicounty Litigation (MCL) cases were transferred in November 2014: Atlantic to Bergen = 8,935; Atlantic to Middlesex = 4,070.

CIVIL BACKLOG SUMMARY BY CASETYPE

JUNE 2018

CUMBERLAND

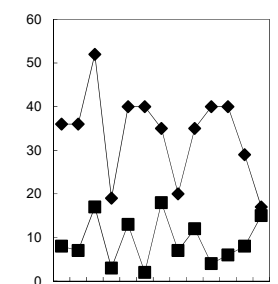
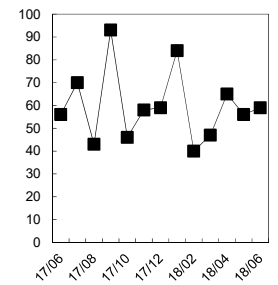
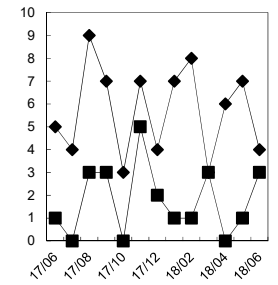
	Cases in Backlog															
	Track 1					Track 2				Track 3			Track 4			Total Backlog
	12 to 18 months	18 to 24 months	24 to 36 months	over 36 months	Total Track 1	18 to 24 months	24 to 36 months	over 36 months	Total Track 2	24 to 36 months	over 36 months	Total Track 3	24 to 36 months	over 36 months	Total Track 4	
Act on Neg Inst	0	0	0	0	0	0	0	0	0	0	0	0	0	0	0	0
Asbestos	0	0	0	0	0	0	0	0	0	0	0	0	0	0	0	0
Assault & Bat	0	0	0	0	0	0	0	0	0	0	0	0	0	0	0	0
Auto - Pers Inj	0	0	0	0	0	29	31	1	61	0	0	0	0	0	0	61
Auto - Property	0	0	0	0	0	0	0	0	0	0	0	0	0	0	0	0
Book Account	1	2	1	0	4	0	0	0	0	0	0	0	0	0	0	4
Civil Rights	0	0	0	0	0	0	0	0	0	1	1	2	0	0	0	2
Complex Comme	0	0	0	0	0	0	0	0	0	0	0	0	0	1	1	1
Condemnation	0	0	0	0	0	0	0	0	0	0	0	0	0	0	0	0
Construction	0	0	0	0	0	1	0	0	1	0	0	0	0	0	0	1
Contract/Comme	0	0	0	0	0	1	2	0	3	0	0	0	0	0	0	3
Employment	0	0	0	0	0	1	0	0	1	0	0	0	0	0	0	1
Lieu of P. Writ	0	0	0	0	0	0	0	0	0	0	0	0	0	1	1	1
Medical Malprac	0	0	0	0	0	0	0	0	0	3	2	5	0	0	0	5
Name Change	0	0	0	0	0	0	0	0	0	0	0	0	0	0	0	0
Other Insurance	1	0	0	0	1	0	0	0	0	0	0	0	0	0	0	1
Other MCL	0	0	0	0	0	0	0	0	0	0	0	0	0	0	0	0
Other Track 1	2	3	1	0	6	0	0	0	0	0	0	0	0	0	0	6
Other Track 3	0	0	0	0	0	0	0	0	0	5	1	6	0	0	0	6
Other Track 4	0	0	0	0	0	0	0	0	0	0	0	0	0	1	1	1
Personal Injury	0	0	0	0	0	23	17	1	41	0	0	0	0	0	0	41
Prod Liability	0	0	0	0	0	0	0	0	0	0	0	0	0	0	0	0
Prof Malpractic	0	0	0	0	0	0	0	0	0	1	2	3	0	0	0	3
PIP Coverage	0	0	0	0	0	0	0	0	0	0	0	0	0	0	0	0
Real Property	0	0	0	0	0	0	0	0	0	0	0	0	0	0	0	0
Tort Other	0	0	0	0	0	2	0	1	3	0	0	0	0	0	0	3
Toxic Tort	0	0	0	0	0	0	0	0	0	0	0	0	0	0	0	0
UM/UIM Bod Inj	0	0	0	0	0	3	1	0	4	0	0	0	0	0	0	4
Total	4	5	2	0	11	60	51	3	114	10	6	16	0	3	3	144

NOTE: Some Multicounty Litigation (MCL) cases were transferred in November 2014: Atlantic to Bergen = 8,935; Atlantic to Middlesex = 4,070.

**CIVIL RESOLUTION SUMMARY BY CASETYPE
JULY 2017 - JUNE 2018
CUMBERLAND**

	Trial			Summary					Total	Percent resolved by					
	Jury	Nonjury	Total	Judgment	Settlement	Default Judgment	Dismiss	Other		Trial	Sum Jud	Settle	Default J	Dismiss	Other
Act on Neg Inst	0	0	0	0	1	0	0	0	1	0%	0%	100%	0%	0%	0%
Asbestos	0	0	0	0	0	0	0	0	0	0%	0%	0%	0%	0%	0%
Assault & Bat	0	0	0	0	0	0	3	0	3	0%	0%	0%	0%	100%	0%
Auto - Pers Inj	6	0	6	3	130	0	153	11	303	2%	1%	43%	0%	50%	4%
Auto - Property	0	0	0	0	2	2	1	1	6	0%	0%	33%	33%	17%	17%
Book Account	0	0	0	1	22	35	45	5	108	0%	1%	20%	32%	42%	5%
Civil Rights	0	0	0	0	2	0	11	2	15	0%	0%	13%	0%	73%	13%
Complex Commer	0	0	0	1	2	0	0	0	3	0%	33%	67%	0%	0%	0%
Condemnation	0	0	0	0	0	0	0	0	0	0%	0%	0%	0%	0%	0%
Construction	0	0	0	0	0	0	1	0	1	0%	0%	0%	0%	100%	0%
Contract/Commer	1	5	6	0	29	20	43	3	101	6%	0%	29%	20%	43%	3%
Employment	0	0	0	0	1	1	4	1	7	0%	0%	14%	14%	57%	14%
Lieu of P. Writ	0	0	0	0	1	0	2	1	4	0%	0%	25%	0%	50%	25%
Medical Malprac	2	0	2	0	10	0	7	2	21	10%	0%	48%	0%	33%	10%
Name Change	0	0	0	0	0	0	24	27	51	0%	0%	0%	0%	47%	53%
Other Insurance	1	0	1	0	4	4	6	0	15	7%	0%	27%	27%	40%	0%
Other MCL	0	0	0	0	0	0	0	0	0	0%	0%	0%	0%	0%	0%
Other Track 1	1	1	2	2	19	8	36	34	101	2%	2%	19%	8%	36%	34%
Other Track 3	0	0	0	2	22	1	15	4	44	0%	5%	50%	2%	34%	9%
Other Track 4	0	0	0	0	0	1	3	0	4	0%	0%	0%	25%	75%	0%
Personal Injury	5	0	5	4	57	5	58	21	150	3%	3%	38%	3%	39%	14%
Prod Liability	0	0	0	0	3	0	7	0	10	0%	0%	30%	0%	70%	0%
Prof Malpractic	0	0	0	0	5	0	2	2	9	0%	0%	56%	0%	22%	22%
PIP Coverage	0	0	0	0	2	0	1	0	3	0%	0%	67%	0%	33%	0%
Real Property	0	0	0	0	2	2	1	3	8	0%	0%	25%	25%	13%	38%
Tort Other	0	0	0	1	10	2	20	2	35	0%	3%	29%	6%	57%	6%
Toxic Tort	1	0	1	0	0	0	0	0	1	100%	0%	0%	0%	0%	0%
UM/UM Bod Inj	0	0	0	0	7	0	13	1	21	0%	0%	33%	0%	62%	5%
Total	17	6	23	14	331	81	456	120	1,025	2%	1%	32%	8%	44%	12%

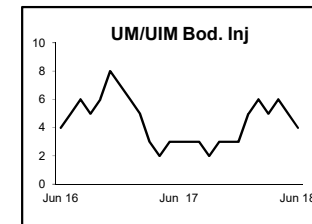
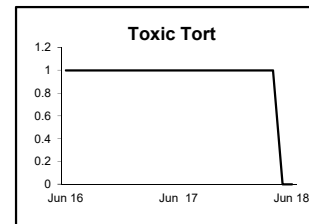
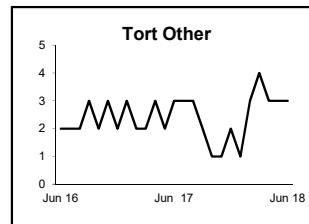
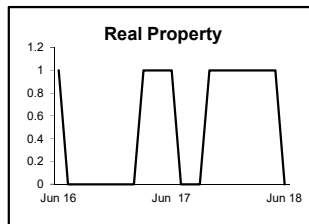
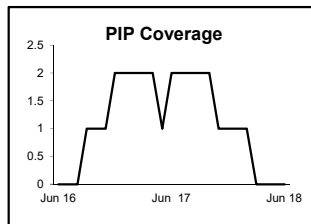
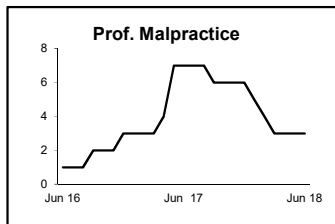
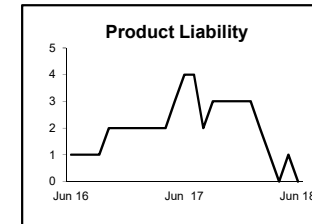
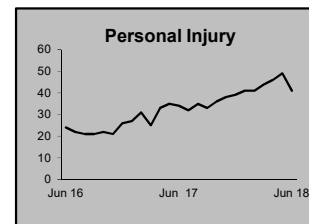
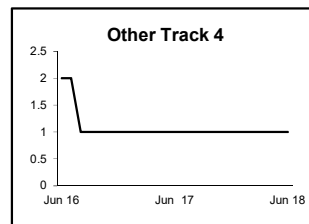
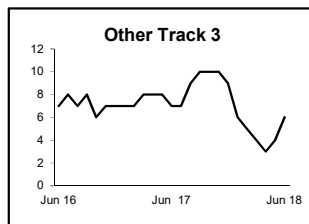
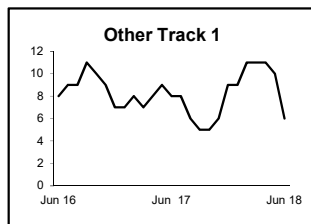
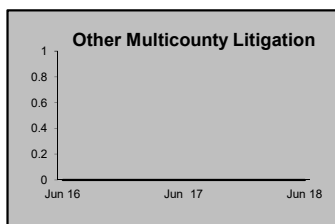
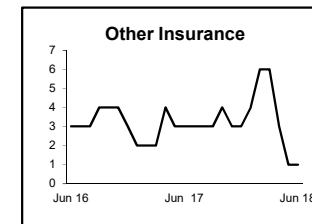
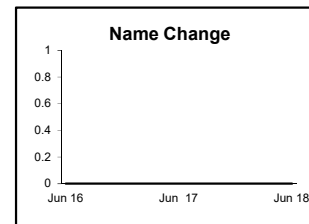
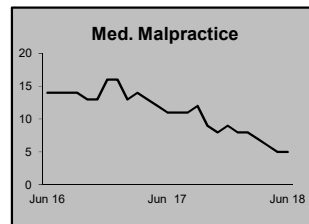
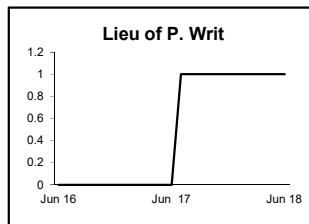
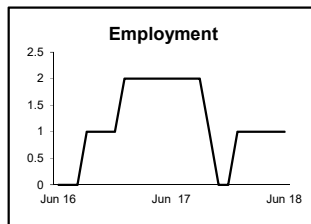
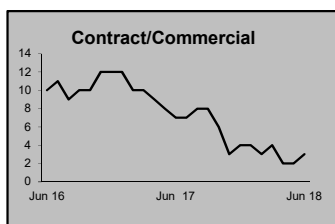
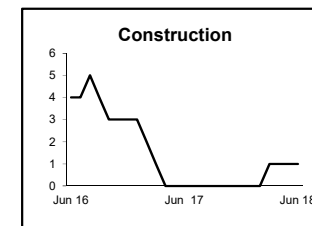
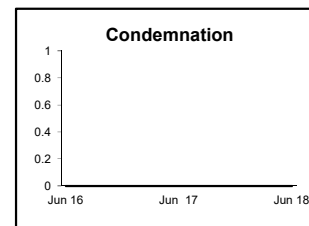
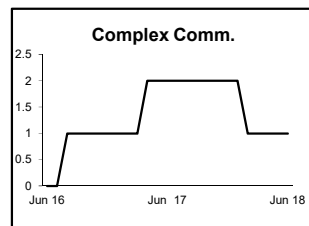
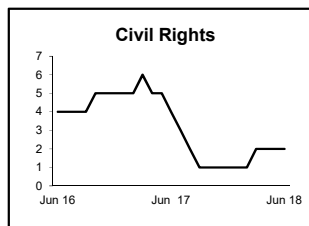
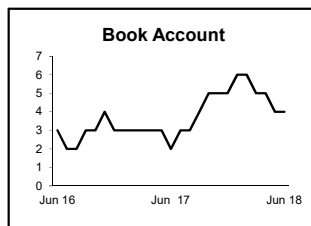
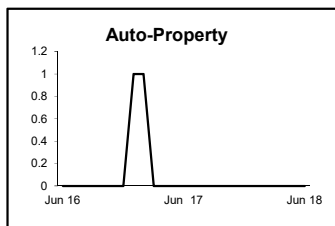
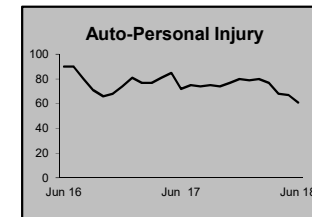
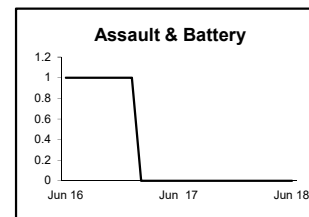
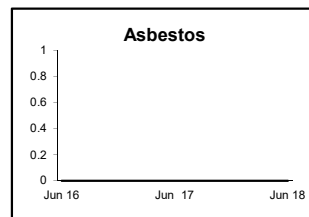
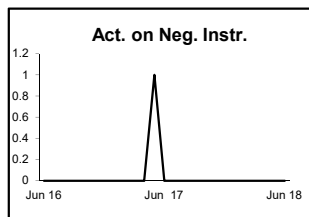
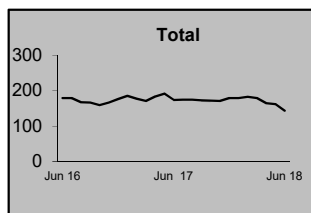
Monthly Resolutions



NOTE: Some Multicounty Litigation (MCL) cases were transferred in November 2014: Atlantic to Bergen = 8,935; Atlantic to Middlesex = 4,070.

CIVIL BACKLOG BY CASETYPE JUNE 2018 CUMBERLAND

	Total Backlog	% chg
Jun 16	180	
Jun 17	174	-3%
Jun 18	144	-17%



1) Casetypes with the state's largest backlogs are highlighted.

2) Some Multicounty Litigation (MCL) cases were transferred in November 2014: Atlantic to Bergen = 8,935; Atlantic to Middlesex = 4,070.

CIVIL CASELOAD SUMMARY BY CASETYPE
JULY 2017 - JUNE 2018
ESSEX

	Filings			Resolutions			Clearance		Backlog			Backlog Percent		Backlog Per 100 Monthly Filings		Active Pending		
	Jul 2016 to Jun 2017	Jul 2017 to Jun 2018	percent change	Jul 2016 to Jun 2017	Jul 2017 to Jun 2018	percent change	Jul 2017 - Jun 2018		Jun 2017	Jun 2018	percent change	Jun 2017	Jun 2018	Jun 2017	Jun 2018	Jun 2017	Jun 2018	percent change
	number	percent																
Act on Neg Inst	26	34	31%	33	30	-9%	-4	88%	3	3	0%	17%	14%	138	106	18	22	22%
Asbestos	0	0	0%	0	0	0%	0	100%	0	0	0%	0%	0%	0	0	0	0	0%
Assault & Bat	22	20	-9%	28	29	4%	9	145%	3	8	167%	6%	19%	164	480	48	43	-10%
Auto - Pers Inj	4,182	4,328	3%	3,717	4,076	10%	-252	94%	911	1,059	16%	18%	20%	261	294	5,075	5,364	6%
Auto - Property	65	81	25%	61	75	23%	-6	93%	10	7	-30%	17%	11%	185	104	59	66	12%
Book Account	1,140	849	-26%	1,048	1,119	7%	270	132%	38	51	34%	6%	13%	40	72	678	399	-41%
Civil Rights	44	56	27%	49	39	-20%	-17	70%	8	10	25%	18%	16%	218	214	45	63	40%
Complex Comme	24	39	63%	21	35	67%	-4	90%	17	14	-18%	40%	28%	850	431	42	50	19%
Condemnation	6	13	117%	8	12	50%	-1	92%	3	5	67%	30%	45%	600	462	10	11	10%
Construction	72	70	-3%	63	57	-10%	-13	81%	21	26	24%	23%	25%	350	446	91	103	13%
Contract/Comme	603	832	38%	648	733	13%	-99	88%	54	53	-2%	11%	9%	107	76	488	587	20%
Employment	32	38	19%	23	39	70%	1	103%	7	5	-29%	20%	16%	263	158	35	31	-11%
Lieu of P. Writ	29	34	17%	26	41	58%	7	121%	17	5	-71%	36%	14%	703	176	47	36	-23%
Medical Malprac	157	138	-12%	153	156	2%	18	113%	86	83	-3%	30%	30%	657	722	287	273	-5%
Name Change	360	287	-20%	384	269	-30%	-18	94%	0	1		0%	1%	0	4	51	70	37%
Other Insurance	102	98	-4%	101	109	8%	11	111%	22	27	23%	27%	35%	259	331	83	77	-7%
Other MCL	4	2	-50%	2	1	-50%	-1	50%	0	0	0%	0%	0%	0	0	0	0	0%
Other Track 1	526	555	6%	525	487	-7%	-68	88%	36	42	17%	15%	14%	82	91	236	298	26%
Other Track 3	203	242	19%	241	223	-7%	-19	92%	41	46	12%	14%	15%	242	228	285	310	9%
Other Track 4	26	29	12%	34	18	-47%	-11	62%	17	31	82%	30%	48%	785	1,283	56	65	16%
Personal Injury	1,788	1,721	-4%	1,823	1,803	-1%	82	105%	523	579	11%	21%	24%	351	404	2,468	2,379	-4%
Prod Liability	30	53	77%	37	33	-11%	-20	62%	9	16	78%	16%	20%	360	362	55	79	44%
Prof Malpractic	72	67	-7%	62	84	35%	17	125%	23	22	-4%	20%	19%	383	394	116	118	2%
PIP Coverage	34	39	15%	28	34	21%	-5	87%	1	3	200%	5%	11%	35	92	21	27	29%
Real Property	64	72	13%	59	64	8%	-8	89%	8	5	-38%	20%	11%	150	83	40	47	18%
Tort Other	198	198	0%	172	230	34%	32	116%	39	34	-13%	19%	20%	236	206	208	171	-18%
Toxic Tort	5	8	60%	6	7	17%	-1	88%	3	3	0%	30%	27%	720	450	10	11	10%
UM/UIM Bod Inj	241	247	2%	171	228	33%	-19	92%	34	59	74%	12%	19%	169	287	282	308	9%
Total	10,055	10,150	1%	9,523	10,031	5%	-119	99%	1,934	2,197	14%	18%	20%	231	260	10,834	11,008	2%

NOTE: Some Multicounty Litigation (MCL) cases were transferred in November 2014: Atlantic to Bergen = 8,935; Atlantic to Middlesex = 4,070.

CIVIL BACKLOG SUMMARY BY CASETYPE

JUNE 2018

ESSEX

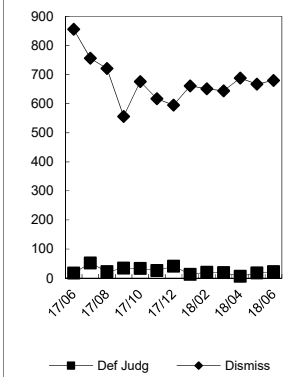
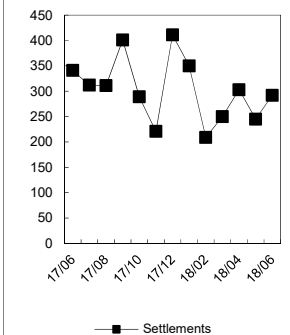
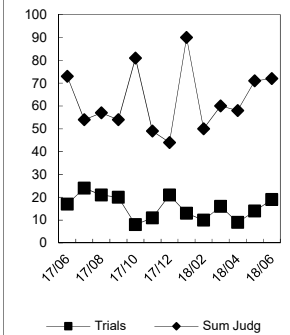
	Cases in Backlog															
	Track 1					Track 2				Track 3			Track 4			Total Backlog
	12 to 18 months	18 to 24 months	24 to 36 months	over 36 months	Total Track 1	18 to 24 months	24 to 36 months	over 36 months	Total Track 2	24 to 36 months	over 36 months	Total Track 3	24 to 36 months	over 36 months	Total Track 4	
Act on Neg Inst	1	1	1	0	3	0	0	0	0	0	0	0	0	0	0	3
Asbestos	0	0	0	0	0	0	0	0	0	0	0	0	0	0	0	0
Assault & Bat	0	0	0	0	0	0	0	0	0	8	0	8	0	0	0	8
Auto - Pers Inj	0	0	0	0	0	635	352	72	1,059	0	0	0	0	0	0	1,059
Auto - Property	0	0	0	0	0	4	2	1	7	0	0	0	0	0	0	7
Book Account	38	10	2	1	51	0	0	0	0	0	0	0	0	0	0	51
Civil Rights	0	0	0	0	0	0	0	0	0	5	5	10	0	0	0	10
Complex Comme	0	0	0	0	0	0	0	0	0	0	0	0	6	8	14	14
Condemnation	0	0	0	0	0	0	0	0	0	4	1	5	0	0	0	5
Construction	0	0	0	0	0	11	10	5	26	0	0	0	0	0	0	26
Contract/Comme	0	0	0	0	0	24	18	11	53	0	0	0	0	0	0	53
Employment	0	0	0	0	0	2	1	2	5	0	0	0	0	0	0	5
Lieu of P. Writ	0	0	0	0	0	0	0	0	0	0	0	0	2	3	5	5
Medical Malprac	0	0	0	0	0	0	0	0	0	48	35	83	0	0	0	83
Name Change	0	0	1	0	1	0	0	0	0	0	0	0	0	0	0	1
Other Insurance	9	4	4	10	27	0	0	0	0	0	0	0	0	0	0	27
Other MCL	0	0	0	0	0	0	0	0	0	0	0	0	0	0	0	0
Other Track 1	21	8	8	3	40	1	0	0	1	1	0	1	0	0	0	42
Other Track 3	0	0	0	0	0	0	0	0	0	31	15	46	0	0	0	46
Other Track 4	0	0	0	0	0	0	0	0	0	0	0	0	20	11	31	31
Personal Injury	0	0	0	0	0	289	236	54	579	0	0	0	0	0	0	579
Prod Liability	0	0	0	0	0	0	0	0	0	12	4	16	0	0	0	16
Prof Malpractic	0	0	0	0	0	0	0	0	0	18	4	22	0	0	0	22
PIP Coverage	2	0	0	1	3	0	0	0	0	0	0	0	0	0	0	3
Real Property	3	1	1	0	5	0	0	0	0	0	0	0	0	0	0	5
Tort Other	0	0	0	0	0	15	13	6	34	0	0	0	0	0	0	34
Toxic Tort	0	0	0	0	0	0	0	0	0	1	2	3	0	0	0	3
UM/UIM Bod Inj	0	0	0	0	0	42	16	1	59	0	0	0	0	0	0	59
Total	74	24	17	15	130	1,023	648	152	1,823	128	66	194	28	22	50	2,197

NOTE: Some Multicounty Litigation (MCL) cases were transferred in November 2014: Atlantic to Bergen = 8,935; Atlantic to Middlesex = 4,070.

CIVIL RESOLUTION SUMMARY BY CASETYPE
JULY 2017 - JUNE 2018
ESSEX

	Trial			Summary					Total	Percent resolved by					
	Jury	Nonjury	Total	Judgment	Settlement	Default Judgment	Dismiss	Other		Trial	Sum Jud	Settle	Default J	Dismiss	Other
Act on Neg Inst	0	0	0	8	4	7	10	1	30	0%	27%	13%	23%	33%	3%
Asbestos	0	0	0	0	0	0	0	0	0	0%	0%	0%	0%	0%	0%
Assault & Bat	0	0	0	0	9	0	19	1	29	0%	0%	31%	0%	66%	3%
Auto - Pers Inj	40	0	40	47	987	7	2,826	169	4,076	1%	1%	24%	0%	69%	4%
Auto - Property	0	1	1	5	15	5	49	0	75	1%	7%	20%	7%	65%	0%
Book Account	0	2	2	95	136	378	502	6	1,119	0%	8%	12%	34%	45%	1%
Civil Rights	1	0	1	0	1	1	28	8	39	3%	0%	3%	3%	72%	21%
Complex Commer	0	0	0	1	5	0	23	6	35	0%	3%	14%	0%	66%	17%
Condemnation	0	0	0	6	4	0	2	0	12	0%	50%	33%	0%	17%	0%
Construction	0	0	0	1	12	1	40	3	57	0%	2%	21%	2%	70%	5%
Contract/Commer	1	2	3	47	102	113	447	21	733	0%	6%	14%	15%	61%	3%
Employment	0	0	0	0	5	1	29	4	39	0%	0%	13%	3%	74%	10%
Lieu of P. Writ	0	1	1	4	4	0	30	2	41	2%	10%	10%	0%	73%	5%
Medical Malprac	9	0	9	1	42	0	100	4	156	6%	1%	27%	0%	64%	3%
Name Change	0	0	0	0	0	0	97	172	269	0%	0%	0%	0%	36%	64%
Other Insurance	1	0	1	10	8	3	75	12	109	1%	9%	7%	3%	69%	11%
Other MCL	0	0	0	0	0	0	0	1	1	0%	0%	0%	0%	0%	100%
Other Track 1	1	1	2	37	60	23	351	14	487	0%	8%	12%	5%	72%	3%
Other Track 3	5	0	5	4	48	2	141	23	223	2%	2%	22%	1%	63%	10%
Other Track 4	0	0	0	6	6	1	4	1	18	0%	33%	33%	6%	22%	6%
Personal Injury	22	1	23	37	543	3	1,115	82	1,803	1%	2%	30%	0%	62%	5%
Prod Liability	1	0	1	0	6	0	18	8	33	3%	0%	18%	0%	55%	24%
Prof Malpractic	2	0	2	5	12	0	60	5	84	2%	6%	14%	0%	71%	6%
PIP Coverage	0	0	0	2	1	0	31	0	34	0%	6%	3%	0%	91%	0%
Real Property	0	1	1	6	6	4	43	4	64	2%	9%	9%	6%	67%	6%
Tort Other	0	1	1	7	30	6	172	14	230	0%	3%	13%	3%	75%	6%
Toxic Tort	0	0	0	1	2	0	2	2	7	0%	14%	29%	0%	29%	29%
UM/UM Bod Inj	4	0	4	3	47	1	169	4	228	2%	1%	21%	0%	74%	2%
Total	87	10	97	333	2,095	556	6,383	567	10,031	1%	3%	21%	6%	64%	6%

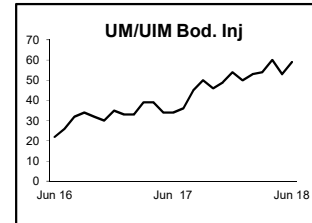
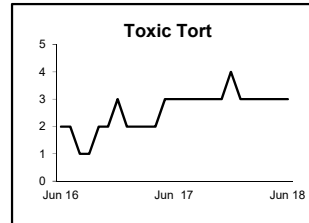
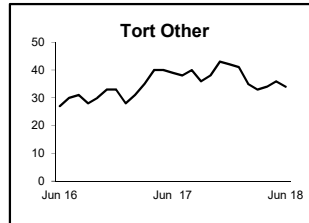
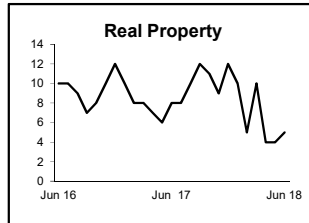
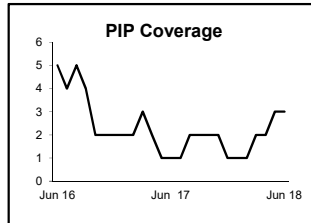
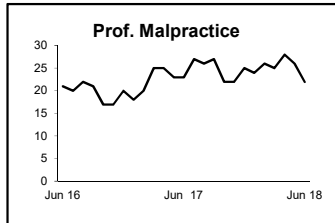
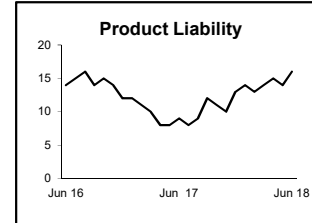
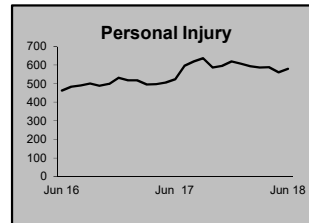
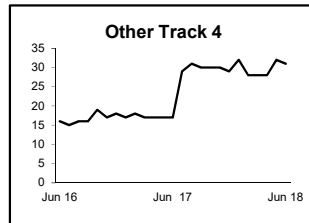
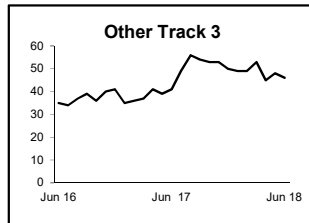
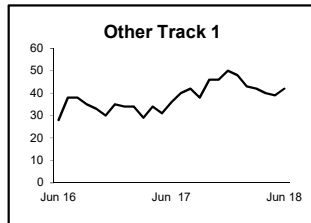
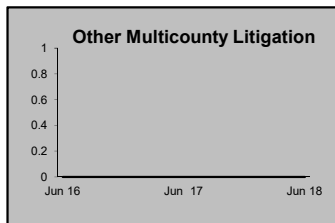
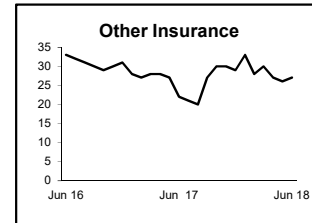
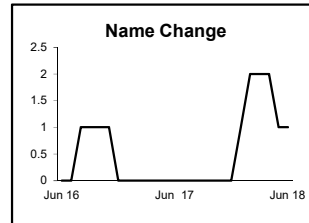
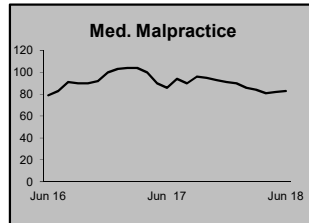
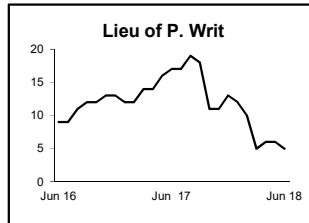
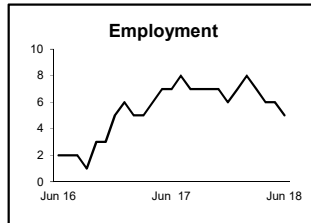
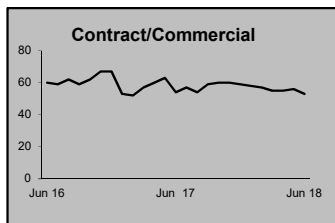
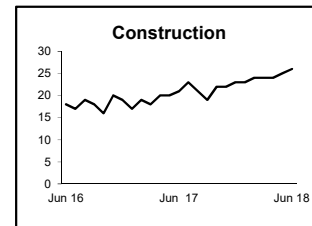
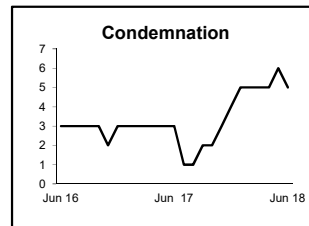
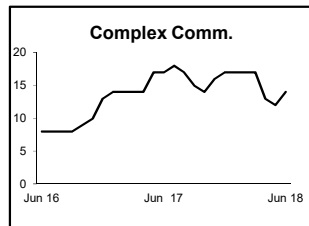
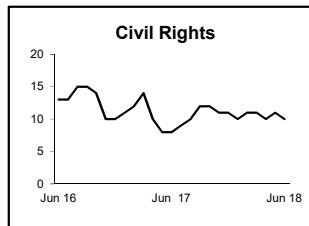
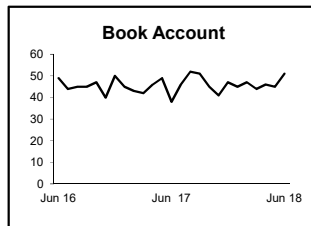
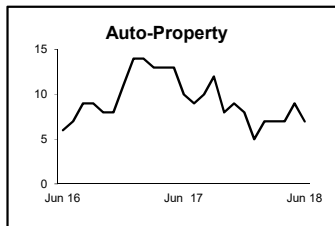
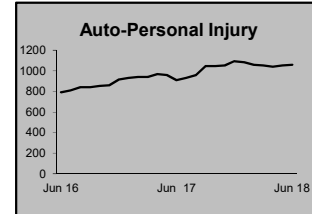
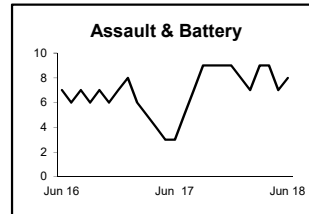
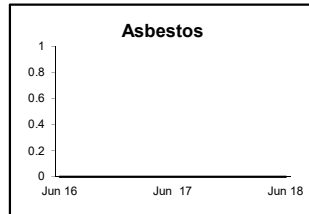
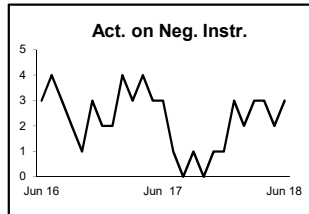
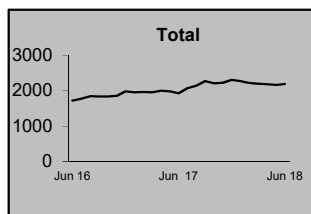
Monthly Resolutions



NOTE: Some Multicounty Litigation (MCL) cases were transferred in November 2014: Atlantic to Bergen = 8,935; Atlantic to Middlesex = 4,070.

**CIVIL BACKLOG BY CASETYPE
JUNE 2018
ESSEX**

	Total	Backlog	% chg
Jun 16		1,725	
Jun 17		1,934	12%
Jun 18		2,197	14%



1) Casetypes with the state's largest backlogs are highlighted.

2) Some Multicounty Litigation (MCL) cases were transferred in November 2014: Atlantic to Bergen = 8,935; Atlantic to Middlesex = 4,070.

CIVIL CASELOAD SUMMARY BY CASETYPE
JULY 2017 - JUNE 2018
GLOUCESTER

	Filings			Resolutions			Clearance		Backlog			Backlog Percent		Backlog Per 100 Monthly Filings		Active Pending		
	Jul 2016 to Jun 2017	Jul 2017 to Jun 2018	percent change	Jul 2016 to Jun 2017	Jul 2017 to Jun 2018	percent change	Jul 2017 - Jun 2018		Jun 2017	Jun 2018	percent change	Jun 2017	Jun 2018	Jun 2017	Jun 2018	Jun 2017	Jun 2018	percent change
	number	percent																
Act on Neg Inst	4	10	150%	9	5	-44%	-5	50%	0	0	0%	0%	0%	0	0	2	5	150%
Asbestos	0	0	0%	0	0	0%	0	100%	0	0	0%	0%	0%	0	0	0	0	0%
Assault & Bat	3	3	0%	3	4	33%	1	133%	1	1	0%	14%	14%	400	400	7	7	0%
Auto - Pers Inj	492	439	-11%	429	470	10%	31	107%	76	89	17%	13%	16%	185	243	577	549	-5%
Auto - Property	12	10	-17%	8	19	138%	9	190%	5	1	-80%	33%	17%	500	120	15	6	-60%
Book Account	281	188	-33%	237	251	6%	63	134%	7	5	-29%	5%	6%	30	32	140	79	-44%
Civil Rights	10	8	-20%	12	10	-17%	2	125%	1	1	0%	14%	20%	120	150	7	5	-29%
Complex Comme	1	2	100%	2	1	-50%	-1	50%	0	0	0%	0%	0%	0	0	0	1	
Condemnation	1	14	>999%	2	10	400%	-4	71%	0	0	0%	0%	0%	0	0	1	5	400%
Construction	14	8	-43%	12	12	0%	4	150%	1	2	100%	8%	22%	86	300	13	9	-31%
Contract/Comme	203	240	18%	172	235	37%	-5	98%	12	9	-25%	7%	5%	71	45	166	171	3%
Employment	10	5	-50%	9	4	-56%	-1	80%	0	0	0%	0%	0%	0	0	5	6	20%
Lieu of P. Writ	16	11	-31%	17	17	0%	6	155%	1	0	-100%	8%	0%	75	0	12	6	-50%
Medical Malprac	20	23	15%	24	29	21%	6	126%	8	14	75%	16%	31%	480	730	51	45	-12%
Name Change	56	75	34%	68	70	3%	-5	93%	0	0	0%	0%	0%	0	0	6	11	83%
Other Insurance	27	20	-26%	31	29	-6%	9	145%	10	6	-40%	36%	32%	444	360	28	19	-32%
Other MCL	0	0	0%	0	0	0%	0	100%	0	0	0%	0%	0%	0	0	0	0	0%
Other Track 1	159	115	-28%	169	146	-14%	31	127%	5	2	-60%	7%	4%	38	21	76	45	-41%
Other Track 3	53	48	-9%	54	51	-6%	3	106%	5	4	-20%	8%	7%	113	100	62	60	-3%
Other Track 4	6	6	0%	24	9	-63%	3	150%	9	20	122%	31%	77%	1,800	4,000	29	26	-10%
Personal Injury	230	212	-8%	240	245	2%	33	116%	48	35	-27%	17%	14%	250	198	283	249	-12%
Prod Liability	9	7	-22%	11	6	-45%	-1	86%	0	0	0%	0%	0%	0	0	7	10	43%
Prof Malpractic	11	10	-9%	16	19	19%	9	190%	6	2	-67%	29%	14%	655	240	21	14	-33%
PIP Coverage	4	10	150%	5	5	0%	-5	50%	0	1		0%	20%	0	120	2	5	150%
Real Property	7	6	-14%	6	7	17%	1	117%	2	0	-100%	40%	0%	343	0	5	2	-60%
Tort Other	34	33	-3%	44	34	-23%	1	103%	5	4	-20%	18%	16%	176	145	28	25	-11%
Toxic Tort	6	0	-100%	4	0	-100%	0	100%	12	15	25%	71%	88%	2,400		17	17	0%
UM/UIM Bod Inj	34	34	0%	32	47	47%	13	138%	9	3	-67%	17%	7%	318	106	52	41	-21%
Total	1,703	1,537	-10%	1,640	1,735	6%	198	113%	223	214	-4%	14%	15%	157	167	1,612	1,418	-12%

NOTE: Some Multicounty Litigation (MCL) cases were transferred in November 2014: Atlantic to Bergen = 8,935; Atlantic to Middlesex = 4,070.

CIVIL BACKLOG SUMMARY BY CASETYPE

JUNE 2018

GLOUCESTER

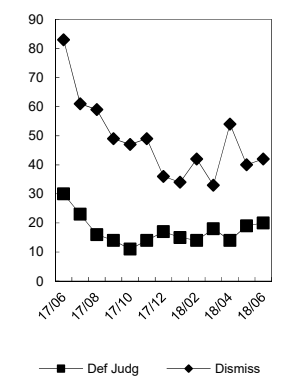
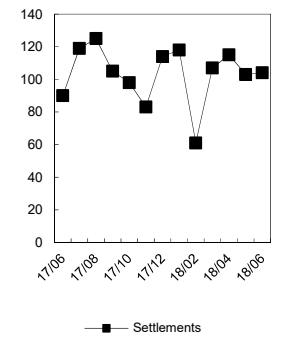
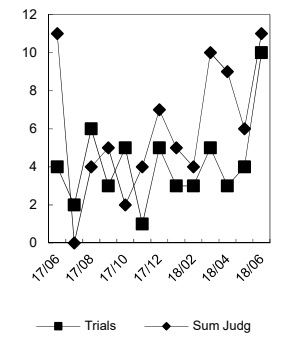
	Cases in Backlog															
	Track 1					Track 2				Track 3			Track 4			Total Backlog
	12 to 18 months	18 to 24 months	24 to 36 months	over 36 months	Total Track 1	18 to 24 months	24 to 36 months	over 36 months	Total Track 2	24 to 36 months	over 36 months	Total Track 3	24 to 36 months	over 36 months	Total Track 4	
Act on Neg Inst	0	0	0	0	0	0	0	0	0	0	0	0	0	0	0	0
Asbestos	0	0	0	0	0	0	0	0	0	0	0	0	0	0	0	0
Assault & Bat	0	0	0	0	0	0	0	0	0	1	0	1	0	0	0	1
Auto - Pers Inj	0	0	0	0	0	67	21	1	89	0	0	0	0	0	0	89
Auto - Property	0	0	0	0	0	0	1	0	1	0	0	0	0	0	0	1
Book Account	5	0	0	0	5	0	0	0	0	0	0	0	0	0	0	5
Civil Rights	0	0	0	0	0	0	0	0	0	1	0	1	0	0	0	1
Complex Comme	0	0	0	0	0	0	0	0	0	0	0	0	0	0	0	0
Condemnation	0	0	0	0	0	0	0	0	0	0	0	0	0	0	0	0
Construction	0	0	0	0	0	1	1	0	2	0	0	0	0	0	0	2
Contract/Comme	0	0	0	0	0	4	4	1	9	0	0	0	0	0	0	9
Employment	0	0	0	0	0	0	0	0	0	0	0	0	0	0	0	0
Lieu of P. Writ	0	0	0	0	0	0	0	0	0	0	0	0	0	0	0	0
Medical Malprac	0	0	0	0	0	0	0	0	0	11	3	14	0	0	0	14
Name Change	0	0	0	0	0	0	0	0	0	0	0	0	0	0	0	0
Other Insurance	2	0	2	2	6	0	0	0	0	0	0	0	0	0	0	6
Other MCL	0	0	0	0	0	0	0	0	0	0	0	0	0	0	0	0
Other Track 1	2	0	0	0	2	0	0	0	0	0	0	0	0	0	0	2
Other Track 3	0	0	0	0	0	0	0	0	0	3	1	4	0	0	0	4
Other Track 4	0	0	0	0	0	0	0	0	0	0	0	0	14	6	20	20
Personal Injury	0	0	0	0	0	25	6	4	35	0	0	0	0	0	0	35
Prod Liability	0	0	0	0	0	0	0	0	0	0	0	0	0	0	0	0
Prof Malpractic	0	0	0	0	0	0	0	0	0	2	0	2	0	0	0	2
PIP Coverage	0	1	0	0	1	0	0	0	0	0	0	0	0	0	0	1
Real Property	0	0	0	0	0	0	0	0	0	0	0	0	0	0	0	0
Tort Other	0	0	0	0	0	2	0	2	4	0	0	0	0	0	0	4
Toxic Tort	0	0	0	0	0	0	0	0	0	3	12	15	0	0	0	15
UM/UIM Bod Inj	0	0	1	0	1	1	1	0	2	0	0	0	0	0	0	3
Total	9	1	3	2	15	100	34	8	142	21	16	37	14	6	20	214

NOTE: Some Multicounty Litigation (MCL) cases were transferred in November 2014: Atlantic to Bergen = 8,935; Atlantic to Middlesex = 4,070.

CIVIL RESOLUTION SUMMARY BY CASETYPE
JULY 2017 - JUNE 2018
GLOUCESTER

	Trial			Summary					Total	Percent resolved by					
	Jury	Nonjury	Total	Judgment	Settlement	Default Judgment	Dismiss	Other		Trial	Sum Jud	Settle	Default J	Dismiss	Other
Act on Neg Inst	0	0	0	0	3	2	0	0	5	0%	0%	60%	40%	0%	0%
Asbestos	0	0	0	0	0	0	0	0	0	0%	0%	0%	0%	0%	0%
Assault & Bat	0	0	0	0	3	0	1	0	4	0%	0%	75%	0%	25%	0%
Auto - Pers Inj	15	1	16	2	269	1	174	8	470	3%	0%	57%	0%	37%	2%
Auto - Property	0	2	2	1	8	4	4	0	19	11%	5%	42%	21%	21%	0%
Book Account	0	1	1	7	61	93	88	1	251	0%	3%	24%	37%	35%	0%
Civil Rights	0	0	0	0	2	0	7	1	10	0%	0%	20%	0%	70%	10%
Complex Commer	0	0	0	0	0	0	0	1	1	0%	0%	0%	0%	0%	100%
Condemnation	0	0	0	0	2	0	8	0	10	0%	0%	20%	0%	80%	0%
Construction	1	0	1	0	5	0	5	1	12	8%	0%	42%	0%	42%	8%
Contract/Commer	0	3	3	5	69	51	97	10	235	1%	2%	29%	22%	41%	4%
Employment	0	0	0	0	0	0	3	1	4	0%	0%	0%	0%	75%	25%
Lieu of P. Writ	0	3	3	0	4	0	7	3	17	18%	0%	24%	0%	41%	18%
Medical Malprac	2	0	2	2	15	0	10	0	29	7%	7%	52%	0%	34%	0%
Name Change	0	0	0	0	0	0	23	47	70	0%	0%	0%	0%	33%	67%
Other Insurance	1	0	1	2	17	1	7	1	29	3%	7%	59%	3%	24%	3%
Other MCL	0	0	0	0	0	0	0	0	0	0%	0%	0%	0%	0%	0%
Other Track 1	0	0	0	2	62	2	48	32	146	0%	1%	42%	1%	33%	22%
Other Track 3	1	0	1	0	18	0	28	4	51	2%	0%	35%	0%	55%	8%
Other Track 4	0	0	0	1	4	0	2	2	9	0%	11%	44%	0%	22%	22%
Personal Injury	3	0	3	10	146	5	66	15	245	1%	4%	60%	2%	27%	6%
Prod Liability	0	0	0	0	2	0	3	1	6	0%	0%	33%	0%	50%	17%
Prof Malpractic	1	0	1	0	8	0	8	2	19	5%	0%	42%	0%	42%	11%
PIP Coverage	0	0	0	0	1	0	4	0	5	0%	0%	20%	0%	80%	0%
Real Property	0	2	2	0	1	0	3	1	7	29%	0%	14%	0%	43%	14%
Tort Other	0	0	0	0	16	2	15	1	34	0%	0%	47%	6%	44%	3%
Toxic Tort	0	0	0	0	0	0	0	0	0	0%	0%	0%	0%	0%	0%
UM/UM Bod Inj	4	0	4	3	26	0	13	1	47	9%	6%	55%	0%	28%	2%
Total	28	12	40	35	742	161	624	133	1,735	2%	2%	43%	9%	36%	8%

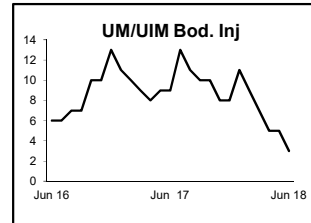
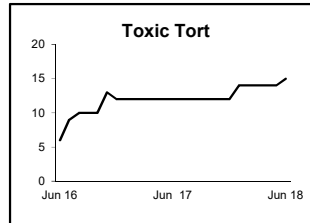
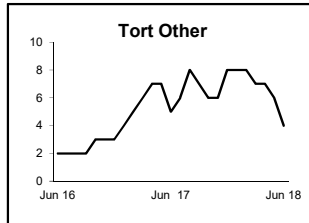
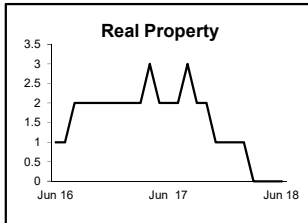
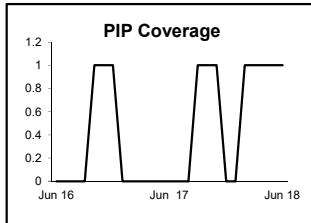
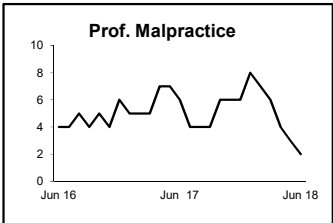
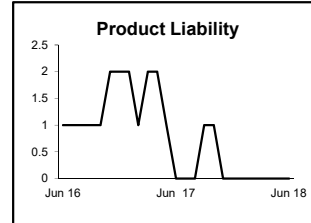
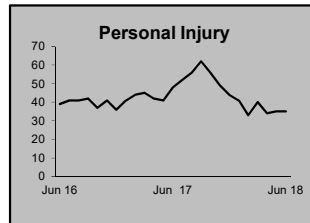
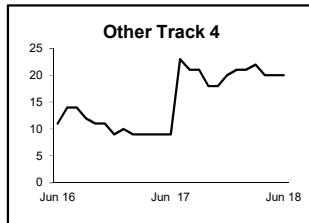
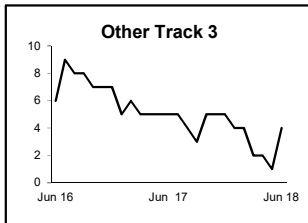
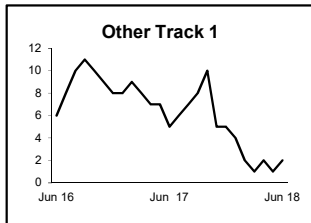
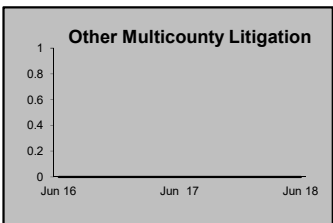
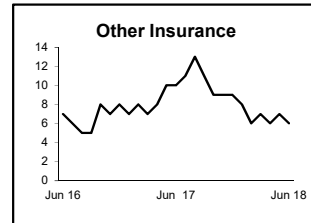
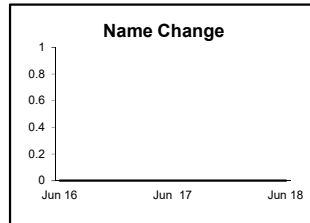
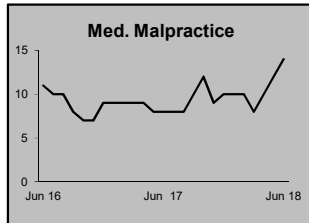
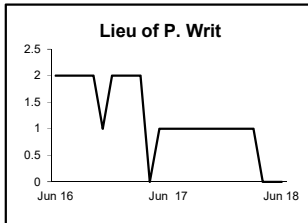
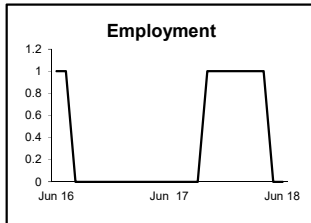
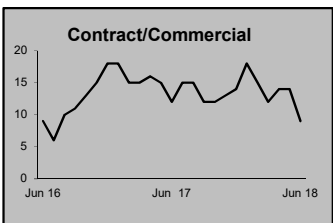
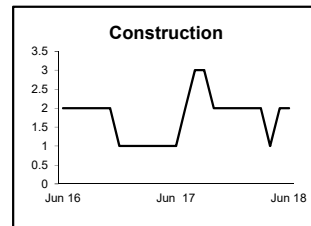
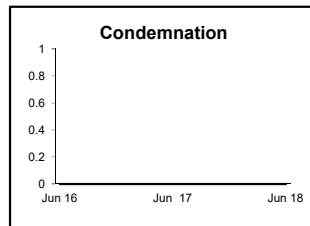
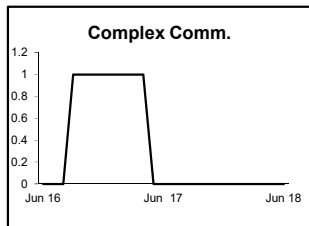
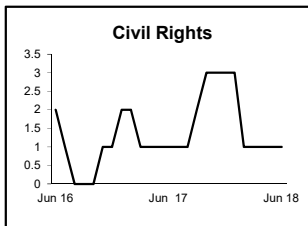
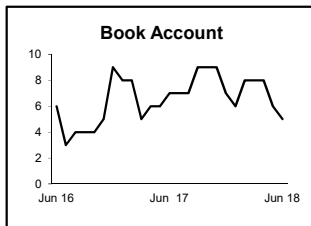
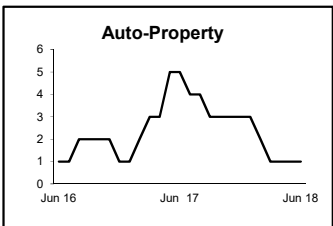
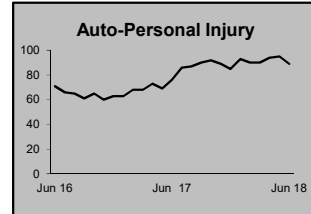
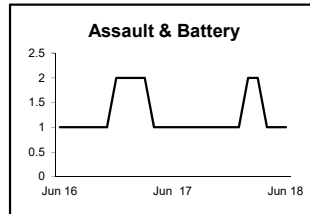
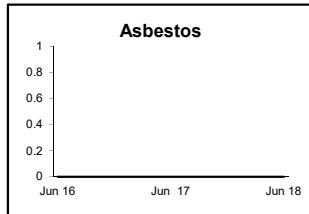
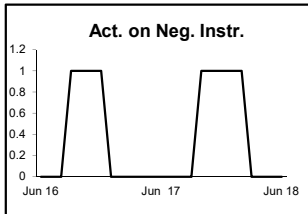
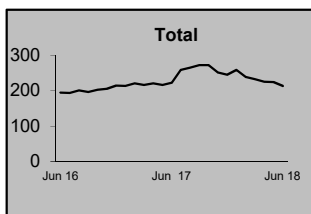
Monthly Resolutions



NOTE: Some Multicounty Litigation (MCL) cases were transferred in November 2014: Atlantic to Bergen = 8,935; Atlantic to Middlesex = 4,070.

CIVIL BACKLOG BY CASETYPE JUNE 2018 GLOUCESTER

	Total Backlog	% chg
Jun 16	195	
Jun 17	223	14%
Jun 18	214	-4%



1) Casetypes with the state's largest backlogs are highlighted.

2) Some Multicounty Litigation (MCL) cases were transferred in November 2014: Atlantic to Bergen = 8,935; Atlantic to Middlesex = 4,070.

CIVIL CASELOAD SUMMARY BY CASETYPE
JULY 2017 - JUNE 2018
HUDSON

	Filings			Resolutions			Clearance		Backlog			Backlog Percent		Backlog Per 100 Monthly Filings		Active Pending		
	Jul 2016 to Jun 2017	Jul 2017 to Jun 2018	percent change	Jul 2016 to Jun 2017	Jul 2017 to Jun 2018	percent change	Jul 2017 - Jun 2018		Jun 2017	Jun 2018	percent change	Jun 2017	Jun 2018	Jun 2017	Jun 2018	Jun 2017	Jun 2018	percent change
	number	percent																
Act on Neg Inst	13	9	-31%	19	9	-53%	0	100%	2	2	0%	25%	33%	185	267	8	6	-25%
Asbestos	0	0	0%	0	0	0%	0	100%	0	0	0%	0%	0%	0	0	0	0	0%
Assault & Bat	12	13	8%	14	15	7%	2	115%	5	3	-40%	25%	13%	500	277	20	23	15%
Auto - Pers Inj	2,298	2,294	0%	2,161	2,335	8%	41	102%	336	300	-11%	13%	11%	175	157	2,678	2,639	-1%
Auto - Property	32	35	9%	31	32	3%	-3	91%	3	1	-67%	11%	3%	113	34	27	30	11%
Book Account	559	476	-15%	559	535	-4%	59	112%	8	14	75%	3%	6%	17	35	294	233	-21%
Civil Rights	31	25	-19%	37	31	-16%	6	124%	4	2	-50%	12%	7%	155	96	34	30	-12%
Complex Comme	16	15	-6%	11	20	82%	5	133%	9	5	-44%	32%	21%	675	400	28	24	-14%
Condemnation	7	13	86%	5	8	60%	-5	62%	0	1		0%	10%	0	92	6	10	67%
Construction	48	50	4%	47	61	30%	11	122%	13	3	-77%	24%	8%	325	72	55	40	-27%
Contract/Comme	491	616	25%	511	566	11%	-50	92%	28	25	-11%	8%	6%	68	49	359	416	16%
Employment	34	30	-12%	23	29	26%	-1	97%	0	2		0%	7%	0	80	28	28	0%
Lieu of P. Writ	41	43	5%	44	44	0%	1	102%	7	3	-57%	27%	12%	205	84	26	26	0%
Medical Malprac	46	52	13%	57	44	-23%	-8	85%	6	16	167%	7%	17%	157	369	86	94	9%
Name Change	253	253	0%	256	256	0%	3	101%	0	0	0%	0%	0%	0	0	37	35	-5%
Other Insurance	47	54	15%	38	66	74%	12	122%	7	4	-43%	18%	15%	179	89	38	27	-29%
Other MCL	0	0	0%	0	0	0%	0	100%	0	0	0%	0%	0%	0	0	0	0	0%
Other Track 1	284	231	-19%	255	252	-1%	21	109%	13	10	-23%	11%	12%	55	52	115	85	-26%
Other Track 3	133	112	-16%	113	128	13%	16	114%	7	11	57%	5%	9%	63	118	136	123	-10%
Other Track 4	13	17	31%	26	20	-23%	3	118%	6	3	-50%	24%	13%	554	212	25	23	-8%
Personal Injury	1,011	937	-7%	1,114	1,050	-6%	113	112%	182	160	-12%	14%	14%	216	205	1,290	1,177	-9%
Prod Liability	10	14	40%	12	15	25%	1	107%	2	1	-50%	12%	6%	240	86	17	17	0%
Prof Malpractic	21	25	19%	39	27	-31%	2	108%	3	7	133%	8%	16%	171	336	39	43	10%
PIP Coverage	8	32	300%	8	23	188%	-9	72%	0	1		0%	7%	0	38	6	14	133%
Real Property	47	46	-2%	43	45	5%	-1	98%	2	6	200%	7%	23%	51	157	28	26	-7%
Tort Other	148	132	-11%	154	142	-8%	10	108%	14	12	-14%	11%	10%	114	109	132	118	-11%
Toxic Tort	0	0	0%	2	2	0%	2	100%	1	0	-100%	50%	0%	0	0	2	0	-100%
UM/UIM Bod Inj	100	103	3%	104	114	10%	11	111%	19	11	-42%	15%	10%	228	128	125	115	-8%
Total	5,703	5,627	-1%	5,683	5,869	3%	242	104%	677	603	-11%	12%	11%	142	129	5,639	5,402	-4%

NOTE: Some Multicounty Litigation (MCL) cases were transferred in November 2014: Atlantic to Bergen = 8,935; Atlantic to Middlesex = 4,070.

CIVIL BACKLOG SUMMARY BY CASETYPE

JUNE 2018

HUDSON

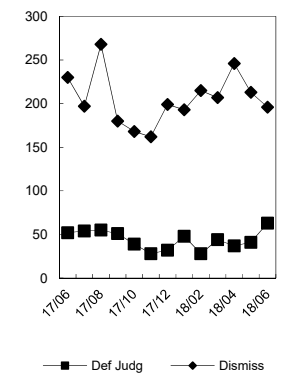
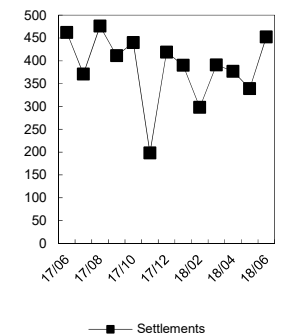
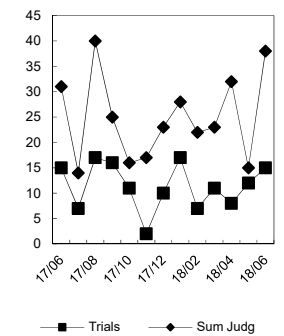
	Cases in Backlog															
	Track 1					Track 2				Track 3			Track 4			Total Backlog
	12 to 18 months	18 to 24 months	24 to 36 months	over 36 months	Total Track 1	18 to 24 months	24 to 36 months	over 36 months	Total Track 2	24 to 36 months	over 36 months	Total Track 3	24 to 36 months	over 36 months	Total Track 4	
Act on Neg Inst	1	0	1	0	2	0	0	0	0	0	0	0	0	0	0	2
Asbestos	0	0	0	0	0	0	0	0	0	0	0	0	0	0	0	0
Assault & Bat	0	0	0	0	0	0	0	0	0	3	0	3	0	0	0	3
Auto - Pers Inj	0	0	0	0	0	244	54	2	300	0	0	0	0	0	0	300
Auto - Property	0	0	0	0	0	0	1	0	1	0	0	0	0	0	0	1
Book Account	9	5	0	0	14	0	0	0	0	0	0	0	0	0	0	14
Civil Rights	0	0	0	0	0	0	0	0	0	2	0	2	0	0	0	2
Complex Comme	0	0	0	0	0	0	0	0	0	0	0	0	1	4	5	5
Condemnation	0	0	0	0	0	0	0	0	0	1	0	1	0	0	0	1
Construction	0	0	0	0	0	2	1	0	3	0	0	0	0	0	0	3
Contract/Comme	0	0	0	0	0	19	4	2	25	0	0	0	0	0	0	25
Employment	0	0	0	0	0	1	1	0	2	0	0	0	0	0	0	2
Lieu of P. Writ	0	0	0	0	0	0	0	0	0	0	0	0	0	3	3	3
Medical Malprac	0	0	0	0	0	0	0	0	0	16	0	16	0	0	0	16
Name Change	0	0	0	0	0	0	0	0	0	0	0	0	0	0	0	0
Other Insurance	2	1	0	1	4	0	0	0	0	0	0	0	0	0	0	4
Other MCL	0	0	0	0	0	0	0	0	0	0	0	0	0	0	0	0
Other Track 1	4	5	1	0	10	0	0	0	0	0	0	0	0	0	0	10
Other Track 3	0	0	0	0	0	0	0	0	0	9	2	11	0	0	0	11
Other Track 4	0	0	0	0	0	0	0	0	0	0	0	0	2	1	3	3
Personal Injury	0	0	0	0	0	125	34	1	160	0	0	0	0	0	0	160
Prod Liability	0	0	0	0	0	0	0	0	0	1	0	1	0	0	0	1
Prof Malpractic	0	0	0	0	0	0	0	0	0	6	1	7	0	0	0	7
PIP Coverage	1	0	0	0	1	0	0	0	0	0	0	0	0	0	0	1
Real Property	6	0	0	0	6	0	0	0	0	0	0	0	0	0	0	6
Tort Other	0	0	0	0	0	6	5	1	12	0	0	0	0	0	0	12
Toxic Tort	0	0	0	0	0	0	0	0	0	0	0	0	0	0	0	0
UM/UIM Bod Inj	0	0	0	0	0	9	2	0	11	0	0	0	0	0	0	11
Total	23	11	2	1	37	406	102	6	514	38	3	41	3	8	11	603

NOTE: Some Multicounty Litigation (MCL) cases were transferred in November 2014: Atlantic to Bergen = 8,935; Atlantic to Middlesex = 4,070.

CIVIL RESOLUTION SUMMARY BY CASETYPE
JULY 2017 - JUNE 2018
HUDSON

	Trial			Summary					Total	Percent resolved by					
	Jury	Nonjury	Total	Judgment	Settlement	Default Judgment	Dismiss	Other		Trial	Sum Jud	Settle	Default J	Dismiss	Other
Act on Neg Inst	0	0	0	0	4	2	3	0	9	0%	0%	44%	22%	33%	0%
Asbestos	0	0	0	0	0	0	0	0	0	0%	0%	0%	0%	0%	0%
Assault & Bat	0	0	0	2	8	0	5	0	15	0%	13%	53%	0%	33%	0%
Auto - Pers Inj	43	2	45	25	1,542	17	636	70	2,335	2%	1%	66%	1%	27%	3%
Auto - Property	0	0	0	0	16	7	9	0	32	0%	0%	50%	22%	28%	0%
Book Account	0	1	1	10	142	169	205	8	535	0%	2%	27%	32%	38%	1%
Civil Rights	0	0	0	1	11	0	15	4	31	0%	3%	35%	0%	48%	13%
Complex Commer	0	3	3	0	9	2	3	3	20	15%	0%	45%	10%	15%	15%
Condemnation	0	0	0	0	4	0	3	1	8	0%	0%	50%	0%	38%	13%
Construction	3	0	3	3	23	5	27	0	61	5%	5%	38%	8%	44%	0%
Contract/Commer	3	9	12	8	200	108	210	28	566	2%	1%	35%	19%	37%	5%
Employment	0	0	0	1	14	1	12	1	29	0%	3%	48%	3%	41%	3%
Lieu of P. Writ	0	12	12	7	12	0	8	5	44	27%	16%	27%	0%	18%	11%
Medical Malprac	0	0	0	5	22	0	13	4	44	0%	11%	50%	0%	30%	9%
Name Change	0	0	0	0	0	0	6	250	256	0%	0%	0%	0%	2%	98%
Other Insurance	0	0	0	4	28	9	20	5	66	0%	6%	42%	14%	30%	8%
Other MCL	0	0	0	0	0	0	0	0	0	0%	0%	0%	0%	0%	0%
Other Track 1	2	3	5	6	100	22	46	73	252	2%	2%	40%	9%	18%	29%
Other Track 3	3	1	4	3	74	0	30	17	128	3%	2%	58%	0%	23%	13%
Other Track 4	0	0	0	2	7	2	8	1	20	0%	10%	35%	10%	40%	5%
Personal Injury	15	3	18	33	698	14	237	50	1,050	2%	3%	66%	1%	23%	5%
Prod Liability	0	0	0	0	8	0	4	3	15	0%	0%	53%	0%	27%	20%
Prof Malpractic	0	0	0	0	20	1	6	0	27	0%	0%	74%	4%	22%	0%
PIP Coverage	0	0	0	0	14	1	3	5	23	0%	0%	61%	4%	13%	22%
Real Property	1	1	2	0	15	8	17	3	45	4%	0%	33%	18%	38%	7%
Tort Other	1	5	6	5	58	11	54	8	142	4%	4%	41%	8%	38%	6%
Toxic Tort	0	0	0	0	2	0	0	0	2	0%	0%	100%	0%	0%	0%
UM/UIM Bod Inj	3	0	3	2	77	0	31	1	114	3%	2%	68%	0%	27%	1%
Total	74	40	114	117	3,108	379	1,611	540	5,869	2%	2%	53%	6%	27%	9%

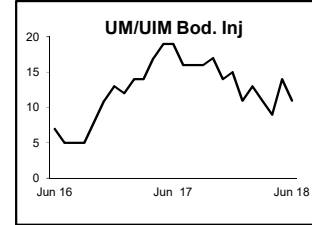
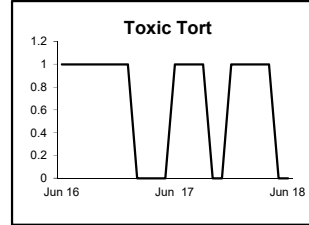
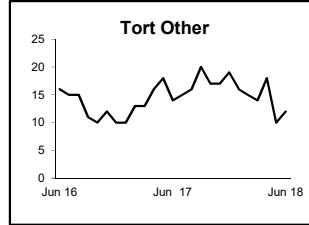
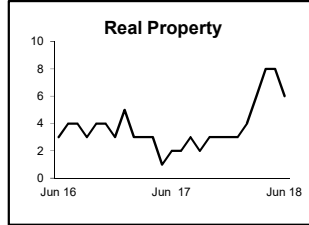
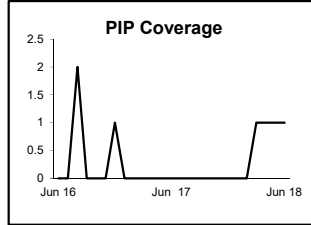
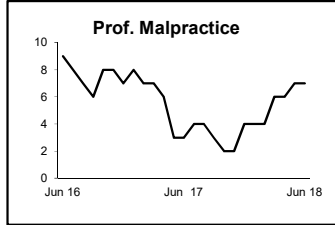
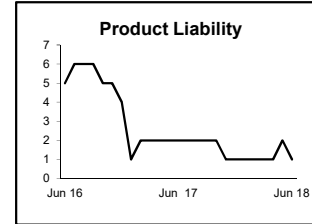
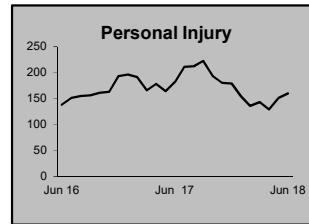
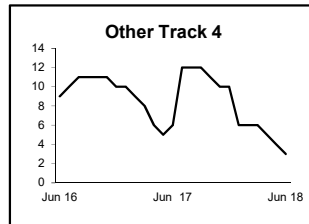
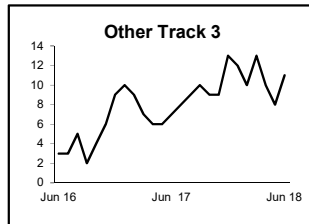
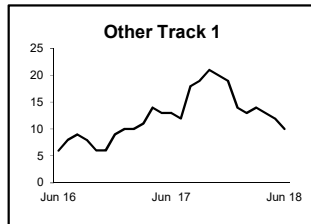
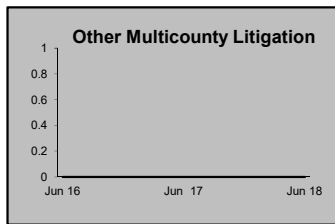
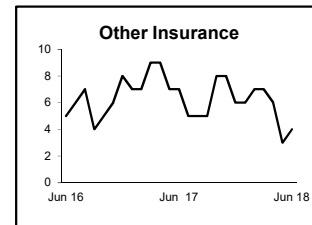
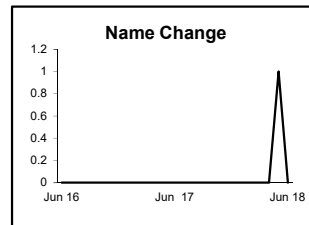
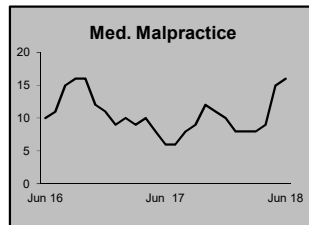
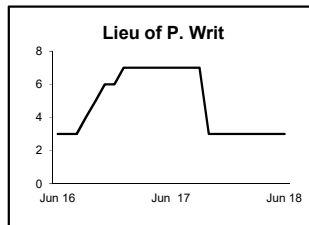
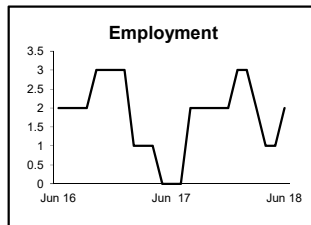
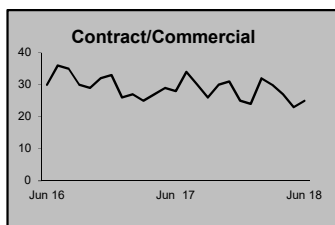
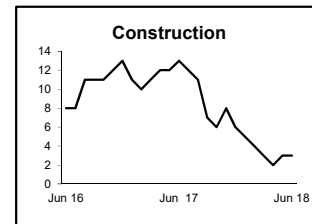
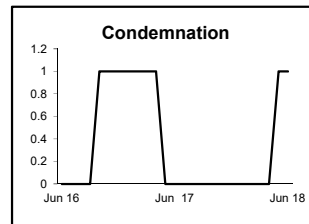
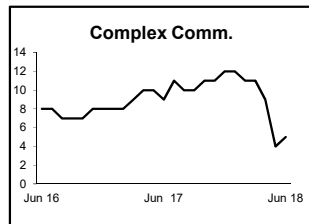
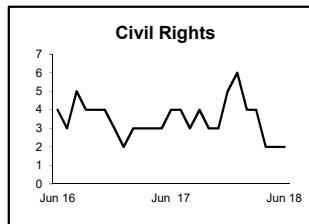
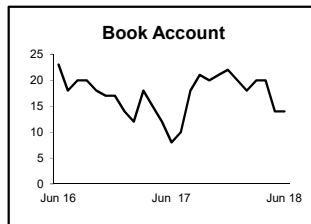
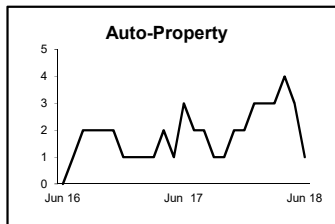
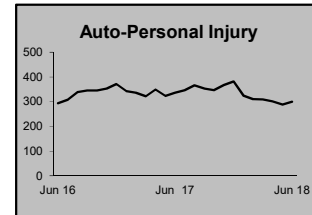
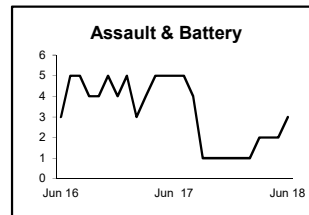
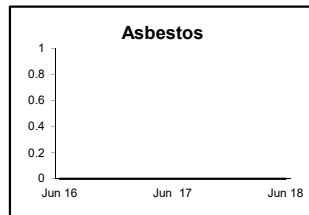
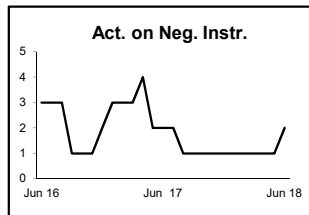
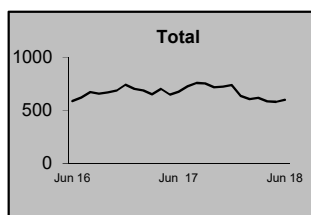
Monthly Resolutions



NOTE: Some Multicounty Litigation (MCL) cases were transferred in November 2014: Atlantic to Bergen = 8,935; Atlantic to Middlesex = 4,070.

**CIVIL BACKLOG BY CASETYPE
JUNE 2018
HUDSON**

	Total	Backlog	% chg
Jun 16		590	
Jun 17		677	15%
Jun 18		603	-11%



1) Casetypes with the state's largest backlogs are highlighted.

2) Some Multicounty Litigation (MCL) cases were transferred in November 2014: Atlantic to Bergen = 8,935; Atlantic to Middlesex = 4,070.

CIVIL CASELOAD SUMMARY BY CASETYPE
JULY 2017 - JUNE 2018
HUNTERDON

	Filings			Resolutions			Clearance		Backlog			Backlog Percent		Backlog Per 100 Monthly Filings		Active Pending		
	Jul 2016 to Jun 2017	Jul 2017 to Jun 2018	percent change	Jul 2016 to Jun 2017	Jul 2017 to Jun 2018	percent change	Jul 2017 - Jun 2018		Jun 2017	Jun 2018	percent change	Jun 2017	Jun 2018	Jun 2017	Jun 2018	Jun 2017	Jun 2018	percent change
	number	percent																
Act on Neg Inst	7	2	-71%	9	3	-67%	1	150%	0	0	0%	0%	0%	0	0	2	1	-50%
Asbestos	0	0	0%	0	0	0%	0	100%	0	0	0%	0%	0%	0	0	0	0	0%
Assault & Bat	1	1	0%	0	0	0%	-1	0%	0	0	0%	0%	0%	0	0	1	2	100%
Auto - Pers Inj	73	68	-7%	59	79	34%	11	116%	17	11	-35%	18%	14%	279	194	92	81	-12%
Auto - Property	5	4	-20%	9	4	-56%	0	100%	0	0	0%	0%	0%	0	0	2	2	0%
Book Account	127	78	-39%	137	99	-28%	21	127%	0	0	0%	0%	0%	0	0	59	37	-37%
Civil Rights	4	6	50%	6	5	-17%	-1	83%	0	0	0%	0%	0%	0	0	1	2	100%
Complex Comme	2	0	-100%	3	3	0%	3	100%	3	0	-100%	100%	0%	1,800	0	3	0	-100%
Condemnation	0	0	0%	1	0	-100%	0	100%	0	0	0%	0%	0%	0	0	0	0	0%
Construction	6	4	-33%	6	5	-17%	1	125%	2	2	0%	33%	40%	400	600	6	5	-17%
Contract/Comme	79	90	14%	83	97	17%	7	108%	0	2		0%	4%	0	27	61	54	-11%
Employment	3	0	-100%	3	2	-33%	2	100%	0	0	0%	0%	0%	0	0	2	0	-100%
Lieu of P. Writ	15	5	-67%	13	5	-62%	0	100%	1	1	0%	14%	17%	80	240	7	6	-14%
Medical Malprac	6	8	33%	13	7	-46%	-1	88%	3	3	0%	25%	23%	600	450	12	13	8%
Name Change	45	39	-13%	49	36	-27%	-3	92%	0	0	0%	0%	0%	0	0	0	4	
Other Insurance	6	8	33%	6	4	-33%	-4	50%	0	0	0%	0%	0%	0	0	3	5	67%
Other MCL	0	0	0%	0	0	0%	0	100%	0	0	0%	0%	0%	0	0	0	0	0%
Other Track 1	73	43	-41%	70	48	-31%	5	112%	0	0	0%	0%	0%	0	0	22	14	-36%
Other Track 3	17	13	-24%	22	14	-36%	1	108%	0	2		0%	13%	0	185	16	15	-6%
Other Track 4	3	4	33%	7	15	114%	11	375%	2	7	250%	10%	70%	800	2,100	21	10	-52%
Personal Injury	50	50	0%	72	61	-15%	11	122%	9	7	-22%	13%	12%	216	168	69	59	-14%
Prod Liability	1	4	300%	3	2	-33%	-2	50%	0	1		0%	25%	0	300	1	4	300%
Prof Malpractic	1	3	200%	7	6	-14%	3	200%	1	1	0%	17%	14%	1,200	400	6	7	17%
PIP Coverage	2	1	-50%	1	1	0%	0	100%	0	0	0%	0%	0%	0	0	1	1	0%
Real Property	7	3	-57%	8	0	-100%	-3	0%	0	0	0%	0%	0%	0	0	1	3	200%
Tort Other	18	11	-39%	23	20	-13%	9	182%	4	2	-50%	25%	25%	267	218	16	8	-50%
Toxic Tort	0	1		1	1	0%	0	100%	0	0	0%	0%	0%	0	0	0	0	0%
UM/UIM Bod Inj	6	5	-17%	3	3	0%	-2	60%	0	0	0%	0%	0%	0	0	6	8	33%
Total	557	451	-19%	614	520	-15%	69	115%	42	39	-7%	10%	11%	90	104	410	341	-17%

NOTE: Some Multicounty Litigation (MCL) cases were transferred in November 2014: Atlantic to Bergen = 8,935; Atlantic to Middlesex = 4,070.

CIVIL BACKLOG SUMMARY BY CASETYPE

JUNE 2018

HUNTERDON

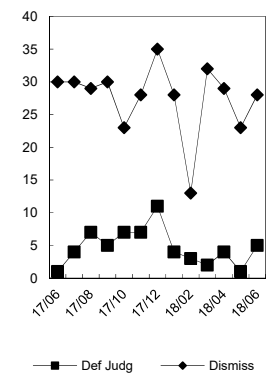
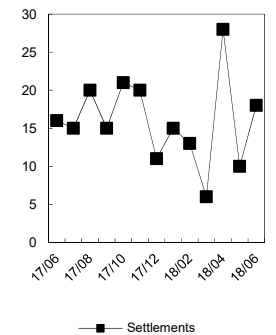
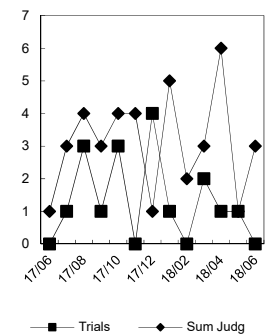
	Cases in Backlog															
	Track 1					Track 2				Track 3			Track 4			Total Backlog
	12 to 18 months	18 to 24 months	24 to 36 months	over 36 months	Total Track 1	18 to 24 months	24 to 36 months	over 36 months	Total Track 2	24 to 36 months	over 36 months	Total Track 3	24 to 36 months	over 36 months	Total Track 4	
Act on Neg Inst	0	0	0	0	0	0	0	0	0	0	0	0	0	0	0	0
Asbestos	0	0	0	0	0	0	0	0	0	0	0	0	0	0	0	0
Assault & Bat	0	0	0	0	0	0	0	0	0	0	0	0	0	0	0	0
Auto - Pers Inj	0	0	0	0	0	9	2	0	11	0	0	0	0	0	0	11
Auto - Property	0	0	0	0	0	0	0	0	0	0	0	0	0	0	0	0
Book Account	0	0	0	0	0	0	0	0	0	0	0	0	0	0	0	0
Civil Rights	0	0	0	0	0	0	0	0	0	0	0	0	0	0	0	0
Complex Comme	0	0	0	0	0	0	0	0	0	0	0	0	0	0	0	0
Condemnation	0	0	0	0	0	0	0	0	0	0	0	0	0	0	0	0
Construction	0	0	0	0	0	1	0	1	2	0	0	0	0	0	0	2
Contract/Comme	0	0	0	0	0	2	0	0	2	0	0	0	0	0	0	2
Employment	0	0	0	0	0	0	0	0	0	0	0	0	0	0	0	0
Lieu of P. Writ	0	0	0	0	0	0	0	0	0	0	0	0	0	1	1	1
Medical Malprac	0	0	0	0	0	0	0	0	0	3	0	3	0	0	0	3
Name Change	0	0	0	0	0	0	0	0	0	0	0	0	0	0	0	0
Other Insurance	0	0	0	0	0	0	0	0	0	0	0	0	0	0	0	0
Other MCL	0	0	0	0	0	0	0	0	0	0	0	0	0	0	0	0
Other Track 1	0	0	0	0	0	0	0	0	0	0	0	0	0	0	0	0
Other Track 3	0	0	0	0	0	0	0	0	0	2	0	2	0	0	0	2
Other Track 4	0	0	0	0	0	0	0	0	0	0	0	0	7	0	7	7
Personal Injury	0	0	0	0	0	4	3	0	7	0	0	0	0	0	0	7
Prod Liability	0	0	0	0	0	0	0	0	0	0	1	1	0	0	0	1
Prof Malpractic	0	0	0	0	0	0	0	0	0	1	0	1	0	0	0	1
PIP Coverage	0	0	0	0	0	0	0	0	0	0	0	0	0	0	0	0
Real Property	0	0	0	0	0	0	0	0	0	0	0	0	0	0	0	0
Tort Other	0	0	0	0	0	1	1	0	2	0	0	0	0	0	0	2
Toxic Tort	0	0	0	0	0	0	0	0	0	0	0	0	0	0	0	0
UM/UIIM Bod Inj	0	0	0	0	0	0	0	0	0	0	0	0	0	0	0	0
Total	0	0	0	0	0	17	6	1	24	6	1	7	7	1	8	39

NOTE: Some Multicounty Litigation (MCL) cases were transferred in November 2014: Atlantic to Bergen = 8,935; Atlantic to Middlesex = 4,070.

CIVIL RESOLUTION SUMMARY BY CASETYPE
JULY 2017 - JUNE 2018
HUNTERDON

	Trial			Summary					Total	Percent resolved by					
	Jury	Nonjury	Total	Judgment	Settlement	Default Judgment	Dismiss	Other		Trial	Sum Jud	Settle	Default J	Dismiss	Other
Act on Neg Inst	0	0	0	1	0	1	1	0	3	0%	33%	0%	33%	33%	0%
Asbestos	0	0	0	0	0	0	0	0	0	0%	0%	0%	0%	0%	0%
Assault & Bat	0	0	0	0	0	0	0	0	0	0%	0%	0%	0%	0%	0%
Auto - Pers Inj	1	0	1	0	41	0	35	2	79	1%	0%	52%	0%	44%	3%
Auto - Property	0	0	0	0	2	0	1	1	4	0%	0%	50%	0%	25%	25%
Book Account	0	1	1	4	20	29	45	0	99	1%	4%	20%	29%	45%	0%
Civil Rights	0	0	0	1	0	0	4	0	5	0%	20%	0%	0%	80%	0%
Complex Commer	0	0	0	0	1	0	2	0	3	0%	0%	33%	0%	67%	0%
Condemnation	0	0	0	0	0	0	0	0	0	0%	0%	0%	0%	0%	0%
Construction	0	0	0	0	1	0	4	0	5	0%	0%	20%	0%	80%	0%
Contract/Commer	1	0	1	1	21	18	52	4	97	1%	1%	22%	19%	54%	4%
Employment	0	0	0	0	0	0	1	1	2	0%	0%	0%	0%	50%	50%
Lieu of P. Writ	0	0	0	0	1	0	4	0	5	0%	0%	20%	0%	80%	0%
Medical Malprac	0	0	0	0	4	0	3	0	7	0%	0%	57%	0%	43%	0%
Name Change	0	0	0	0	0	0	4	32	36	0%	0%	0%	0%	11%	89%
Other Insurance	0	0	0	0	0	0	4	0	4	0%	0%	0%	0%	100%	0%
Other MCL	0	0	0	0	0	0	0	0	0	0%	0%	0%	0%	0%	0%
Other Track 1	0	0	0	0	10	0	36	2	48	0%	0%	21%	0%	75%	4%
Other Track 3	0	0	0	0	4	0	9	1	14	0%	0%	29%	0%	64%	7%
Other Track 4	0	0	0	0	8	1	3	3	15	0%	0%	53%	7%	20%	20%
Personal Injury	1	0	1	0	30	1	26	3	61	2%	0%	49%	2%	43%	5%
Prod Liability	0	0	0	0	1	0	1	0	2	0%	0%	50%	0%	50%	0%
Prof Malpractic	0	0	0	0	1	0	5	0	6	0%	0%	17%	0%	83%	0%
PIP Coverage	0	0	0	0	0	0	1	0	1	0%	0%	0%	0%	100%	0%
Real Property	0	0	0	0	0	0	0	0	0	0%	0%	0%	0%	0%	0%
Tort Other	0	1	1	1	8	0	9	1	20	5%	5%	40%	0%	45%	5%
Toxic Tort	0	0	0	0	0	0	1	0	1	0%	0%	0%	0%	100%	0%
UM/UIM Bod Inj	0	0	0	0	2	0	1	0	3	0%	0%	67%	0%	33%	0%
Total	3	2	5	8	155	50	252	50	520	1%	2%	30%	10%	48%	10%

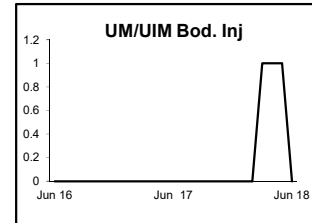
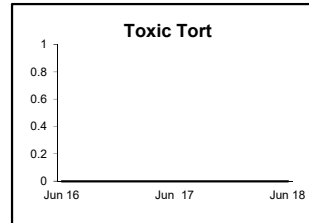
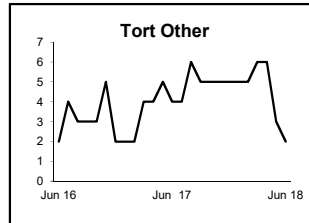
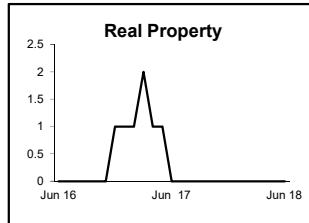
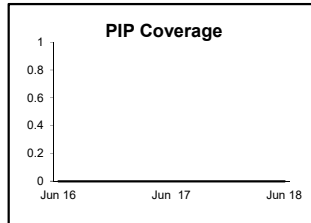
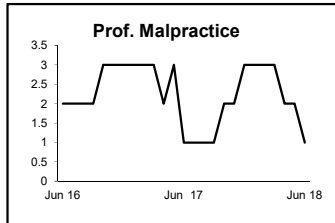
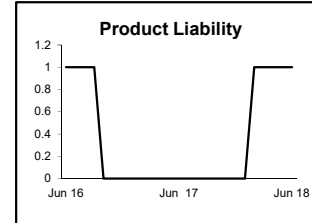
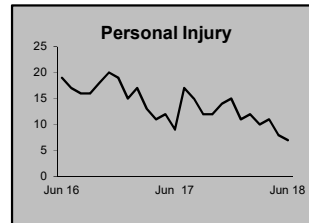
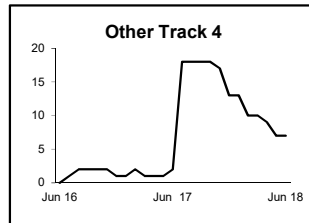
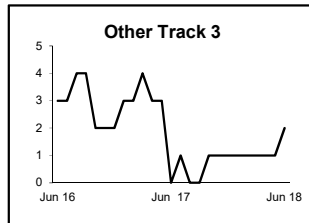
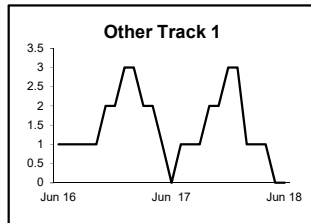
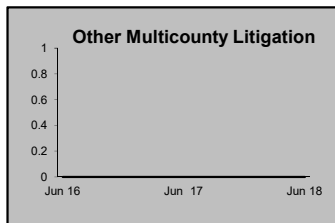
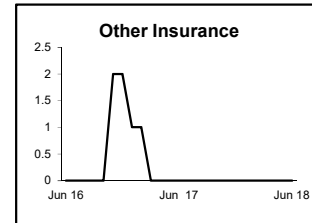
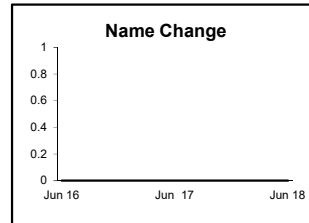
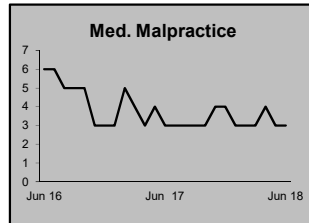
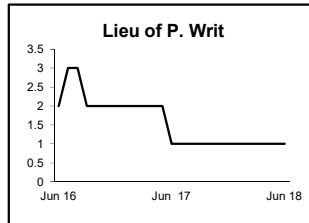
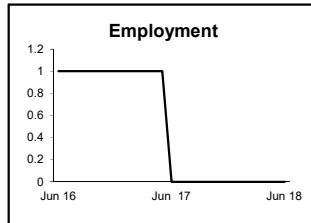
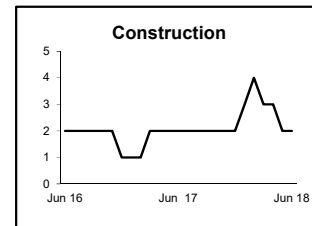
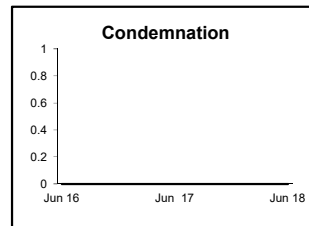
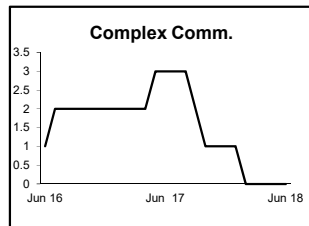
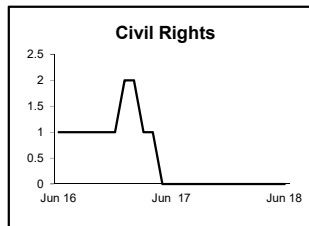
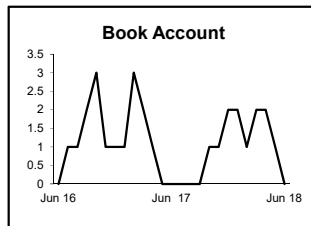
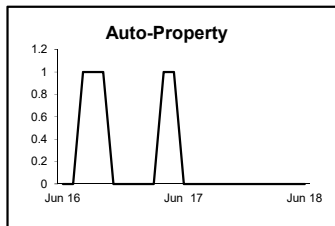
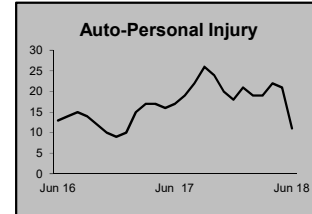
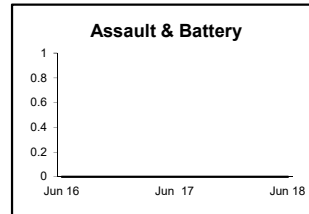
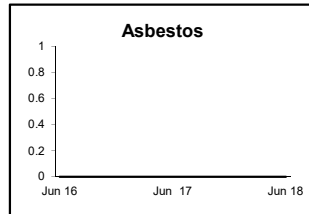
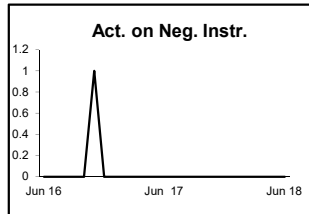
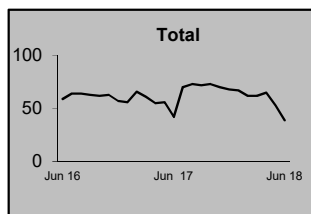
Monthly Resolutions



NOTE: Some Multicounty Litigation (MCL) cases were transferred in November 2014: Atlantic to Bergen = 8,935; Atlantic to Middlesex = 4,070.

**CIVIL BACKLOG BY CASETYPE
JUNE 2018
HUNTERDON**

	Total	Backlog	% chg
Jun 16		59	
Jun 17		42	-29%
Jun 18		39	-7%



1) Casetypes with the state's largest backlogs are highlighted.

2) Some Multicounty Litigation (MCL) cases were transferred in November 2014: Atlantic to Bergen = 8,935; Atlantic to Middlesex = 4,070.

CIVIL CASELOAD SUMMARY BY CASETYPE
JULY 2017 - JUNE 2018
MERCER

	Filings			Resolutions			Clearance		Backlog			Backlog Percent		Backlog Per 100 Monthly Filings		Active Pending		
	Jul 2016 to Jun 2017	Jul 2017 to Jun 2018	percent change	Jul 2016 to Jun 2017	Jul 2017 to Jun 2018	percent change	Jul 2017 - Jun 2018		Jun 2017	Jun 2018	percent change	Jun 2017	Jun 2018	Jun 2017	Jun 2018	Jun 2017	Jun 2018	percent change
	number	percent																
Act on Neg Inst	14	3	-79%	13	12	-8%	9	400%	0	0	0%	0%	0%	0	0	9	0	-100%
Asbestos	1	0	-100%	1	0	-100%	0	100%	0	0	0%	0%	0%	0	0	0	0	0%
Assault & Bat	4	4	0%	5	2	-60%	-2	50%	3	3	0%	43%	30%	900	900	7	10	43%
Auto - Pers Inj	942	909	-4%	930	934	0%	25	103%	226	222	-2%	19%	19%	288	293	1,206	1,192	-1%
Auto - Property	29	34	17%	35	28	-20%	-6	82%	3	2	-33%	14%	8%	124	71	21	26	24%
Book Account	457	314	-31%	429	401	-7%	87	128%	12	3	-75%	5%	2%	32	11	222	136	-39%
Civil Rights	22	49	123%	31	32	3%	-17	65%	9	5	-44%	33%	13%	491	122	27	40	48%
Complex Comme	10	8	-20%	16	10	-38%	2	125%	7	7	0%	44%	39%	840	1,050	16	18	13%
Condemnation	9	8	-11%	4	4	0%	-4	50%	0	0	0%	0%	0%	0	0	7	12	71%
Construction	24	21	-13%	19	25	32%	4	119%	7	5	-29%	27%	26%	350	286	26	19	-27%
Contract/Comme	232	375	62%	261	280	7%	-95	75%	16	13	-19%	10%	5%	83	42	156	255	63%
Employment	11	13	18%	18	9	-50%	-4	69%	3	3	0%	27%	23%	327	277	11	13	18%
Lieu of P. Writ	22	22	0%	15	28	87%	6	127%	3	0	-100%	19%	0%	164	0	16	14	-13%
Medical Malprac	47	40	-15%	45	53	18%	13	133%	24	19	-21%	26%	23%	613	570	94	81	-14%
Name Change	112	143	28%	114	143	25%	0	100%	0	0	0%	0%	0%	0	0	20	20	0%
Other Insurance	35	44	26%	36	41	14%	-3	93%	10	4	-60%	29%	13%	343	109	34	31	-9%
Other MCL	0	0	0%	0	0	0%	0	100%	0	0	0%	0%	0%	0	0	0	0	0%
Other Track 1	259	207	-20%	218	232	6%	25	112%	3	3	0%	2%	4%	14	17	123	73	-41%
Other Track 3	91	111	22%	83	106	28%	-5	95%	26	22	-15%	20%	16%	343	238	131	137	5%
Other Track 4	14	10	-29%	24	14	-42%	4	140%	16	26	63%	41%	68%	1,371	3,120	39	38	-3%
Personal Injury	409	439	7%	423	471	11%	32	107%	144	116	-19%	25%	22%	422	317	580	539	-7%
Prod Liability	12	19	58%	13	12	-8%	-7	63%	1	2	100%	6%	9%	100	126	16	23	44%
Prof Malpractic	42	35	-17%	41	40	-2%	5	114%	11	9	-18%	21%	14%	314	309	53	63	19%
PIP Coverage	10	9	-10%	5	14	180%	5	156%	1	1	0%	11%	25%	120	133	9	4	-56%
Real Property	15	13	-13%	17	21	24%	8	162%	4	0	-100%	36%	0%	320	0	11	3	-73%
Tort Other	74	85	15%	70	77	10%	-8	91%	13	10	-23%	17%	12%	211	141	75	85	13%
Toxic Tort	3	0	-100%	2	1	-50%	1	100%	0	1		0%	50%	0		4	2	-50%
UM/UIM Bod Inj	58	58	0%	72	60	-17%	2	103%	10	11	10%	15%	15%	207	228	67	71	6%
Total	2,958	2,973	1%	2,940	3,050	4%	77	103%	552	487	-12%	19%	17%	224	197	2,980	2,905	-3%

NOTE: Some Multicounty Litigation (MCL) cases were transferred in November 2014: Atlantic to Bergen = 8,935; Atlantic to Middlesex = 4,070.

CIVIL BACKLOG SUMMARY BY CASETYPE

JUNE 2018

MERCER

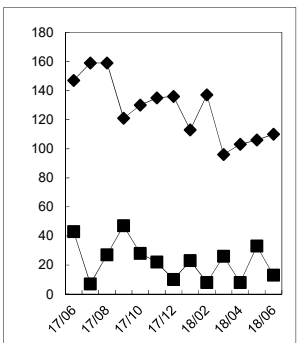
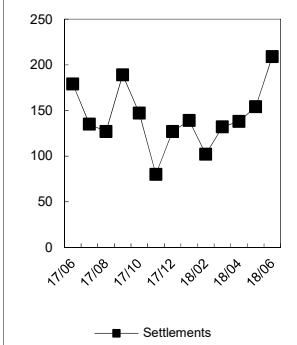
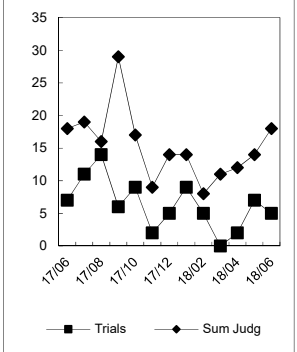
	Cases in Backlog															
	Track 1					Track 2				Track 3			Track 4			Total Backlog
	12 to 18 months	18 to 24 months	24 to 36 months	over 36 months	Total Track 1	18 to 24 months	24 to 36 months	over 36 months	Total Track 2	24 to 36 months	over 36 months	Total Track 3	24 to 36 months	over 36 months	Total Track 4	
Act on Neg Inst	0	0	0	0	0	0	0	0	0	0	0	0	0	0	0	0
Asbestos	0	0	0	0	0	0	0	0	0	0	0	0	0	0	0	0
Assault & Bat	0	0	0	0	0	0	0	0	0	1	2	3	0	0	0	3
Auto - Pers Inj	0	0	0	0	0	128	76	18	222	0	0	0	0	0	0	222
Auto - Property	0	0	0	0	0	1	0	1	2	0	0	0	0	0	0	2
Book Account	3	0	0	0	3	0	0	0	0	0	0	0	0	0	0	3
Civil Rights	0	0	0	0	0	0	0	0	0	1	4	5	0	0	0	5
Complex Comme	0	0	0	0	0	0	0	0	0	0	0	0	3	4	7	7
Condemnation	0	0	0	0	0	0	0	0	0	0	0	0	0	0	0	0
Construction	0	0	0	0	0	1	2	2	5	0	0	0	0	0	0	5
Contract/Comme	0	0	0	0	0	6	3	1	10	0	0	0	0	3	3	13
Employment	0	0	0	0	0	1	2	0	3	0	0	0	0	0	0	3
Lieu of P. Writ	0	0	0	0	0	0	0	0	0	0	0	0	0	0	0	0
Medical Malprac	0	0	0	0	0	0	0	0	0	18	1	19	0	0	0	19
Name Change	0	0	0	0	0	0	0	0	0	0	0	0	0	0	0	0
Other Insurance	2	0	1	0	3	0	0	0	0	0	0	0	0	1	1	4
Other MCL	0	0	0	0	0	0	0	0	0	0	0	0	0	0	0	0
Other Track 1	2	1	0	0	3	0	0	0	0	0	0	0	0	0	0	3
Other Track 3	0	0	0	0	0	0	0	0	0	13	9	22	0	0	0	22
Other Track 4	0	0	0	0	0	0	0	0	0	0	0	0	8	18	26	26
Personal Injury	0	0	0	0	0	56	44	15	115	0	0	0	0	1	1	116
Prod Liability	0	0	0	0	0	0	0	0	0	2	0	2	0	0	0	2
Prof Malpractic	0	0	0	0	0	0	0	0	0	7	2	9	0	0	0	9
PIP Coverage	1	0	0	0	1	0	0	0	0	0	0	0	0	0	0	1
Real Property	0	0	0	0	0	0	0	0	0	0	0	0	0	0	0	0
Tort Other	0	0	0	0	0	3	5	2	10	0	0	0	0	0	0	10
Toxic Tort	0	0	0	0	0	0	0	0	0	1	0	1	0	0	0	1
UM/UIM Bod Inj	0	0	0	0	0	9	2	0	11	0	0	0	0	0	0	11
Total	8	1	1	0	10	205	134	39	378	43	18	61	11	27	38	487

NOTE: Some Multicounty Litigation (MCL) cases were transferred in November 2014: Atlantic to Bergen = 8,935; Atlantic to Middlesex = 4,070.

CIVIL RESOLUTION SUMMARY BY CASETYPE
JULY 2017 - JUNE 2018
MERCER

	Trial			Summary					Total	Percent resolved by					
	Jury	Nonjury	Total	Judgment	Settlement	Default Judgment	Dismiss	Other		Trial	Sum Jud	Settle	Default J	Dismiss	Other
Act on Neg Inst	0	0	0	0	5	0	7	0	12	0%	0%	42%	0%	58%	0%
Asbestos	0	0	0	0	0	0	0	0	0	0%	0%	0%	0%	0%	0%
Assault & Bat	0	0	0	0	0	0	2	0	2	0%	0%	0%	0%	100%	0%
Auto - Pers Inj	26	0	26	10	556	7	289	46	934	3%	1%	60%	1%	31%	5%
Auto - Property	0	0	0	0	10	7	9	2	28	0%	0%	36%	25%	32%	7%
Book Account	2	0	2	8	110	134	141	6	401	0%	2%	27%	33%	35%	1%
Civil Rights	0	0	0	1	4	0	21	6	32	0%	3%	13%	0%	66%	19%
Complex Commer	0	0	0	1	4	0	2	3	10	0%	10%	40%	0%	20%	30%
Condemnation	0	0	0	0	0	0	4	0	4	0%	0%	0%	0%	100%	0%
Construction	0	0	0	0	8	3	12	2	25	0%	0%	32%	12%	48%	8%
Contract/Commer	3	4	7	11	75	67	103	17	280	3%	4%	27%	24%	37%	6%
Employment	0	0	0	0	2	0	5	2	9	0%	0%	22%	0%	56%	22%
Lieu of P. Writ	0	0	0	2	4	0	16	6	28	0%	7%	14%	0%	57%	21%
Medical Malprac	3	0	3	0	27	0	13	10	53	6%	0%	51%	0%	25%	19%
Name Change	0	0	0	0	0	0	59	84	143	0%	0%	0%	0%	41%	59%
Other Insurance	0	0	0	1	11	3	24	2	41	0%	2%	27%	7%	59%	5%
Other MCL	0	0	0	0	0	0	0	0	0	0%	0%	0%	0%	0%	0%
Other Track 1	1	0	1	4	66	11	92	58	232	0%	2%	28%	5%	40%	25%
Other Track 3	4	0	4	1	43	1	38	19	106	4%	1%	41%	1%	36%	18%
Other Track 4	0	0	0	0	5	0	4	5	14	0%	0%	36%	0%	29%	36%
Personal Injury	6	0	6	13	261	10	147	34	471	1%	3%	55%	2%	31%	7%
Prod Liability	0	0	0	1	5	0	3	3	12	0%	8%	42%	0%	25%	25%
Prof Malpractic	0	1	1	0	18	1	14	6	40	3%	0%	45%	3%	35%	15%
PIP Coverage	0	0	0	0	4	0	8	2	14	0%	0%	29%	0%	57%	14%
Real Property	0	0	0	1	4	1	8	7	21	0%	5%	19%	5%	38%	33%
Tort Other	0	0	0	8	25	6	30	8	77	0%	10%	32%	8%	39%	10%
Toxic Tort	0	0	0	0	1	0	0	0	1	0%	0%	100%	0%	0%	0%
UM/UIM Bod Inj	0	0	0	0	36	1	19	4	60	0%	0%	60%	2%	32%	7%
Total	45	5	50	62	1,284	252	1,070	332	3,050	2%	2%	42%	8%	35%	11%

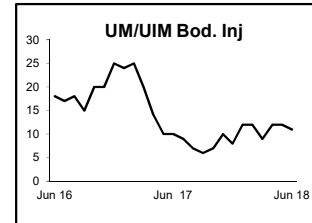
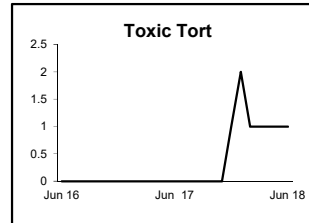
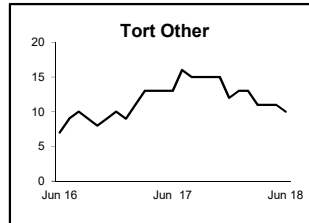
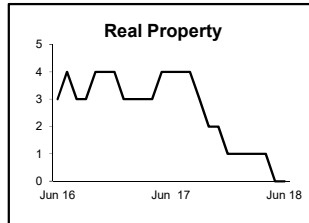
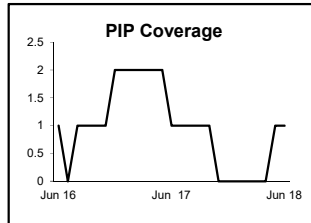
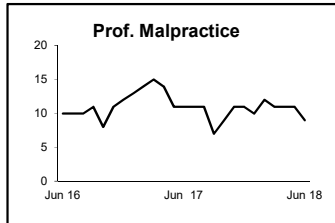
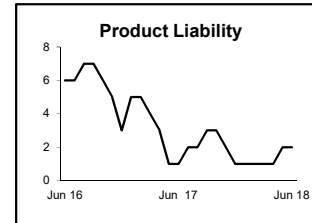
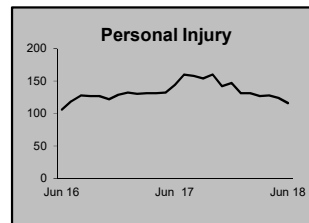
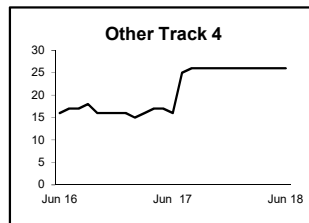
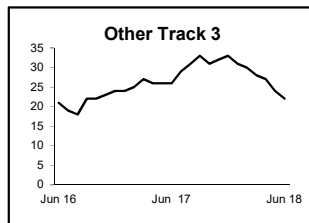
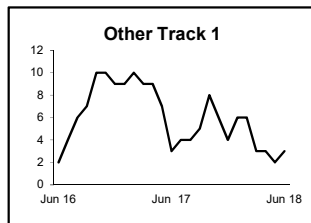
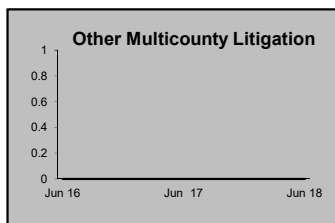
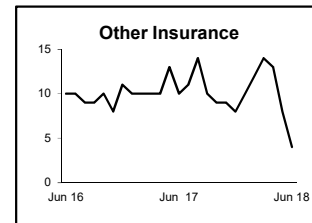
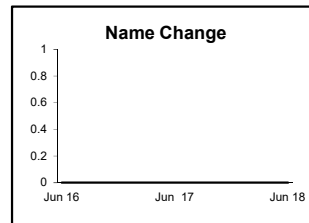
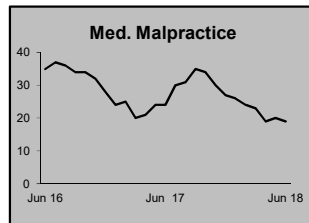
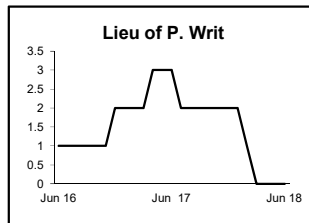
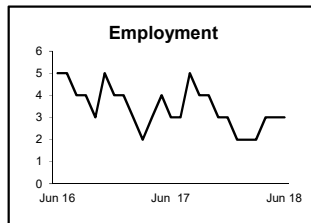
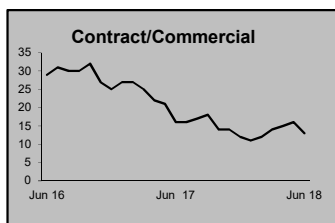
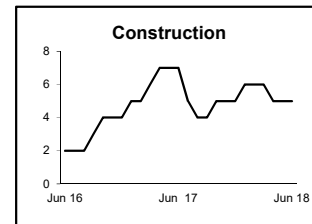
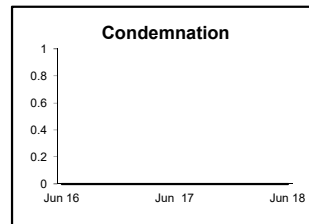
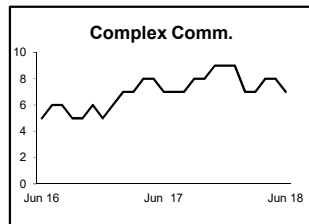
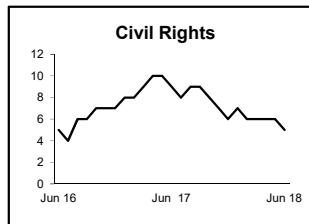
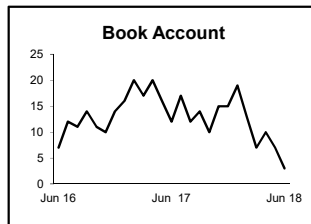
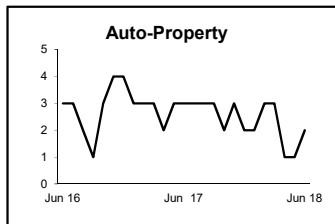
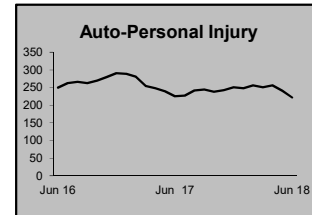
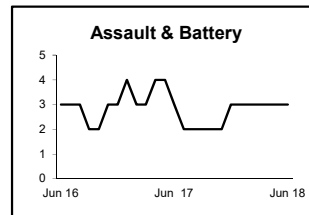
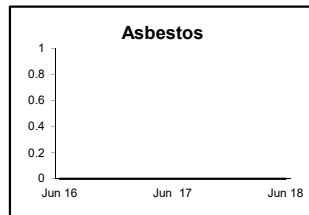
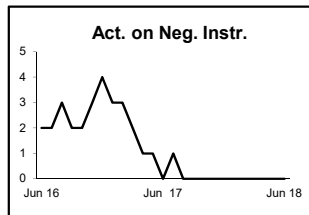
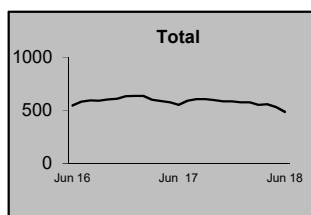
Monthly Resolutions



NOTE: Some Multicounty Litigation (MCL) cases were transferred in November 2014: Atlantic to Bergen = 8,935; Atlantic to Middlesex = 4,070.

**CIVIL BACKLOG BY CASETYPE
JUNE 2018
MERCER**

	Total	Backlog	% chg
Jun 16		547	
Jun 17		552	1%
Jun 18		487	-12%



1) Casetypes with the state's largest backlogs are highlighted.

2) Some Multicounty Litigation (MCL) cases were transferred in November 2014: Atlantic to Bergen = 8,935; Atlantic to Middlesex = 4,070.

CIVIL CASELOAD SUMMARY BY CASETYPE
JULY 2017 - JUNE 2018
MIDDLESEX

	Filings			Resolutions			Clearance		Backlog			Backlog Percent		Backlog Per 100 Monthly Filings		Active Pending		
	Jul 2016 to Jun 2017	Jul 2017 to Jun 2018	percent change	Jul 2016 to Jun 2017	Jul 2017 to Jun 2018	percent change	Jul 2017 - Jun 2018		Jun 2017	Jun 2018	percent change	Jun 2017	Jun 2018	Jun 2017	Jun 2018	Jun 2017	Jun 2018	percent change
	number	percent																
Act on Neg Inst	35	30	-14%	34	32	-6%	2	107%	0	0	0%	0%	0%	0	0	20	15	-25%
Asbestos	119	188	58%	115	102	-11%	-86	54%	178	201	13%	46%	43%	1,795	1,283	383	469	22%
Assault & Bat	15	15	0%	28	12	-57%	-3	80%	2	2	0%	13%	11%	160	160	15	18	20%
Auto - Pers Inj	3,396	3,354	-1%	3,177	3,354	6%	0	100%	602	649	8%	15%	16%	213	232	4,127	4,135	0%
Auto - Property	50	75	50%	46	59	28%	-16	79%	3	4	33%	6%	6%	72	64	48	62	29%
Book Account	922	777	-16%	884	878	-1%	101	113%	13	2	-85%	3%	1%	17	3	491	357	-27%
Civil Rights	31	37	19%	31	31	0%	-6	84%	4	4	0%	15%	13%	155	130	27	32	19%
Complex Comme	31	31	0%	35	40	14%	9	129%	19	16	-16%	35%	37%	735	619	54	43	-20%
Condemnation	41	30	-27%	16	65	306%	35	217%	0	0	0%	0%	0%	0	0	40	6	-85%
Construction	53	57	8%	58	51	-12%	-6	89%	8	9	13%	14%	15%	181	189	57	61	7%
Contract/Comme	766	843	10%	805	892	11%	49	106%	30	33	10%	5%	6%	47	47	561	566	1%
Employment	54	47	-13%	43	53	23%	6	113%	2	2	0%	5%	6%	44	51	39	31	-21%
Lieu of P. Writ	30	40	33%	42	28	-33%	-12	70%	1	2	100%	6%	7%	40	60	17	30	76%
Medical Malprac	128	138	8%	113	133	18%	-5	96%	56	83	48%	22%	31%	525	722	259	265	2%
Name Change	284	204	-28%	268	239	-11%	35	117%	0	1		0%	6%	0	6	49	16	-67%
Other Insurance	77	50	-35%	70	64	-9%	14	128%	2	0	-100%	4%	0%	31	0	47	25	-47%
Other MCL	21	14	-33%	1,034	838	-19%	824	5986%	3,689	2,889	-22%	99%	100%	210,800	247,629	3,727	2,899	-22%
Other Track 1	393	299	-24%	344	297	-14%	-2	99%	4	5	25%	2%	3%	12	20	177	144	-19%
Other Track 3	209	232	11%	203	207	2%	-25	89%	16	14	-13%	7%	6%	92	72	220	249	13%
Other Track 4	27	31	15%	43	27	-37%	-4	87%	5	8	60%	19%	26%	222	310	27	31	15%
Personal Injury	1,149	1,228	7%	1,229	1,243	1%	15	101%	276	248	-10%	18%	17%	288	242	1,521	1,491	-2%
Prod Liability	41	282	588%	41	217	429%	-65	77%	16	22	38%	23%	15%	468	94	69	148	114%
Prof Malpractic	66	52	-21%	76	70	-8%	18	135%	12	14	17%	14%	18%	218	323	86	80	-7%
PIP Coverage	22	31	41%	14	32	129%	1	103%	0	0	0%	0%	0%	0	0	16	9	-44%
Real Property	30	27	-10%	25	26	4%	-1	96%	1	0	-100%	6%	0%	40	0	17	14	-18%
Tort Other	168	148	-12%	157	145	-8%	-3	98%	16	31	94%	11%	20%	114	251	147	154	5%
Toxic Tort	5	3	-40%	1	4	300%	1	133%	1	1	0%	14%	20%	240	400	7	5	-29%
UM/UIM Bod Inj	214	230	7%	213	229	8%	-1	100%	52	53	2%	18%	17%	292	277	295	306	4%
Total	8,377	8,493	1%	9,145	9,368	2%	875	110%	5,008	4,293	-14%	40%	37%	717	607	12,543	11,661	-7%

NOTE: Some Multicounty Litigation (MCL) cases were transferred in November 2014: Atlantic to Bergen = 8,935; Atlantic to Middlesex = 4,070.

CIVIL BACKLOG SUMMARY BY CASETYPE

JUNE 2018

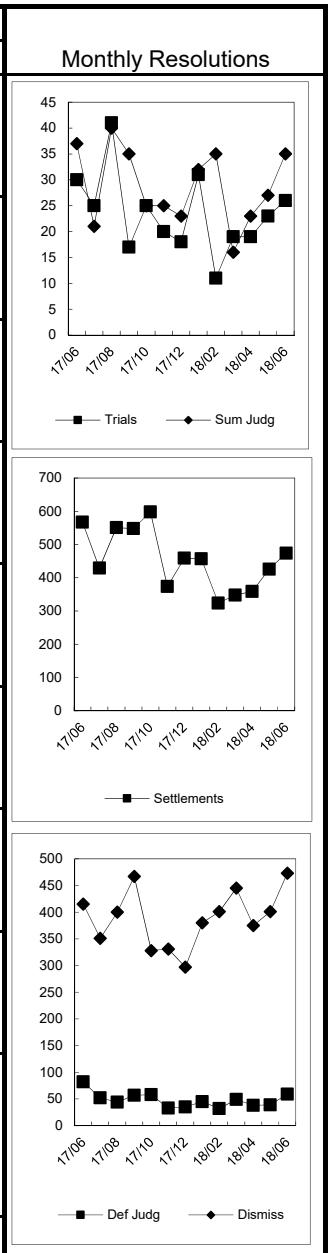
MIDDLESEX

	Cases in Backlog															
	Track 1					Track 2				Track 3			Track 4			Total Backlog
	12 to 18 months	18 to 24 months	24 to 36 months	over 36 months	Total Track 1	18 to 24 months	24 to 36 months	over 36 months	Total Track 2	24 to 36 months	over 36 months	Total Track 3	24 to 36 months	over 36 months	Total Track 4	
Act on Neg Inst	0	0	0	0	0	0	0	0	0	0	0	0	0	0	0	0
Asbestos	0	0	0	0	0	0	0	0	0	0	0	0	71	130	201	201
Assault & Bat	0	0	0	0	0	0	0	0	0	2	0	2	0	0	0	2
Auto - Pers Inj	0	0	0	0	0	460	180	9	649	0	0	0	0	0	0	649
Auto - Property	0	0	0	0	0	2	2	0	4	0	0	0	0	0	0	4
Book Account	1	1	0	0	2	0	0	0	0	0	0	0	0	0	0	2
Civil Rights	0	0	0	0	0	0	0	0	0	2	2	4	0	0	0	4
Complex Comme	0	0	0	0	0	0	0	0	0	0	0	0	8	8	16	16
Condemnation	0	0	0	0	0	0	0	0	0	0	0	0	0	0	0	0
Construction	0	0	0	0	0	6	2	1	9	0	0	0	0	0	0	9
Contract/Comme	0	0	0	0	0	17	6	10	33	0	0	0	0	0	0	33
Employment	0	0	0	0	0	2	0	0	2	0	0	0	0	0	0	2
Lieu of P. Writ	0	0	0	0	0	0	0	0	0	0	0	0	1	1	2	2
Medical Malprac	0	0	0	0	0	0	0	0	0	65	18	83	0	0	0	83
Name Change	1	0	0	0	1	0	0	0	0	0	0	0	0	0	0	1
Other Insurance	0	0	0	0	0	0	0	0	0	0	0	0	0	0	0	0
Other MCL	0	0	0	0	0	0	0	0	0	0	0	0	23	2,866	2,889	2,889
Other Track 1	4	1	0	0	5	0	0	0	0	0	0	0	0	0	0	5
Other Track 3	0	0	0	0	0	0	0	0	0	12	2	14	0	0	0	14
Other Track 4	0	0	0	0	0	0	0	0	0	0	0	0	5	3	8	8
Personal Injury	0	0	0	0	0	174	69	5	248	0	0	0	0	0	0	248
Prod Liability	0	0	0	0	0	0	0	0	0	17	5	22	0	0	0	22
Prof Malpractic	0	0	0	0	0	0	0	0	0	12	2	14	0	0	0	14
PIP Coverage	0	0	0	0	0	0	0	0	0	0	0	0	0	0	0	0
Real Property	0	0	0	0	0	0	0	0	0	0	0	0	0	0	0	0
Tort Other	0	0	0	0	0	21	7	2	30	0	0	0	1	0	1	31
Toxic Tort	0	0	0	0	0	0	0	0	0	1	0	1	0	0	0	1
UM/UIM Bod Inj	0	0	0	0	0	38	15	0	53	0	0	0	0	0	0	53
Total	6	2	0	0	8	720	281	27	1,028	111	29	140	109	3,008	3,117	4,293

NOTE: Some Multicounty Litigation (MCL) cases were transferred in November 2014: Atlantic to Bergen = 8,935; Atlantic to Middlesex = 4,070.

CIVIL RESOLUTION SUMMARY BY CASETYPE
JULY 2017 - JUNE 2018
MIDDLESEX

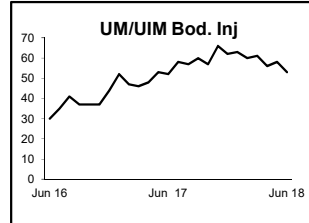
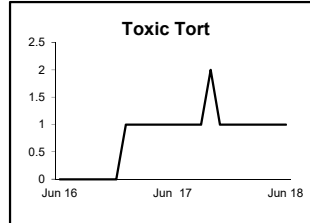
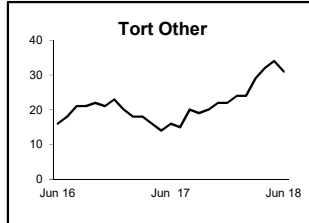
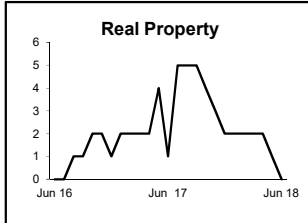
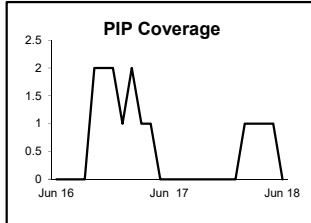
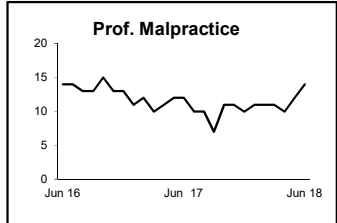
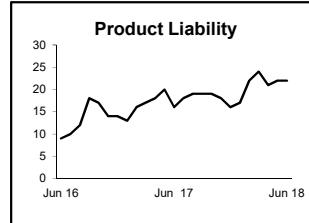
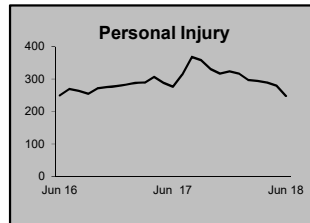
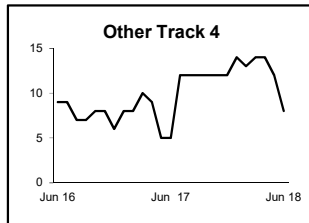
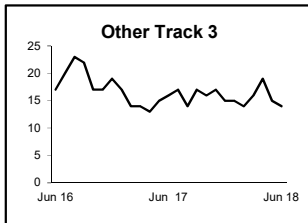
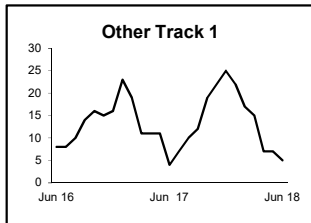
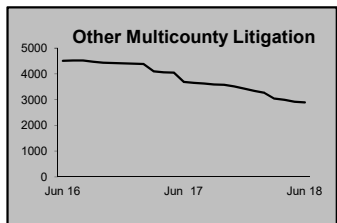
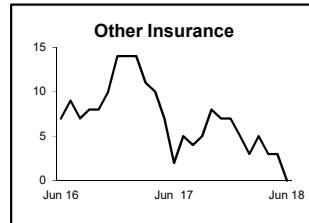
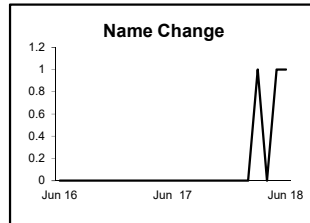
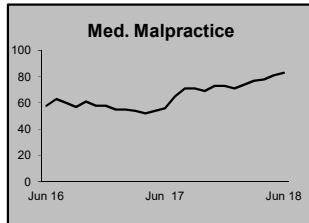
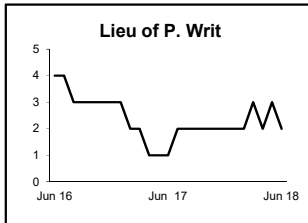
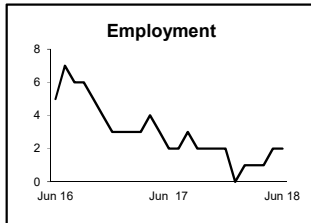
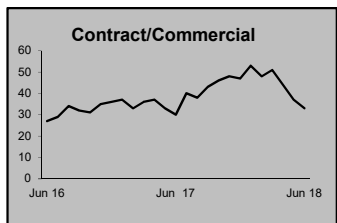
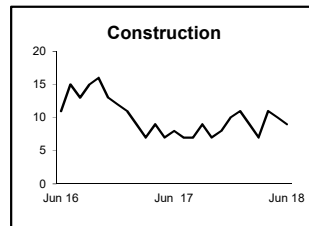
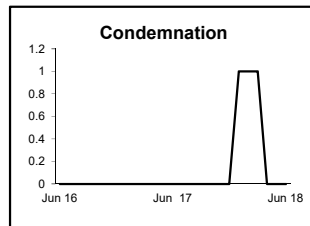
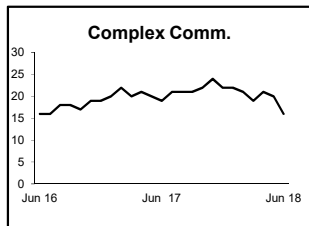
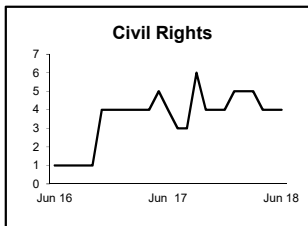
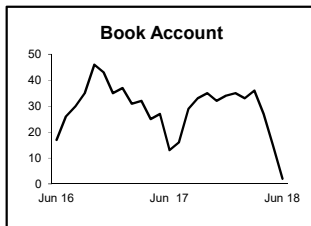
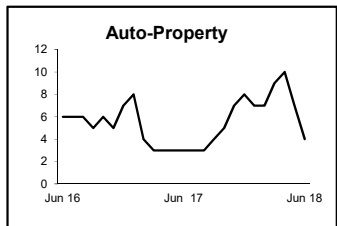
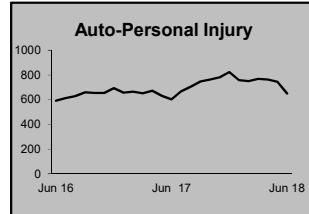
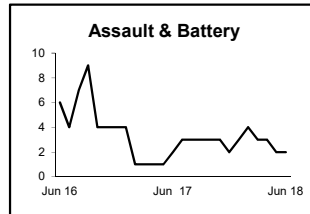
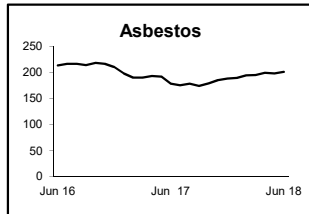
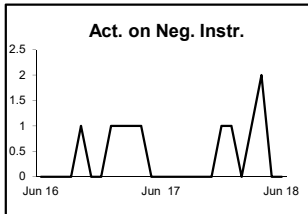
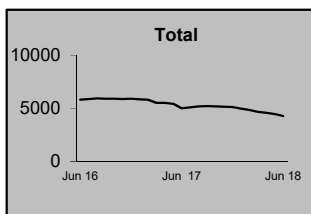
	Trial			Summary					Total	Percent resolved by					
	Jury	Nonjury	Total	Judgment	Settlement	Default Judgment	Dismiss	Other		Trial	Sum Jud	Settle	Default J	Dismiss	Other
Act on Neg Inst	0	1	1	1	3	8	19	0	32	3%	3%	9%	25%	59%	0%
Asbestos	1	0	1	0	77	0	12	12	102	1%	0%	75%	0%	12%	12%
Assault & Bat	0	1	1	0	1	0	6	4	12	8%	0%	8%	0%	50%	33%
Auto - Pers Inj	114	5	119	13	1,234	16	1,837	135	3,354	4%	0%	37%	0%	55%	4%
Auto - Property	1	0	1	1	10	9	33	5	59	2%	2%	17%	15%	56%	8%
Book Account	1	1	2	14	126	321	398	17	878	0%	2%	14%	37%	45%	2%
Civil Rights	0	0	0	0	6	0	20	5	31	0%	0%	19%	0%	65%	16%
Complex Commer	0	0	0	0	5	2	29	4	40	0%	0%	13%	5%	73%	10%
Condemnation	0	0	0	1	2	0	52	10	65	0%	2%	3%	0%	80%	15%
Construction	0	1	1	1	12	5	30	2	51	2%	2%	24%	10%	59%	4%
Contract/Commer	5	13	18	16	142	167	514	35	892	2%	2%	16%	19%	58%	4%
Employment	0	0	0	0	7	2	37	7	53	0%	0%	13%	4%	70%	13%
Lieu of P. Writ	0	1	1	0	3	0	17	7	28	4%	0%	11%	0%	61%	25%
Medical Malprac	9	0	9	0	45	0	73	6	133	7%	0%	34%	0%	55%	5%
Name Change	0	0	0	0	0	0	17	222	239	0%	0%	0%	0%	7%	93%
Other Insurance	0	1	1	0	6	4	47	6	64	2%	0%	9%	6%	73%	9%
Other MCL	0	0	0	0	4	0	834	0	838	0%	0%	0%	0%	100%	0%
Other Track 1	0	1	1	2	65	9	177	43	297	0%	1%	22%	3%	60%	14%
Other Track 3	1	0	1	0	46	1	122	37	207	0%	0%	22%	0%	59%	18%
Other Track 4	0	0	0	3	4	2	12	6	27	0%	11%	15%	7%	44%	22%
Personal Injury	18	0	18	6	522	11	594	92	1,243	1%	0%	42%	1%	48%	7%
Prod Liability	0	0	0	0	13	0	194	10	217	0%	0%	6%	0%	89%	5%
Prof Malpractic	1	1	2	0	20	1	41	6	70	3%	0%	29%	1%	59%	9%
PIP Coverage	0	0	0	0	1	1	30	0	32	0%	0%	3%	3%	94%	0%
Real Property	1	2	3	0	3	0	20	0	26	12%	0%	12%	0%	77%	0%
Tort Other	3	0	3	0	23	6	107	6	145	2%	0%	16%	4%	74%	4%
Toxic Tort	0	0	0	0	1	0	2	1	4	0%	0%	25%	0%	50%	25%
UM/UIIM Bod Inj	12	1	13	2	89	0	122	3	229	6%	1%	39%	0%	53%	1%
Total	167	29	196	60	2,470	565	5,396	681	9,368	2%	1%	26%	6%	58%	7%



NOTE: Some Multicounty Litigation (MCL) cases were transferred in November 2014: Atlantic to Bergen = 8,935; Atlantic to Middlesex = 4,070.

**CIVIL BACKLOG BY CASETYPE
JUNE 2018
MIDDLESEX**

	Total	Backlog	% chg
Jun 16		5,821	
Jun 17		5,008	-14%
Jun 18		4,293	-14%



1) Casetypes with the state's largest backlogs are highlighted.

2) Some Multicounty Litigation (MCL) cases were transferred in November 2014: Atlantic to Bergen = 8,935; Atlantic to Middlesex = 4,070.

CIVIL CASELOAD SUMMARY BY CASETYPE
JULY 2017 - JUNE 2018
MONMOUTH

	Filings			Resolutions			Clearance		Backlog			Backlog Percent		Backlog Per 100 Monthly Filings		Active Pending		
	Jul 2016 to Jun 2017	Jul 2017 to Jun 2018	percent change	Jul 2016 to Jun 2017	Jul 2017 to Jun 2018	percent change	Jul 2017 - Jun 2018		Jun 2017	Jun 2018	percent change	Jun 2017	Jun 2018	Jun 2017	Jun 2018	Jun 2017	Jun 2018	percent change
	number	percent																
Act on Neg Inst	14	17	21%	28	15	-46%	-2	88%	1	1	0%	14%	13%	86	71	7	8	14%
Asbestos	0	0	0%	0	0	0%	0	100%	0	0	0%	0%	0%	0	0	0	0	0%
Assault & Bat	20	19	-5%	13	15	15%	-4	79%	5	5	0%	15%	13%	300	316	34	38	12%
Auto - Pers Inj	1,361	1,449	6%	1,403	1,457	4%	8	101%	403	395	-2%	22%	21%	355	327	1,863	1,853	-1%
Auto - Property	45	50	11%	48	38	-21%	-12	76%	5	6	20%	13%	12%	133	144	38	50	32%
Book Account	809	613	-24%	720	743	3%	130	121%	35	15	-57%	8%	5%	52	29	438	289	-34%
Civil Rights	16	14	-13%	17	20	18%	6	143%	5	1	-80%	33%	10%	375	86	15	10	-33%
Complex Comme	25	22	-12%	25	24	-4%	2	109%	9	11	22%	25%	29%	432	600	36	38	6%
Condemnation	6	5	-17%	8	10	25%	5	200%	2	2	0%	18%	33%	400	480	11	6	-45%
Construction	42	46	10%	66	52	-21%	6	113%	18	19	6%	31%	37%	514	496	58	51	-12%
Contract/Comme	732	765	5%	764	775	1%	10	101%	60	63	5%	11%	12%	98	99	522	522	0%
Employment	16	30	88%	22	22	0%	-8	73%	3	1	-67%	19%	4%	225	40	16	24	50%
Lieu of P. Writ	44	54	23%	58	56	-3%	2	104%	6	4	-33%	13%	9%	164	89	46	45	-2%
Medical Malprac	108	114	6%	78	105	35%	-9	92%	76	71	-7%	32%	29%	844	747	235	245	4%
Name Change	199	187	-6%	207	179	-14%	-8	96%	0	0	0%	0%	0%	0	0	26	35	35%
Other Insurance	63	47	-25%	64	58	-9%	11	123%	11	7	-36%	23%	22%	210	179	47	32	-32%
Other MCL	0	0	0%	1	0	-100%	0	100%	0	0	0%	0%	0%	0	0	0	0	0%
Other Track 1	328	279	-15%	361	279	-23%	0	100%	22	6	-73%	15%	4%	80	26	144	135	-6%
Other Track 3	96	125	30%	91	113	24%	-12	90%	22	21	-5%	17%	14%	275	202	132	145	10%
Other Track 4	21	30	43%	26	38	46%	8	127%	29	40	38%	38%	60%	1,657	1,600	77	67	-13%
Personal Injury	750	787	5%	809	861	6%	74	109%	290	219	-24%	26%	21%	464	334	1,116	1,041	-7%
Prod Liability	19	19	0%	26	16	-38%	-3	84%	6	7	17%	21%	19%	379	442	28	36	29%
Prof Malpractic	34	42	24%	66	49	-26%	7	117%	25	18	-28%	35%	23%	882	514	72	77	7%
PIP Coverage	14	21	50%	16	19	19%	-2	90%	2	0	-100%	25%	0%	171	0	8	7	-13%
Real Property	33	31	-6%	33	30	-9%	-1	97%	7	3	-57%	29%	13%	255	116	24	24	0%
Tort Other	143	156	9%	176	145	-18%	-11	93%	27	16	-41%	20%	10%	227	123	137	154	12%
Toxic Tort	2	1	-50%	2	2	0%	1	200%	0	0	0%	0%	0%	0	0	3	2	-33%
UM/UIM Bod Inj	103	98	-5%	102	102	0%	4	104%	31	29	-6%	24%	22%	361	355	131	131	0%
Total	5,043	5,021	0%	5,230	5,223	0%	202	104%	1,100	960	-13%	21%	19%	262	229	5,264	5,065	-4%

NOTE: Some Multicounty Litigation (MCL) cases were transferred in November 2014: Atlantic to Bergen = 8,935; Atlantic to Middlesex = 4,070.

CIVIL BACKLOG SUMMARY BY CASETYPE

JUNE 2018

MONMOUTH

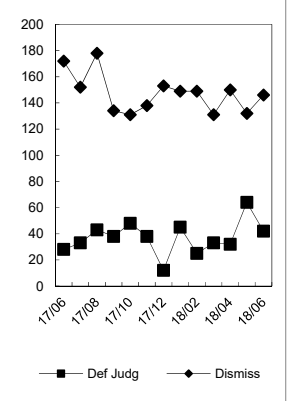
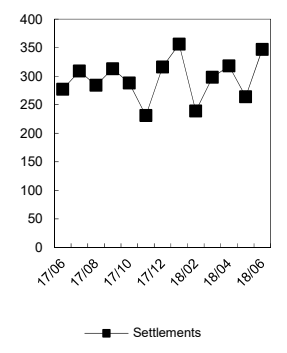
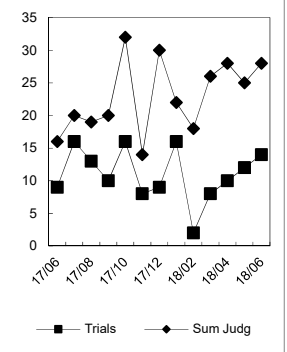
	Cases in Backlog															
	Track 1					Track 2				Track 3			Track 4			Total Backlog
	12 to 18 months	18 to 24 months	24 to 36 months	over 36 months	Total Track 1	18 to 24 months	24 to 36 months	over 36 months	Total Track 2	24 to 36 months	over 36 months	Total Track 3	24 to 36 months	over 36 months	Total Track 4	
Act on Neg Inst	1	0	0	0	1	0	0	0	0	0	0	0	0	0	0	1
Asbestos	0	0	0	0	0	0	0	0	0	0	0	0	0	0	0	0
Assault & Bat	0	0	0	0	0	0	0	0	0	2	3	5	0	0	0	5
Auto - Pers Inj	0	0	0	0	0	214	153	28	395	0	0	0	0	0	0	395
Auto - Property	0	0	0	0	0	3	2	1	6	0	0	0	0	0	0	6
Book Account	9	4	2	0	15	0	0	0	0	0	0	0	0	0	0	15
Civil Rights	0	0	0	0	0	0	0	0	0	1	0	1	0	0	0	1
Complex Comme	0	0	0	0	0	0	0	0	0	0	0	0	6	5	11	11
Condemnation	0	0	0	0	0	0	0	0	0	1	1	2	0	0	0	2
Construction	0	0	0	0	0	7	6	6	19	0	0	0	0	0	0	19
Contract/Comme	0	0	0	0	0	33	17	12	62	1	0	1	0	0	0	63
Employment	0	0	0	0	0	0	0	1	1	0	0	0	0	0	0	1
Lieu of P. Writ	0	0	0	0	0	0	0	0	0	0	0	0	2	2	4	4
Medical Malprac	0	0	0	0	0	0	0	0	0	38	33	71	0	0	0	71
Name Change	0	0	0	0	0	0	0	0	0	0	0	0	0	0	0	0
Other Insurance	4	2	0	1	7	0	0	0	0	0	0	0	0	0	0	7
Other MCL	0	0	0	0	0	0	0	0	0	0	0	0	0	0	0	0
Other Track 1	4	0	2	0	6	0	0	0	0	0	0	0	0	0	0	6
Other Track 3	0	0	0	0	0	0	0	0	0	17	4	21	0	0	0	21
Other Track 4	0	0	0	0	0	0	0	0	0	0	0	0	27	13	40	40
Personal Injury	0	0	0	0	0	96	100	23	219	0	0	0	0	0	0	219
Prod Liability	0	0	0	0	0	0	0	0	0	5	2	7	0	0	0	7
Prof Malpractic	0	0	0	0	0	0	0	0	0	8	10	18	0	0	0	18
PIP Coverage	0	0	0	0	0	0	0	0	0	0	0	0	0	0	0	0
Real Property	1	0	0	2	3	0	0	0	0	0	0	0	0	0	0	3
Tort Other	0	0	0	0	0	7	7	1	15	0	0	0	0	1	1	16
Toxic Tort	0	0	0	0	0	0	0	0	0	0	0	0	0	0	0	0
UM/UIIM Bod Inj	0	0	0	0	0	17	11	1	29	0	0	0	0	0	0	29
Total	19	6	4	3	32	377	296	73	746	73	53	126	35	21	56	960

NOTE: Some Multicounty Litigation (MCL) cases were transferred in November 2014: Atlantic to Bergen = 8,935; Atlantic to Middlesex = 4,070.

CIVIL RESOLUTION SUMMARY BY CASETYPE
JULY 2017 - JUNE 2018
MONMOUTH

	Trial			Summary					Total	Percent resolved by					
	Jury	Nonjury	Total	Judgment	Settlement	Default Judgment	Dismiss	Other		Trial	Sum Jud	Settle	Default J	Dismiss	Other
Act on Neg Inst	0	0	0	1	4	6	4	0	15	0%	7%	27%	40%	27%	0%
Asbestos	0	0	0	0	0	0	0	0	0	0%	0%	0%	0%	0%	0%
Assault & Bat	0	0	0	0	8	2	4	1	15	0%	0%	53%	13%	27%	7%
Auto - Pers Inj	57	0	57	11	1,057	22	271	39	1,457	4%	1%	73%	2%	19%	3%
Auto - Property	0	0	0	0	24	3	10	1	38	0%	0%	63%	8%	26%	3%
Book Account	1	1	2	16	232	242	241	10	743	0%	2%	31%	33%	32%	1%
Civil Rights	0	0	0	4	9	0	4	3	20	0%	20%	45%	0%	20%	15%
Complex Commer	0	0	0	1	16	0	5	2	24	0%	4%	67%	0%	21%	8%
Condemnation	0	0	0	0	9	0	0	1	10	0%	0%	90%	0%	0%	10%
Construction	0	0	0	0	38	1	11	2	52	0%	0%	73%	2%	21%	4%
Contract/Commer	4	2	6	21	286	146	284	32	775	1%	3%	37%	19%	37%	4%
Employment	1	1	2	1	8	0	8	3	22	9%	5%	36%	0%	36%	14%
Lieu of P. Writ	0	7	7	2	28	0	10	9	56	13%	4%	50%	0%	18%	16%
Medical Malprac	13	0	13	1	54	0	23	14	105	12%	1%	51%	0%	22%	13%
Name Change	0	0	0	0	0	0	15	164	179	0%	0%	0%	0%	8%	92%
Other Insurance	1	0	1	2	33	4	13	5	58	2%	3%	57%	7%	22%	9%
Other MCL	0	0	0	0	0	0	0	0	0	0%	0%	0%	0%	0%	0%
Other Track 1	1	1	2	5	137	10	42	83	279	1%	2%	49%	4%	15%	30%
Other Track 3	3	0	3	8	67	0	20	15	113	3%	7%	59%	0%	18%	13%
Other Track 4	1	0	1	2	18	1	8	8	38	3%	5%	47%	3%	21%	21%
Personal Injury	16	0	16	28	607	10	149	51	861	2%	3%	70%	1%	17%	6%
Prod Liability	0	0	0	2	11	0	1	2	16	0%	13%	69%	0%	6%	13%
Prof Malpractic	2	0	2	3	28	2	10	4	49	4%	6%	57%	4%	20%	8%
PIP Coverage	1	0	1	0	13	0	3	2	19	5%	0%	68%	0%	16%	11%
Real Property	0	0	0	1	17	2	9	1	30	0%	3%	57%	7%	30%	3%
Tort Other	2	0	2	4	84	9	35	11	145	1%	3%	58%	6%	24%	8%
Toxic Tort	0	0	0	0	0	0	2	0	2	0%	0%	0%	0%	100%	0%
UM/UM Bod Inj	3	0	3	2	80	2	12	3	102	3%	2%	78%	2%	12%	3%
Total	106	12	118	115	2,868	462	1,194	466	5,223	2%	2%	55%	9%	23%	9%

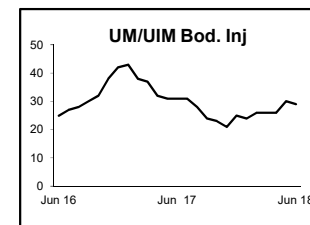
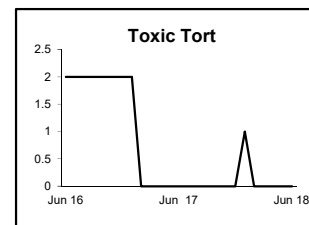
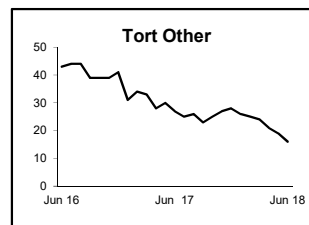
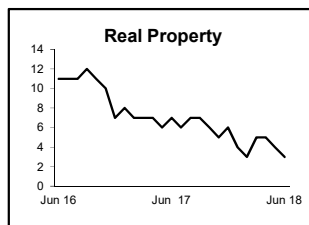
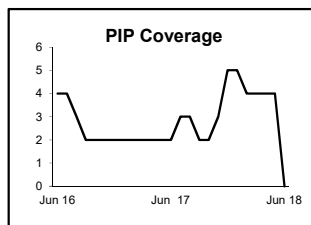
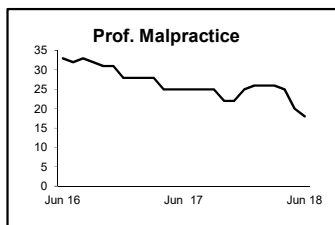
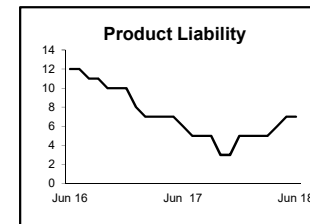
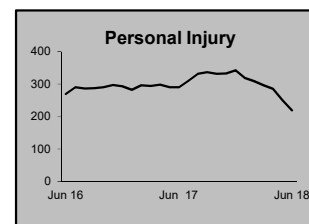
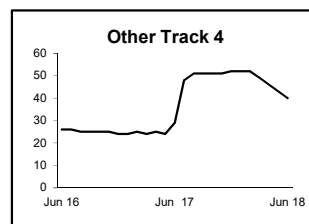
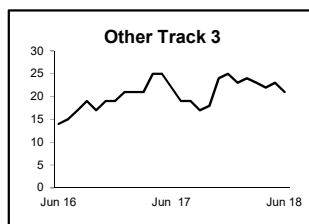
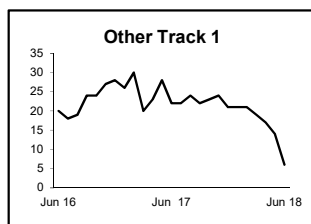
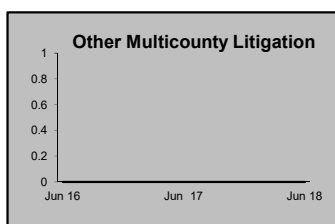
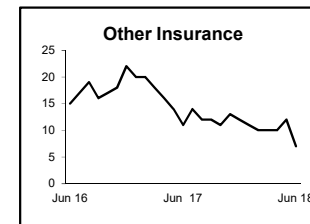
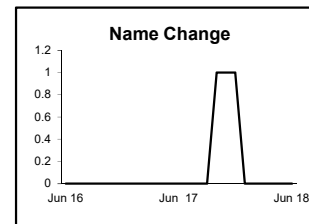
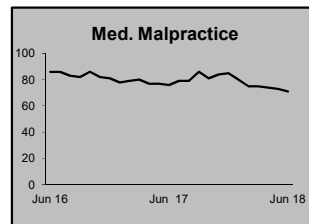
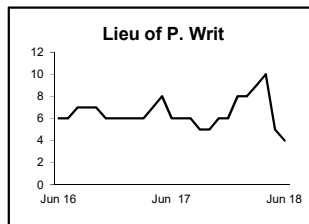
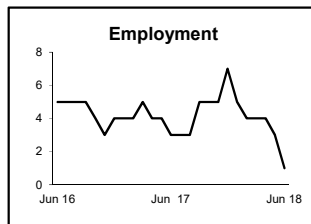
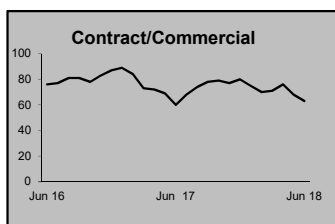
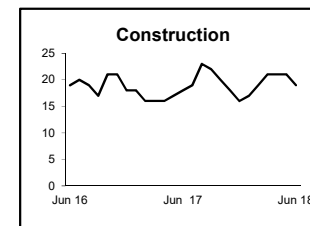
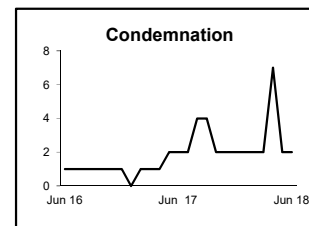
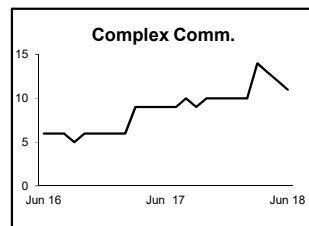
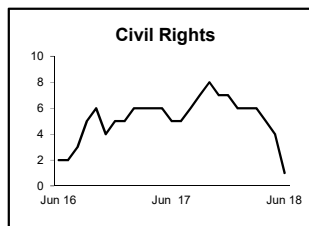
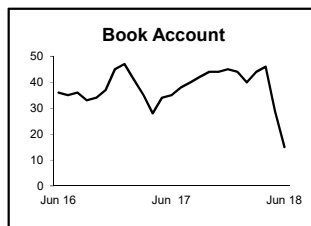
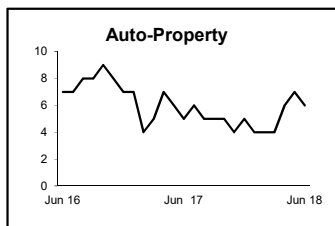
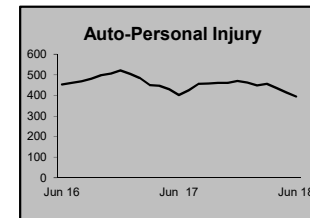
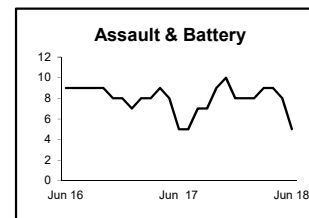
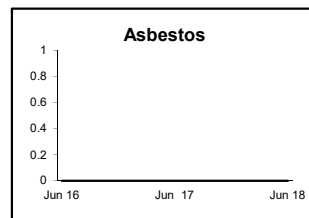
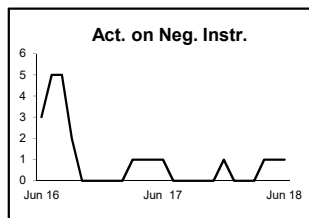
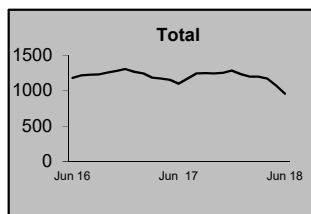
Monthly Resolutions



NOTE: Some Multicounty Litigation (MCL) cases were transferred in November 2014: Atlantic to Bergen = 8,935; Atlantic to Middlesex = 4,070.

**CIVIL BACKLOG BY CASETYPE
JUNE 2018
MONMOUTH**

	Total	Backlog	% chg
Jun 16		1,183	
Jun 17		1,100	-7%
Jun 18		960	-13%



1) Casetypes with the state's largest backlogs are highlighted.

2) Some Multicounty Litigation (MCL) cases were transferred in November 2014: Atlantic to Bergen = 8,935; Atlantic to Middlesex = 4,070.

CIVIL CASELOAD SUMMARY BY CASETYPE
JULY 2017 - JUNE 2018
MORRIS

	Filings			Resolutions			Clearance		Backlog			Backlog Percent		Backlog Per 100 Monthly Filings		Active Pending		
	Jul 2016 to Jun 2017	Jul 2017 to Jun 2018	percent change	Jul 2016 to Jun 2017	Jul 2017 to Jun 2018	percent change	Jul 2017 - Jun 2018		Jun 2017	Jun 2018	percent change	Jun 2017	Jun 2018	Jun 2017	Jun 2018	Jun 2017	Jun 2018	percent change
	number	percent																
Act on Neg Inst	9	11	22%	11	13	18%	2	118%	0	0	0%	0%	0%	0	0	6	4	-33%
Asbestos	0	0	0%	0	0	0%	0	100%	0	0	0%	0%	0%	0	0	0	0	0%
Assault & Bat	6	10	67%	8	13	63%	3	130%	3	1	-67%	21%	6%	600	120	14	16	14%
Auto - Pers Inj	644	580	-10%	593	661	11%	81	114%	137	135	-1%	17%	19%	255	279	791	708	-10%
Auto - Property	20	17	-15%	27	14	-48%	-3	82%	1	3	200%	6%	15%	60	212	17	20	18%
Book Account	503	369	-27%	502	441	-12%	72	120%	7	12	71%	3%	6%	17	39	266	192	-28%
Civil Rights	13	10	-23%	12	11	-8%	1	110%	2	3	50%	14%	21%	185	360	14	14	0%
Complex Comme	16	25	56%	15	26	73%	1	104%	10	13	30%	36%	38%	750	624	28	34	21%
Condemnation	4	2	-50%	4	5	25%	3	250%	1	0	-100%	25%	0%	300	0	4	1	-75%
Construction	34	25	-26%	34	29	-15%	4	116%	3	4	33%	9%	15%	106	192	35	27	-23%
Contract/Comme	479	498	4%	462	552	19%	54	111%	41	21	-49%	10%	6%	103	51	403	352	-13%
Employment	16	21	31%	18	20	11%	-1	95%	2	0	-100%	13%	0%	150	0	15	14	-7%
Lieu of P. Writ	32	34	6%	35	33	-6%	-1	97%	5	2	-60%	22%	8%	188	71	23	24	4%
Medical Malprac	76	54	-29%	53	77	45%	23	143%	42	34	-19%	31%	29%	663	756	137	117	-15%
Name Change	186	160	-14%	179	146	-18%	-14	91%	0	0	0%	0%	0%	0	0	33	47	42%
Other Insurance	97	57	-41%	92	77	-16%	20	135%	8	6	-25%	14%	19%	99	126	58	31	-47%
Other MCL	0	0	0%	0	0	0%	0	100%	0	0	0%	0%	0%	0	0	0	0	0%
Other Track 1	242	164	-32%	222	210	-5%	46	128%	11	4	-64%	8%	5%	55	29	130	76	-42%
Other Track 3	80	71	-11%	75	105	40%	34	148%	16	12	-25%	14%	14%	240	203	114	85	-25%
Other Track 4	16	17	6%	25	24	-4%	7	141%	16	34	113%	26%	57%	1,200	2,400	62	60	-3%
Personal Injury	387	396	2%	434	444	2%	48	112%	132	105	-20%	23%	20%	409	318	584	528	-10%
Prod Liability	14	19	36%	20	19	-5%	0	100%	4	0	-100%	17%	0%	343	0	23	29	26%
Prof Malpractic	36	29	-19%	45	54	20%	25	186%	17	8	-53%	27%	17%	567	331	64	46	-28%
PIP Coverage	60	63	5%	68	63	-7%	0	100%	0	0	0%	0%	0%	0	0	17	17	0%
Real Property	21	18	-14%	17	16	-6%	-2	89%	1	2	100%	7%	17%	57	133	14	12	-14%
Tort Other	80	85	6%	69	77	12%	-8	91%	10	14	40%	12%	16%	150	198	83	86	4%
Toxic Tort	2	1	-50%	2	0	-100%	-1	0%	0	1		0%	33%	0	1,200	2	3	50%
UM/UIM Bod Inj	19	20	5%	22	17	-23%	-3	85%	4	4	0%	17%	14%	253	240	24	28	17%
Total	3,092	2,756	-11%	3,044	3,147	3%	391	114%	473	418	-12%	16%	16%	184	182	2,961	2,571	-13%

NOTE: Some Multicounty Litigation (MCL) cases were transferred in November 2014: Atlantic to Bergen = 8,935; Atlantic to Middlesex = 4,070.

CIVIL BACKLOG SUMMARY BY CASETYPE

JUNE 2018

MORRIS

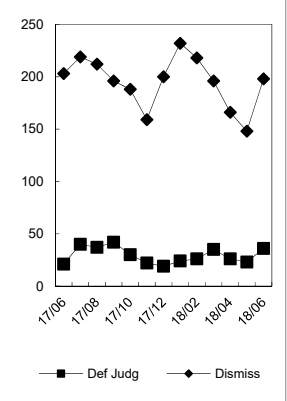
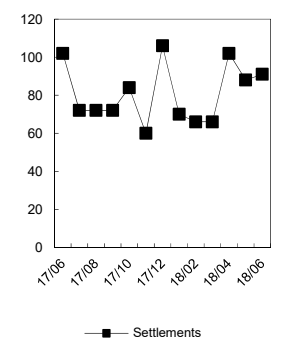
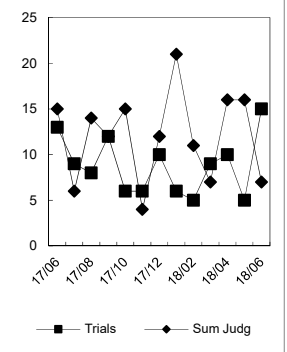
	Cases in Backlog															
	Track 1					Track 2				Track 3			Track 4			Total Backlog
	12 to 18 months	18 to 24 months	24 to 36 months	over 36 months	Total Track 1	18 to 24 months	24 to 36 months	over 36 months	Total Track 2	24 to 36 months	over 36 months	Total Track 3	24 to 36 months	over 36 months	Total Track 4	
Act on Neg Inst	0	0	0	0	0	0	0	0	0	0	0	0	0	0	0	0
Asbestos	0	0	0	0	0	0	0	0	0	0	0	0	0	0	0	0
Assault & Bat	0	0	0	0	0	0	0	0	0	1	0	1	0	0	0	1
Auto - Pers Inj	0	0	0	0	0	104	29	2	135	0	0	0	0	0	0	135
Auto - Property	0	0	0	0	0	3	0	0	3	0	0	0	0	0	0	3
Book Account	11	1	0	0	12	0	0	0	0	0	0	0	0	0	0	12
Civil Rights	0	0	0	0	0	0	0	0	0	2	1	3	0	0	0	3
Complex Comme	0	0	0	0	0	0	0	0	0	0	0	0	8	5	13	13
Condemnation	0	0	0	0	0	0	0	0	0	0	0	0	0	0	0	0
Construction	0	0	0	0	0	3	1	0	4	0	0	0	0	0	0	4
Contract/Comme	0	0	0	0	0	15	5	1	21	0	0	0	0	0	0	21
Employment	0	0	0	0	0	0	0	0	0	0	0	0	0	0	0	0
Lieu of P. Writ	0	0	0	0	0	0	0	0	0	0	0	0	0	2	2	2
Medical Malprac	0	0	0	0	0	0	0	0	0	26	8	34	0	0	0	34
Name Change	0	0	0	0	0	0	0	0	0	0	0	0	0	0	0	0
Other Insurance	5	1	0	0	6	0	0	0	0	0	0	0	0	0	0	6
Other MCL	0	0	0	0	0	0	0	0	0	0	0	0	0	0	0	0
Other Track 1	4	0	0	0	4	0	0	0	0	0	0	0	0	0	0	4
Other Track 3	0	0	0	0	0	0	0	0	0	9	3	12	0	0	0	12
Other Track 4	0	0	0	0	0	0	0	0	0	0	0	0	26	8	34	34
Personal Injury	0	0	0	0	0	67	35	3	105	0	0	0	0	0	0	105
Prod Liability	0	0	0	0	0	0	0	0	0	0	0	0	0	0	0	0
Prof Malpractic	0	0	0	0	0	0	0	0	0	7	1	8	0	0	0	8
PIP Coverage	0	0	0	0	0	0	0	0	0	0	0	0	0	0	0	0
Real Property	2	0	0	0	2	0	0	0	0	0	0	0	0	0	0	2
Tort Other	0	0	0	0	0	9	5	0	14	0	0	0	0	0	0	14
Toxic Tort	0	0	0	0	0	0	0	0	0	1	0	1	0	0	0	1
UM/UIM Bod Inj	0	0	0	0	0	3	1	0	4	0	0	0	0	0	0	4
Total	22	2	0	0	24	204	76	6	286	46	13	59	34	15	49	418

NOTE: Some Multicounty Litigation (MCL) cases were transferred in November 2014: Atlantic to Bergen = 8,935; Atlantic to Middlesex = 4,070.

CIVIL RESOLUTION SUMMARY BY CASETYPE
JULY 2017 - JUNE 2018
MORRIS

	Trial			Summary					Total	Percent resolved by					
	Jury	Nonjury	Total	Judgment	Settlement	Default Judgment	Dismiss	Other		Trial	Sum Jud	Settle	Default J	Dismiss	Other
Act on Neg Inst	0	0	0	0	2	7	4	0	13	0%	0%	15%	54%	31%	0%
Asbestos	0	0	0	0	0	0	0	0	0	0%	0%	0%	0%	0%	0%
Assault & Bat	0	0	0	0	6	1	6	0	13	0%	0%	46%	8%	46%	0%
Auto - Pers Inj	20	1	21	1	240	2	376	21	661	3%	0%	36%	0%	57%	3%
Auto - Property	0	0	0	0	5	1	8	0	14	0%	0%	36%	7%	57%	0%
Book Account	1	0	1	9	90	128	211	2	441	0%	2%	20%	29%	48%	0%
Civil Rights	1	0	1	0	1	0	7	2	11	9%	0%	9%	0%	64%	18%
Complex Commer	1	1	2	0	6	0	15	3	26	8%	0%	23%	0%	58%	12%
Condemnation	0	0	0	0	2	0	3	0	5	0%	0%	40%	0%	60%	0%
Construction	2	0	2	1	5	3	17	1	29	7%	3%	17%	10%	59%	3%
Contract/Commer	0	3	3	17	106	93	309	24	552	1%	3%	19%	17%	56%	4%
Employment	0	0	0	0	4	2	13	1	20	0%	0%	20%	10%	65%	5%
Lieu of P. Writ	0	0	0	1	6	1	19	6	33	0%	3%	18%	3%	58%	18%
Medical Malprac	9	0	9	0	32	0	35	1	77	12%	0%	42%	0%	45%	1%
Name Change	0	0	0	0	0	0	7	139	146	0%	0%	0%	0%	5%	95%
Other Insurance	0	1	1	1	24	2	44	5	77	1%	1%	31%	3%	57%	6%
Other MCL	0	0	0	0	0	0	0	0	0	0%	0%	0%	0%	0%	0%
Other Track 1	0	3	3	7	51	9	124	16	210	1%	3%	24%	4%	59%	8%
Other Track 3	1	1	2	1	32	0	54	16	105	2%	1%	30%	0%	51%	15%
Other Track 4	1	1	2	0	9	0	13	0	24	8%	0%	38%	0%	54%	0%
Personal Injury	6	0	6	2	192	0	233	11	444	1%	0%	43%	0%	52%	2%
Prod Liability	0	0	0	0	7	0	8	4	19	0%	0%	37%	0%	42%	21%
Prof Malpractic	3	0	3	1	18	1	30	1	54	6%	2%	33%	2%	56%	2%
PIP Coverage	0	0	0	0	3	0	53	7	63	0%	0%	5%	0%	84%	11%
Real Property	0	0	0	0	2	2	10	2	16	0%	0%	13%	13%	63%	13%
Tort Other	0	0	0	2	22	5	47	1	77	0%	3%	29%	6%	61%	1%
Toxic Tort	0	0	0	0	0	0	0	0	0	0%	0%	0%	0%	0%	0%
UM/UIM Bod Inj	1	0	1	0	5	0	11	0	17	6%	0%	29%	0%	65%	0%
Total	46	11	57	43	870	257	1,657	263	3,147	2%	1%	28%	8%	53%	8%

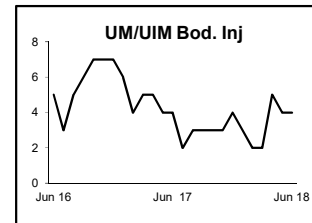
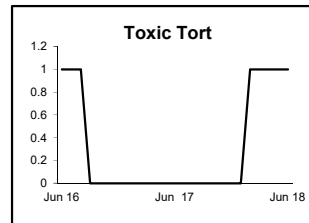
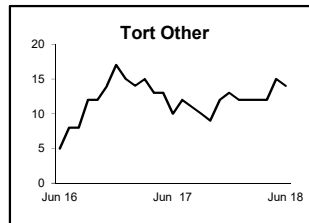
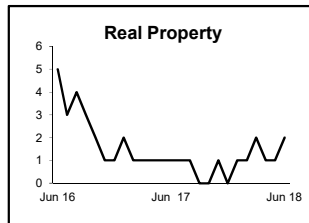
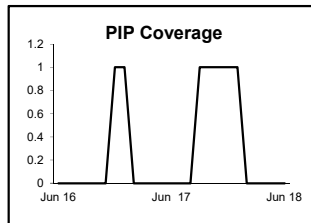
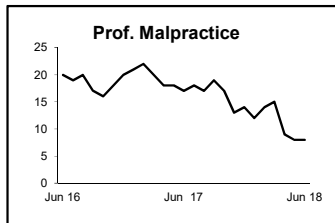
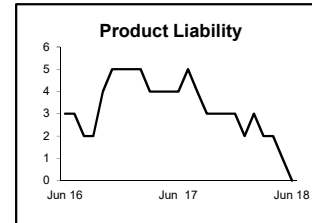
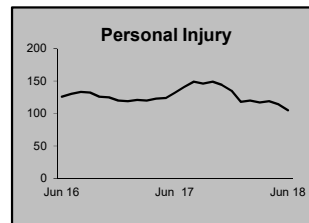
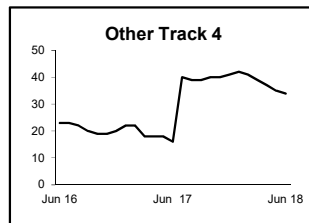
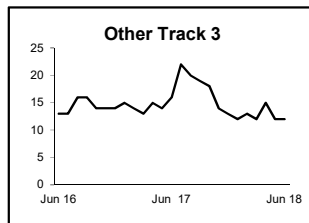
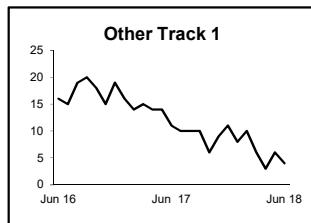
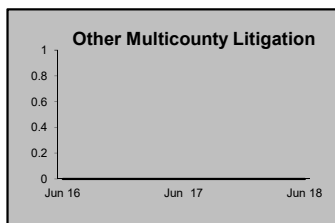
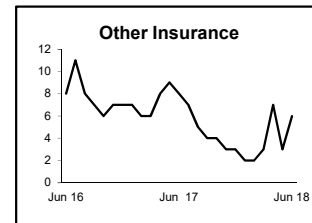
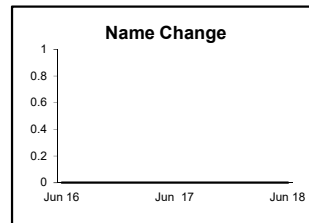
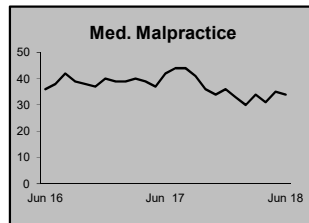
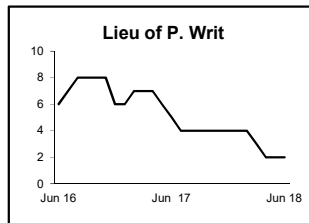
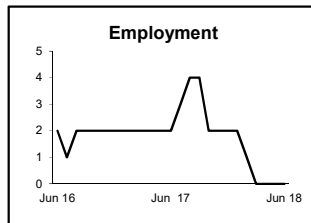
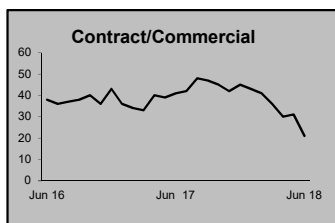
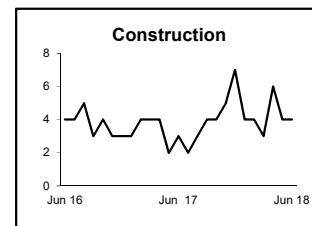
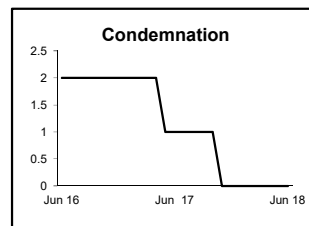
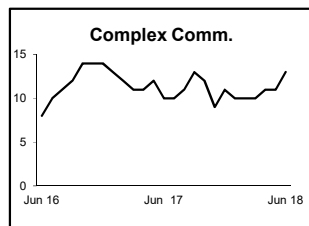
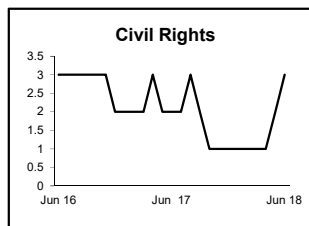
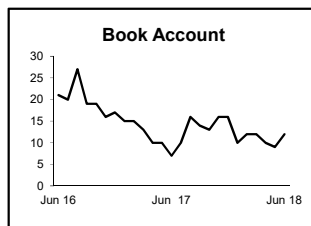
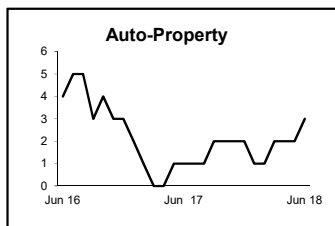
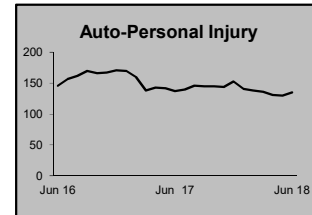
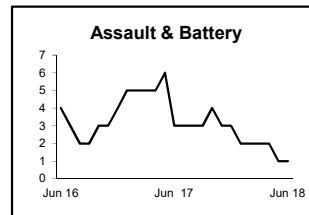
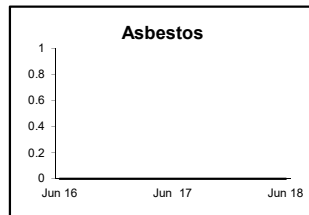
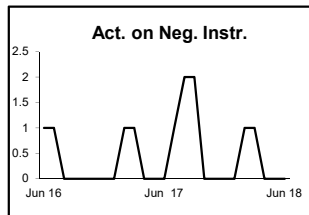
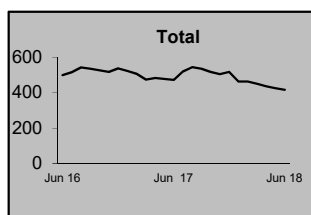
Monthly Resolutions



NOTE: Some Multicounty Litigation (MCL) cases were transferred in November 2014: Atlantic to Bergen = 8,935; Atlantic to Middlesex = 4,070.

CIVIL BACKLOG BY CASETYPE JUNE 2018 MORRIS

	Total Backlog	% chg
Jun 16	500	
Jun 17	473	-5%
Jun 18	418	-12%



1) Casetypes with the state's largest backlogs are highlighted.

2) Some Multicounty Litigation (MCL) cases were transferred in November 2014: Atlantic to Bergen = 8,935; Atlantic to Middlesex = 4,070.

CIVIL CASELOAD SUMMARY BY CASETYPE
JULY 2017 - JUNE 2018
OCEAN

	Filings			Resolutions			Clearance		Backlog			Backlog Percent		Backlog Per 100 Monthly Filings		Active Pending		
	Jul 2016 to Jun 2017	Jul 2017 to Jun 2018	percent change	Jul 2016 to Jun 2017	Jul 2017 to Jun 2018	percent change	Jul 2017 - Jun 2018		Jun 2017	Jun 2018	percent change	Jun 2017	Jun 2018	Jun 2017	Jun 2018	Jun 2017	Jun 2018	percent change
	number	percent																
Act on Neg Inst	11	13	18%	13	9	-31%	-4	69%	0	1		0%	13%	0	92	4	8	100%
Asbestos	0	0	0%	0	0	0%	0	100%	0	0	0%	0%	0%	0	0	0	0	0%
Assault & Bat	14	10	-29%	9	5	-44%	-5	50%	0	1		0%	5%	0	120	16	21	31%
Auto - Pers Inj	982	945	-4%	956	966	1%	21	102%	277	293	6%	20%	22%	338	372	1,362	1,349	-1%
Auto - Property	39	27	-31%	37	31	-16%	4	115%	4	4	0%	14%	17%	123	178	28	23	-18%
Book Account	548	389	-29%	527	476	-10%	87	122%	13	9	-31%	5%	5%	28	28	276	189	-32%
Civil Rights	15	8	-47%	11	12	9%	4	150%	1	2	100%	8%	22%	80	300	13	9	-31%
Complex Comme	10	7	-30%	15	17	13%	10	243%	5	6	20%	22%	40%	600	1,029	23	15	-35%
Condemnation	68	93	37%	32	50	56%	-43	54%	5	76	>999%	3%	41%	88	981	143	186	30%
Construction	58	38	-34%	55	45	-18%	7	118%	10	11	10%	17%	22%	207	347	59	51	-14%
Contract/Comme	406	533	31%	450	482	7%	-51	90%	25	29	16%	8%	8%	74	65	312	359	15%
Employment	12	5	-58%	11	8	-27%	3	160%	2	1	-50%	20%	14%	200	240	10	7	-30%
Lieu of P. Writ	40	36	-10%	41	41	0%	5	114%	6	4	-33%	18%	14%	180	133	33	28	-15%
Medical Malprac	61	68	11%	67	66	-1%	-2	97%	26	39	50%	23%	33%	511	688	115	119	3%
Name Change	155	114	-26%	158	111	-30%	-3	97%	0	0	0%	0%	0%	0	0	16	19	19%
Other Insurance	51	31	-39%	39	42	8%	11	135%	4	7	75%	10%	27%	94	271	39	26	-33%
Other MCL	0	0	0%	0	0	0%	0	100%	0	0	0%	0%	0%	0	0	0	0	0%
Other Track 1	341	260	-24%	348	291	-16%	31	112%	27	20	-26%	16%	14%	95	92	173	138	-20%
Other Track 3	65	64	-2%	77	83	8%	19	130%	6	8	33%	7%	12%	111	150	86	68	-21%
Other Track 4	10	14	40%	19	13	-32%	-1	93%	3	8	167%	16%	35%	360	686	19	23	21%
Personal Injury	603	525	-13%	550	575	5%	50	110%	183	169	-8%	22%	22%	364	386	829	781	-6%
Prod Liability	13	25	92%	15	28	87%	3	112%	5	3	-40%	18%	12%	462	144	28	26	-7%
Prof Malpractic	30	25	-17%	45	40	-11%	15	160%	8	7	-13%	15%	14%	320	336	52	50	-4%
PIP Coverage	12	9	-25%	7	15	114%	6	167%	2	1	-50%	22%	33%	200	133	9	3	-67%
Real Property	25	37	48%	39	34	-13%	-3	92%	4	2	-50%	24%	10%	192	65	17	20	18%
Tort Other	120	102	-15%	107	115	7%	13	113%	17	23	35%	14%	21%	170	271	122	107	-12%
Toxic Tort	1	0	-100%	0	0	0%	0	100%	0	0	0%	0%	0%	0	0	1	1	0%
UM/UIM Bod Inj	51	79	55%	58	66	14%	-13	84%	10	4	-60%	15%	5%	235	61	66	78	18%
Total	3,741	3,457	-8%	3,686	3,621	-2%	164	105%	643	728	13%	17%	20%	206	253	3,851	3,704	-4%

NOTE: Some Multicounty Litigation (MCL) cases were transferred in November 2014: Atlantic to Bergen = 8,935; Atlantic to Middlesex = 4,070.

CIVIL BACKLOG SUMMARY BY CASETYPE

JUNE 2018

OCEAN

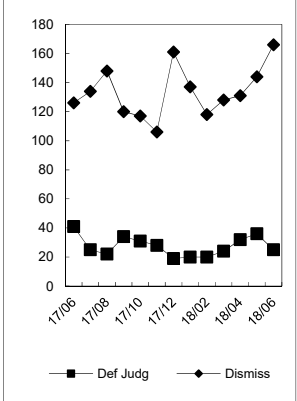
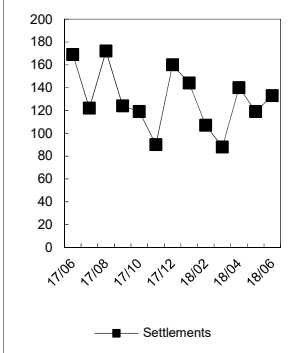
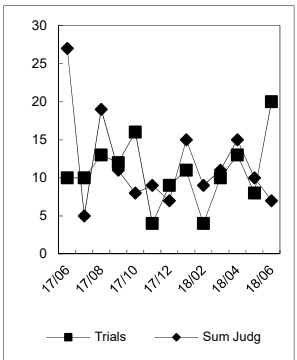
	Cases in Backlog															
	Track 1					Track 2				Track 3			Track 4			Total Backlog
	12 to 18 months	18 to 24 months	24 to 36 months	over 36 months	Total Track 1	18 to 24 months	24 to 36 months	over 36 months	Total Track 2	24 to 36 months	over 36 months	Total Track 3	24 to 36 months	over 36 months	Total Track 4	
Act on Neg Inst	1	0	0	0	1	0	0	0	0	0	0	0	0	0	0	1
Asbestos	0	0	0	0	0	0	0	0	0	0	0	0	0	0	0	0
Assault & Bat	0	0	0	0	0	0	0	0	0	1	0	1	0	0	0	1
Auto - Pers Inj	0	0	0	0	0	165	112	16	293	0	0	0	0	0	0	293
Auto - Property	0	0	0	0	0	3	1	0	4	0	0	0	0	0	0	4
Book Account	6	2	1	0	9	0	0	0	0	0	0	0	0	0	0	9
Civil Rights	0	0	0	0	0	0	0	0	0	2	0	2	0	0	0	2
Complex Comme	0	0	0	0	0	0	0	0	0	0	0	0	6	0	6	6
Condemnation	0	0	0	0	0	0	0	0	0	72	4	76	0	0	0	76
Construction	0	0	0	0	0	6	3	2	11	0	0	0	0	0	0	11
Contract/Comme	0	0	0	0	0	13	14	2	29	0	0	0	0	0	0	29
Employment	0	0	0	0	0	0	1	0	1	0	0	0	0	0	0	1
Lieu of P. Writ	0	0	0	0	0	0	0	0	0	0	0	0	2	2	4	4
Medical Malprac	0	0	0	0	0	0	0	0	0	30	9	39	0	0	0	39
Name Change	0	0	0	0	0	0	0	0	0	0	0	0	0	0	0	0
Other Insurance	5	2	0	0	7	0	0	0	0	0	0	0	0	0	0	7
Other MCL	0	0	0	0	0	0	0	0	0	0	0	0	0	0	0	0
Other Track 1	8	3	9	0	20	0	0	0	0	0	0	0	0	0	0	20
Other Track 3	0	0	0	0	0	0	0	0	0	7	1	8	0	0	0	8
Other Track 4	0	0	0	0	0	0	0	0	0	0	0	0	6	2	8	8
Personal Injury	0	0	0	0	0	113	48	8	169	0	0	0	0	0	0	169
Prod Liability	0	0	0	0	0	0	0	0	0	2	1	3	0	0	0	3
Prof Malpractic	0	0	0	0	0	0	0	0	0	6	1	7	0	0	0	7
PIP Coverage	1	0	0	0	1	0	0	0	0	0	0	0	0	0	0	1
Real Property	1	0	0	1	2	0	0	0	0	0	0	0	0	0	0	2
Tort Other	0	0	0	0	0	13	9	1	23	0	0	0	0	0	0	23
Toxic Tort	0	0	0	0	0	0	0	0	0	0	0	0	0	0	0	0
UM/UIM Bod Inj	0	0	0	0	0	2	2	0	4	0	0	0	0	0	0	4
Total	22	7	10	1	40	315	190	29	534	120	16	136	14	4	18	728

NOTE: Some Multicounty Litigation (MCL) cases were transferred in November 2014: Atlantic to Bergen = 8,935; Atlantic to Middlesex = 4,070.

CIVIL RESOLUTION SUMMARY BY CASETYPE
JULY 2017 - JUNE 2018
OCEAN

	Trial			Summary					Total	Percent resolved by					
	Jury	Nonjury	Total	Judgment	Settlement	Default Judgment	Dismiss	Other		Trial	Sum Jud	Settle	Default J	Dismiss	Other
Act on Neg Inst	0	0	0	0	2	4	3	0	9	0%	0%	22%	44%	33%	0%
Asbestos	0	0	0	0	0	0	0	0	0	0%	0%	0%	0%	0%	0%
Assault & Bat	0	0	0	0	0	0	5	0	5	0%	0%	0%	0%	100%	0%
Auto - Pers Inj	18	0	18	12	354	5	552	25	966	2%	1%	37%	1%	57%	3%
Auto - Property	0	0	0	0	11	7	11	2	31	0%	0%	35%	23%	35%	6%
Book Account	0	0	0	12	95	167	195	7	476	0%	3%	20%	35%	41%	1%
Civil Rights	2	0	2	0	0	0	7	3	12	17%	0%	0%	0%	58%	25%
Complex Commer	2	0	2	1	5	1	7	1	17	12%	6%	29%	6%	41%	6%
Condemnation	0	0	0	0	1	0	8	41	50	0%	0%	2%	0%	16%	82%
Construction	0	0	0	0	19	8	17	1	45	0%	0%	42%	18%	38%	2%
Contract/Commer	0	1	1	8	88	112	246	27	482	0%	2%	18%	23%	51%	6%
Employment	0	0	0	0	2	1	5	0	8	0%	0%	25%	13%	63%	0%
Lieu of P. Writ	0	9	9	0	7	0	24	1	41	22%	0%	17%	0%	59%	2%
Medical Malprac	3	0	3	1	19	0	37	6	66	5%	2%	29%	0%	56%	9%
Name Change	0	0	0	0	0	0	3	108	111	0%	0%	0%	0%	3%	97%
Other Insurance	0	0	0	1	9	3	26	3	42	0%	2%	21%	7%	62%	7%
Other MCL	0	0	0	0	0	0	0	0	0	0%	0%	0%	0%	0%	0%
Other Track 1	0	0	0	6	69	9	113	94	291	0%	2%	24%	3%	39%	32%
Other Track 3	1	0	1	4	36	1	34	7	83	1%	5%	43%	1%	41%	8%
Other Track 4	0	0	0	0	3	1	5	4	13	0%	0%	23%	8%	38%	31%
Personal Injury	8	0	8	18	236	4	264	45	575	1%	3%	41%	1%	46%	8%
Prod Liability	0	0	0	0	9	0	11	8	28	0%	0%	32%	0%	39%	29%
Prof Malpractic	0	0	0	4	12	2	21	1	40	0%	10%	30%	5%	53%	3%
PIP Coverage	0	0	0	1	2	0	10	2	15	0%	7%	13%	0%	67%	13%
Real Property	0	0	0	3	10	2	15	4	34	0%	9%	29%	6%	44%	12%
Tort Other	3	0	3	3	37	5	58	9	115	3%	3%	32%	4%	50%	8%
Toxic Tort	0	0	0	0	0	0	0	0	0	0%	0%	0%	0%	0%	0%
UM/UM Bod Inj	4	0	4	1	27	0	34	0	66	6%	2%	41%	0%	52%	0%
Total	41	10	51	75	1,053	332	1,711	399	3,621	1%	2%	29%	9%	47%	11%

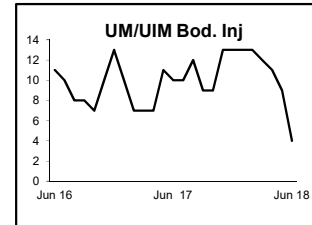
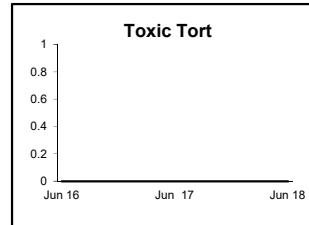
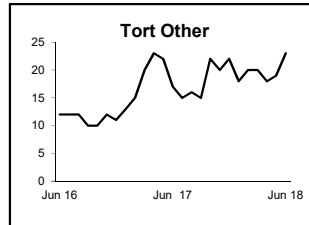
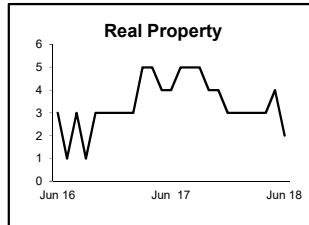
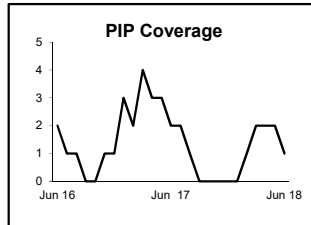
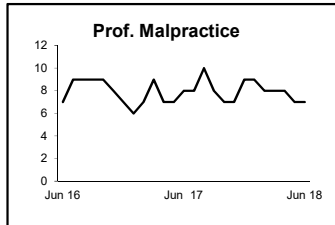
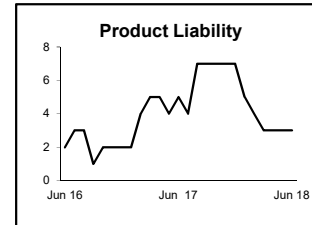
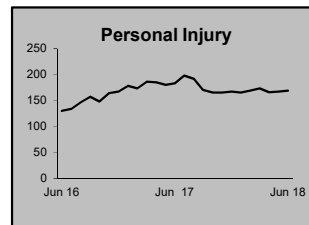
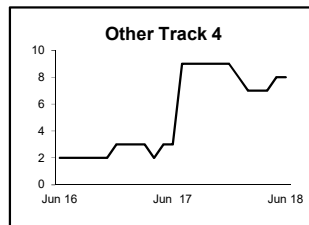
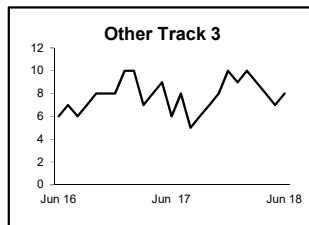
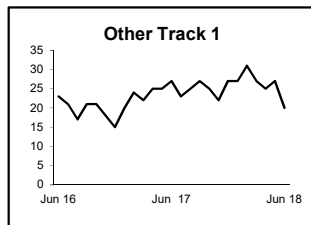
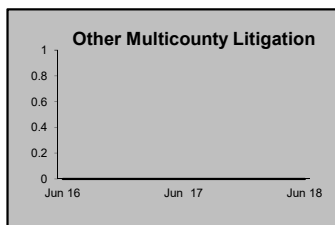
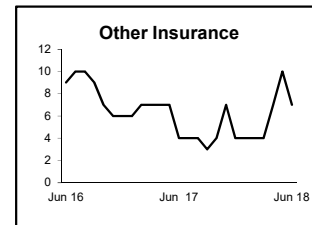
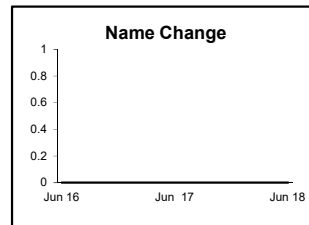
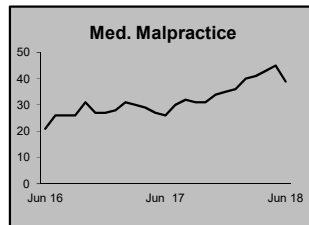
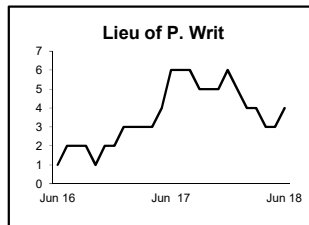
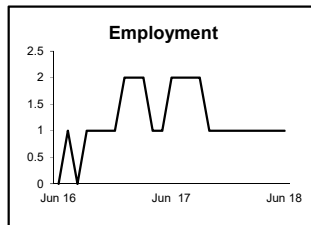
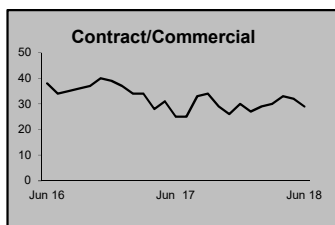
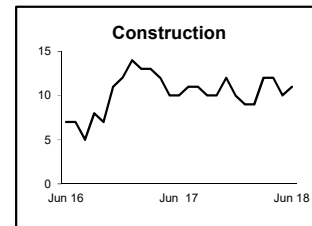
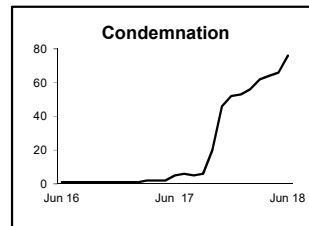
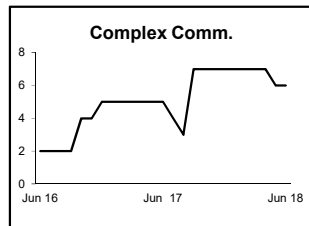
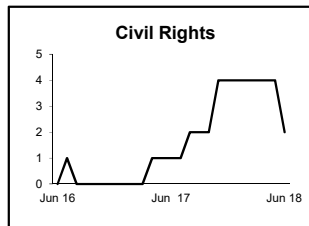
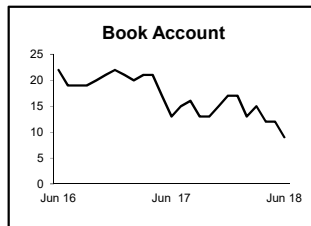
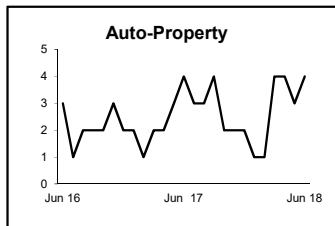
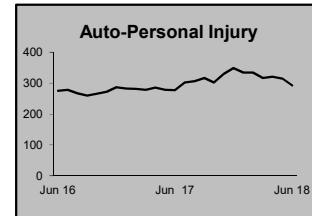
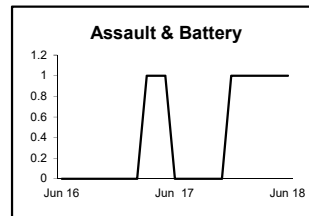
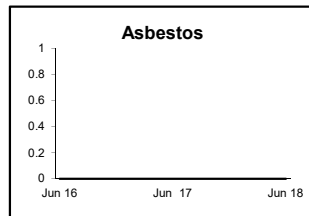
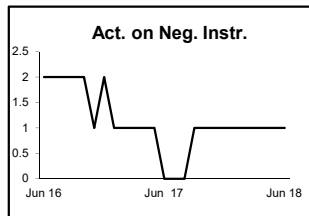
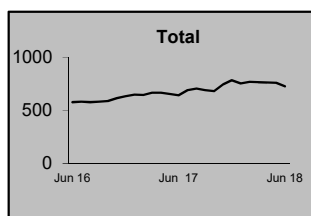
Monthly Resolutions



NOTE: Some Multicounty Litigation (MCL) cases were transferred in November 2014: Atlantic to Bergen = 8,935; Atlantic to Middlesex = 4,070.

CIVIL BACKLOG BY CASETYPE
JUNE 2018
OCEAN

	Total	Backlog	% chg
Jun 16		579	
Jun 17		643	11%
Jun 18		728	13%



1) Casetypes with the state's largest backlogs are highlighted.

2) Some Multicounty Litigation (MCL) cases were transferred in November 2014: Atlantic to Bergen = 8,935; Atlantic to Middlesex = 4,070.

CIVIL CASELOAD SUMMARY BY CASETYPE
JULY 2017 - JUNE 2018
PASSAIC

	Filings			Resolutions			Clearance		Backlog			Backlog Percent		Backlog Per 100 Monthly Filings		Active Pending		
	Jul 2016 to Jun 2017	Jul 2017 to Jun 2018	percent change	Jul 2016 to Jun 2017	Jul 2017 to Jun 2018	percent change	Jul 2017 - Jun 2018		Jun 2017	Jun 2018	percent change	Jun 2017	Jun 2018	Jun 2017	Jun 2018	Jun 2017	Jun 2018	percent change
	number	percent																
Act on Neg Inst	17	9	-47%	13	14	8%	5	156%	0	0	0%	0%	0%	0	0	9	4	-56%
Asbestos	0	0	0%	0	0	0%	0	100%	0	0	0%	0%	0%	0	0	0	0	0%
Assault & Bat	10	7	-30%	11	11	0%	4	157%	0	1		0%	17%	0	171	11	6	-45%
Auto - Pers Inj	2,084	2,049	-2%	1,968	2,009	2%	-40	98%	213	261	23%	9%	11%	123	153	2,380	2,421	2%
Auto - Property	21	38	81%	35	24	-31%	-14	63%	1	0	-100%	6%	0%	57	0	17	31	82%
Book Account	447	372	-17%	463	418	-10%	46	112%	15	6	-60%	6%	3%	40	19	235	188	-20%
Civil Rights	14	16	14%	8	17	113%	1	106%	4	1	-75%	27%	7%	343	75	15	15	0%
Complex Comme	6	13	117%	7	6	-14%	-7	46%	0	0	0%	0%	0%	0	0	3	10	233%
Condemnation	0	1		1	0	-100%	-1	0%	0	0	0%	0%	0%	0	0	0	1	
Construction	18	16	-11%	29	19	-34%	3	119%	0	1		0%	10%	0	75	13	10	-23%
Contract/Comme	405	450	11%	431	427	-1%	-23	95%	15	14	-7%	5%	5%	44	37	287	307	7%
Employment	16	11	-31%	12	14	17%	3	127%	1	2	100%	6%	14%	75	218	16	14	-13%
Lieu of P. Writ	22	27	23%	30	23	-23%	-4	85%	3	4	33%	17%	17%	164	178	18	23	28%
Medical Malprac	45	36	-20%	43	54	26%	18	150%	13	13	0%	15%	19%	347	433	84	68	-19%
Name Change	143	158	10%	153	161	5%	3	102%	0	0	0%	0%	0%	0	0	15	12	-20%
Other Insurance	69	46	-33%	62	59	-5%	13	128%	5	5	0%	12%	18%	87	130	43	28	-35%
Other MCL	0	0	0%	0	0	0%	0	100%	0	0	0%	0%	0%	0	0	0	0	0%
Other Track 1	181	186	3%	216	176	-19%	-10	95%	7	10	43%	8%	10%	46	65	87	96	10%
Other Track 3	55	79	44%	79	82	4%	3	104%	6	5	-17%	8%	7%	131	76	75	73	-3%
Other Track 4	5	6	20%	22	17	-23%	11	283%	5	7	40%	21%	50%	1,200	1,400	24	14	-42%
Personal Injury	711	692	-3%	903	760	-16%	68	110%	111	94	-15%	12%	11%	187	163	892	822	-8%
Prod Liability	10	19	90%	11	21	91%	2	111%	2	4	100%	10%	19%	240	253	20	21	5%
Prof Malpractic	34	22	-35%	32	30	-6%	8	136%	4	3	-25%	10%	8%	141	164	41	36	-12%
PIP Coverage	26	37	42%	28	30	7%	-7	81%	0	0	0%	0%	0%	0	0	7	13	86%
Real Property	16	23	44%	22	21	-5%	-2	91%	1	3	200%	13%	30%	75	157	8	10	25%
Tort Other	87	88	1%	86	79	-8%	-9	90%	4	8	100%	5%	10%	55	109	81	84	4%
Toxic Tort	0	1		4	0	-100%	-1	0%	0	1		0%	20%	0	1,200	1	5	400%
UM/UIM Bod Inj	105	88	-16%	79	100	27%	12	114%	6	10	67%	5%	9%	69	136	120	109	-9%
Total	4,547	4,490	-1%	4,748	4,572	-4%	82	102%	416	453	9%	9%	10%	110	121	4,502	4,421	-2%

NOTE: Some Multicounty Litigation (MCL) cases were transferred in November 2014: Atlantic to Bergen = 8,935; Atlantic to Middlesex = 4,070.

CIVIL BACKLOG SUMMARY BY CASETYPE

JUNE 2018

PASSAIC

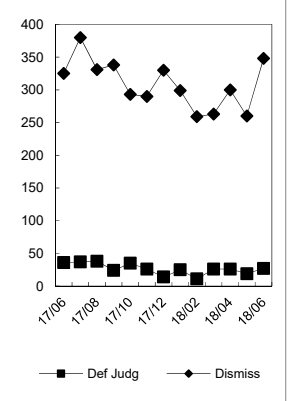
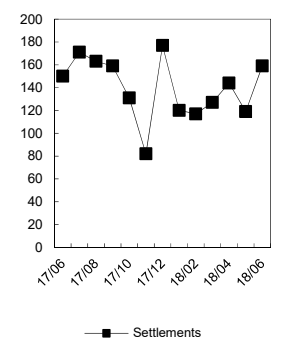
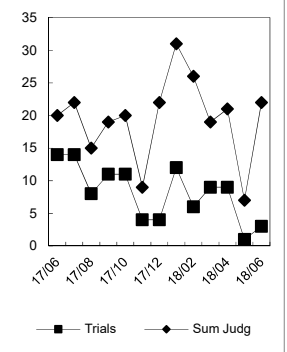
	Cases in Backlog															
	Track 1					Track 2				Track 3			Track 4			Total Backlog
	12 to 18 months	18 to 24 months	24 to 36 months	over 36 months	Total Track 1	18 to 24 months	24 to 36 months	over 36 months	Total Track 2	24 to 36 months	over 36 months	Total Track 3	24 to 36 months	over 36 months	Total Track 4	
Act on Neg Inst	0	0	0	0	0	0	0	0	0	0	0	0	0	0	0	0
Asbestos	0	0	0	0	0	0	0	0	0	0	0	0	0	0	0	0
Assault & Bat	0	0	0	0	0	0	0	0	0	1	0	1	0	0	0	1
Auto - Pers Inj	0	0	0	0	0	221	40	0	261	0	0	0	0	0	0	261
Auto - Property	0	0	0	0	0	0	0	0	0	0	0	0	0	0	0	0
Book Account	5	1	0	0	6	0	0	0	0	0	0	0	0	0	0	6
Civil Rights	0	0	0	0	0	0	0	0	0	1	0	1	0	0	0	1
Complex Comme	0	0	0	0	0	0	0	0	0	0	0	0	0	0	0	0
Condemnation	0	0	0	0	0	0	0	0	0	0	0	0	0	0	0	0
Construction	0	0	0	0	0	0	1	0	1	0	0	0	0	0	0	1
Contract/Comme	0	0	0	0	0	10	2	2	14	0	0	0	0	0	0	14
Employment	0	0	0	0	0	0	2	0	2	0	0	0	0	0	0	2
Lieu of P. Writ	0	0	0	0	0	0	0	0	0	0	0	0	4	0	4	4
Medical Malprac	0	0	0	0	0	0	0	0	0	12	1	13	0	0	0	13
Name Change	0	0	0	0	0	0	0	0	0	0	0	0	0	0	0	0
Other Insurance	4	1	0	0	5	0	0	0	0	0	0	0	0	0	0	5
Other MCL	0	0	0	0	0	0	0	0	0	0	0	0	0	0	0	0
Other Track 1	7	2	1	0	10	0	0	0	0	0	0	0	0	0	0	10
Other Track 3	0	0	0	0	0	0	0	0	0	5	0	5	0	0	0	5
Other Track 4	0	0	0	0	0	0	0	0	0	0	0	0	6	1	7	7
Personal Injury	0	0	0	0	0	84	10	0	94	0	0	0	0	0	0	94
Prod Liability	0	0	0	0	0	0	0	0	0	4	0	4	0	0	0	4
Prof Malpractic	0	0	0	0	0	0	0	0	0	3	0	3	0	0	0	3
PIP Coverage	0	0	0	0	0	0	0	0	0	0	0	0	0	0	0	0
Real Property	3	0	0	0	3	0	0	0	0	0	0	0	0	0	0	3
Tort Other	0	0	0	0	0	5	3	0	8	0	0	0	0	0	0	8
Toxic Tort	0	0	0	0	0	0	0	0	0	1	0	1	0	0	0	1
UM/UIM Bod Inj	0	0	0	0	0	9	1	0	10	0	0	0	0	0	0	10
Total	19	4	1	0	24	329	59	2	390	27	1	28	10	1	11	453

NOTE: Some Multicounty Litigation (MCL) cases were transferred in November 2014: Atlantic to Bergen = 8,935; Atlantic to Middlesex = 4,070.

CIVIL RESOLUTION SUMMARY BY CASETYPE
JULY 2017 - JUNE 2018
PASSAIC

	Trial			Summary					Total	Percent resolved by					
	Jury	Nonjury	Total	Judgment	Settlement	Default Judgment	Dismiss	Other		Trial	Sum Jud	Settle	Default J	Dismiss	Other
Act on Neg Inst	0	0	0	0	2	7	5	0	14	0%	0%	14%	50%	36%	0%
Asbestos	0	0	0	0	0	0	0	0	0	0%	0%	0%	0%	0%	0%
Assault & Bat	0	0	0	0	4	0	5	2	11	0%	0%	36%	0%	45%	18%
Auto - Pers Inj	14	1	15	10	1,320	12	589	63	2,009	1%	0%	66%	1%	29%	3%
Auto - Property	0	0	0	0	11	4	9	0	24	0%	0%	46%	17%	38%	0%
Book Account	0	0	0	9	94	148	161	6	418	0%	2%	22%	35%	39%	1%
Civil Rights	0	0	0	0	7	0	10	0	17	0%	0%	41%	0%	59%	0%
Complex Commer	0	0	0	0	1	0	3	2	6	0%	0%	17%	0%	50%	33%
Condemnation	0	0	0	0	0	0	0	0	0	0%	0%	0%	0%	0%	0%
Construction	0	0	0	0	5	1	12	1	19	0%	0%	26%	5%	63%	5%
Contract/Commer	3	5	8	9	111	71	179	49	427	2%	2%	26%	17%	42%	11%
Employment	0	0	0	2	4	0	7	1	14	0%	14%	29%	0%	50%	7%
Lieu of P. Writ	0	1	1	0	7	0	8	7	23	4%	0%	30%	0%	35%	30%
Medical Malprac	3	0	3	1	26	0	21	3	54	6%	2%	48%	0%	39%	6%
Name Change	0	0	0	0	0	0	18	143	161	0%	0%	0%	0%	11%	89%
Other Insurance	0	0	0	0	23	3	29	4	59	0%	0%	39%	5%	49%	7%
Other MCL	0	0	0	0	0	0	0	0	0	0%	0%	0%	0%	0%	0%
Other Track 1	1	2	3	2	41	14	88	28	176	2%	1%	23%	8%	50%	16%
Other Track 3	0	0	0	3	39	0	30	10	82	0%	4%	48%	0%	37%	12%
Other Track 4	0	0	0	0	8	0	9	0	17	0%	0%	47%	0%	53%	0%
Personal Injury	5	0	5	15	479	7	222	32	760	1%	2%	63%	1%	29%	4%
Prod Liability	0	0	0	2	6	0	9	4	21	0%	10%	29%	0%	43%	19%
Prof Malpractic	1	0	1	2	17	0	9	1	30	3%	7%	57%	0%	30%	3%
PIP Coverage	0	0	0	0	8	1	19	2	30	0%	0%	27%	3%	63%	7%
Real Property	0	0	0	0	6	1	12	2	21	0%	0%	29%	5%	57%	10%
Tort Other	2	0	2	2	25	6	41	3	79	3%	3%	32%	8%	52%	4%
Toxic Tort	0	0	0	0	0	0	0	0	0	0%	0%	0%	0%	0%	0%
UM/UM Bod Inj	0	0	0	1	64	2	32	1	100	0%	1%	64%	2%	32%	1%
Total	29	9	38	58	2,308	277	1,527	364	4,572	1%	1%	50%	6%	33%	8%

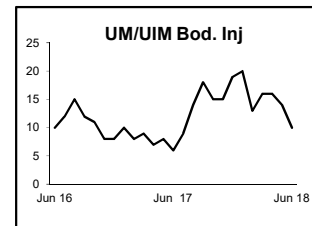
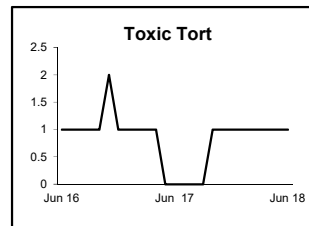
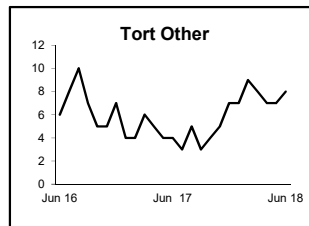
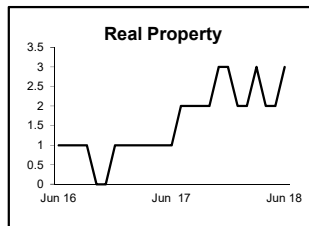
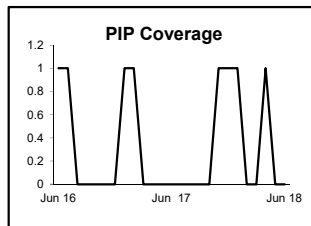
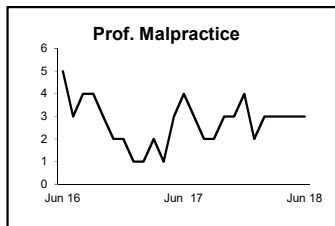
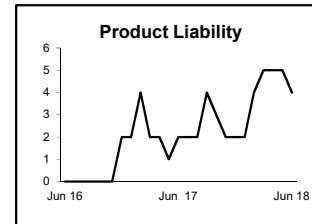
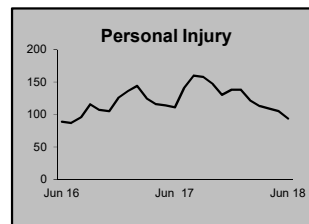
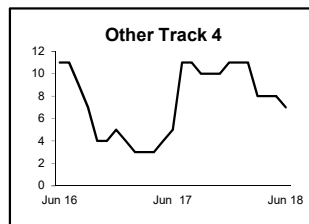
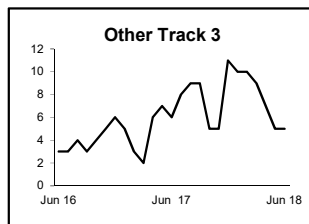
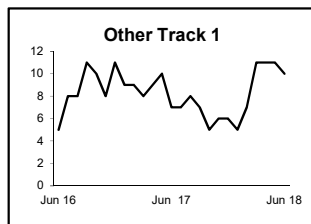
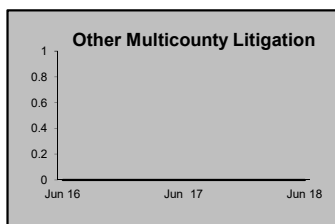
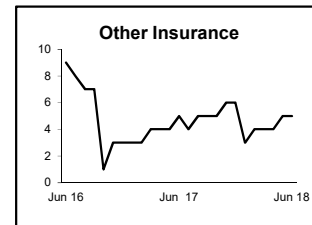
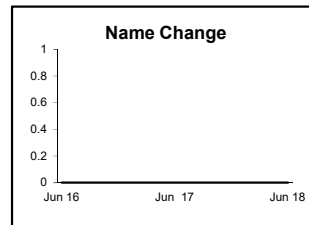
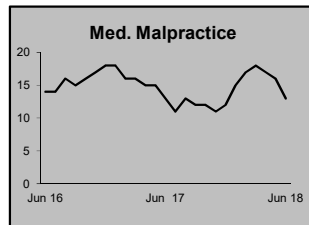
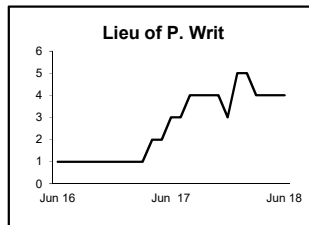
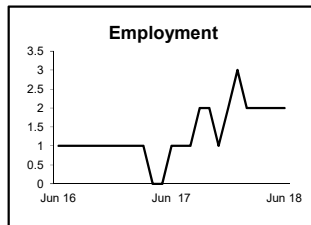
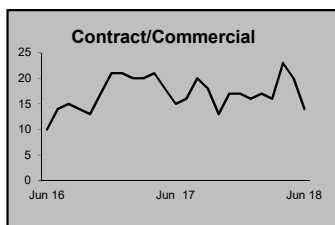
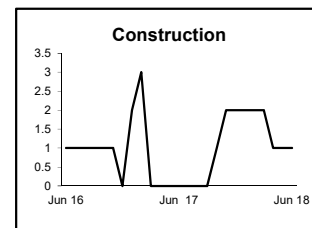
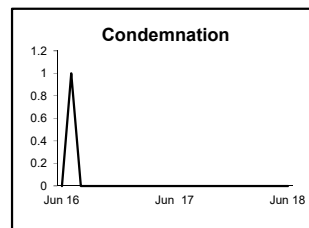
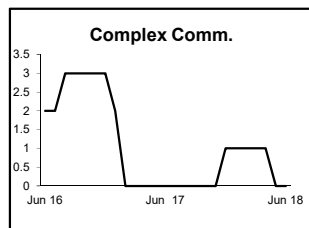
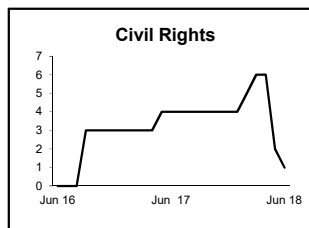
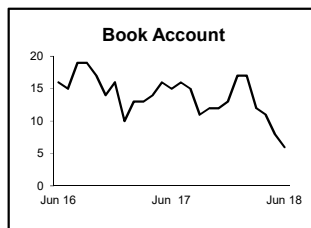
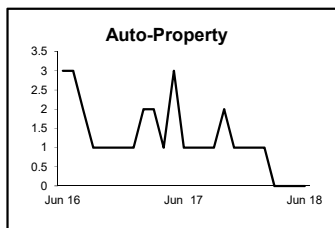
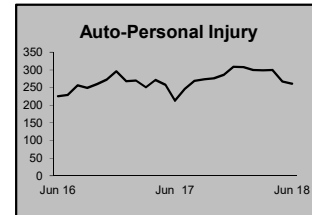
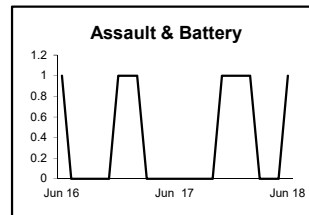
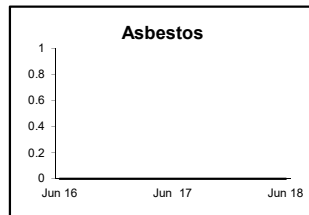
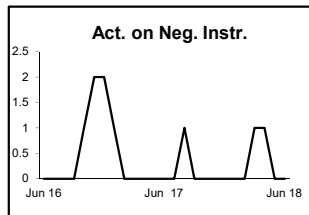
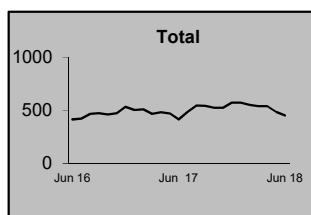
Monthly Resolutions



NOTE: Some Multicounty Litigation (MCL) cases were transferred in November 2014: Atlantic to Bergen = 8,935; Atlantic to Middlesex = 4,070.

CIVIL BACKLOG BY CASETYPE JUNE 2018 PASSAIC

	Total Backlog	% chg
Jun 16	416	
Jun 17	416	0%
Jun 18	453	9%



1) Casetypes with the state's largest backlogs are highlighted.

2) Some Multicounty Litigation (MCL) cases were transferred in November 2014: Atlantic to Bergen = 8,935; Atlantic to Middlesex = 4,070.

CIVIL CASELOAD SUMMARY BY CASETYPE
JULY 2017 - JUNE 2018
SALEM

	Filings			Resolutions			Clearance		Backlog			Backlog Percent		Backlog Per 100 Monthly Filings		Active Pending		
	Jul 2016 to Jun 2017	Jul 2017 to Jun 2018	percent change	Jul 2016 to Jun 2017	Jul 2017 to Jun 2018	percent change	Jul 2017 - Jun 2018		Jun 2017	Jun 2018	percent change	Jun 2017	Jun 2018	Jun 2017	Jun 2018	Jun 2017	Jun 2018	percent change
	number	percent																
Act on Neg Inst	3	3	0%	3	3	0%	0	100%	0	0	0%	0%	0%	0	0	1	1	0%
Asbestos	0	0	0%	0	0	0%	0	100%	0	0	0%	0%	0%	0	0	0	0	0%
Assault & Bat	2	0	-100%	0	1		1	100%	0	2		0%	67%	0		4	3	-25%
Auto - Pers Inj	56	54	-4%	37	56	51%	2	104%	8	10	25%	13%	17%	171	222	62	60	-3%
Auto - Property	1	3	200%	3	4	33%	1	133%	1	0	-100%	50%	0%	1,200	0	2	1	-50%
Book Account	56	58	4%	46	72	57%	14	124%	2	0	-100%	6%	0%	43	0	32	18	-44%
Civil Rights	8	2	-75%	1	4	300%	2	200%	1	1	0%	13%	17%	150	600	8	6	-25%
Complex Comme	0	1		0	1		0	100%	0	0	0%	0%	0%	0	0	0	0	0%
Condemnation	0	1		1	0	-100%	-1	0%	0	0	0%	0%	0%	0	0	0	1	
Construction	5	3	-40%	3	2	-33%	-1	67%	0	1		0%	25%	0	400	3	4	33%
Contract/Comme	25	37	48%	27	30	11%	-7	81%	0	2		0%	10%	0	65	14	21	50%
Employment	3	3	0%	0	1		-2	33%	0	1		0%	25%	0	400	2	4	100%
Lieu of P. Writ	3	2	-33%	5	4	-20%	2	200%	0	0	0%	0%	0%	0	0	3	1	-67%
Medical Malprac	4	2	-50%	6	4	-33%	2	200%	1	1	0%	17%	25%	300	600	6	4	-33%
Name Change	21	18	-14%	21	19	-10%	1	106%	0	0	0%	0%	0%	0	0	2	1	-50%
Other Insurance	2	4	100%	5	1	-80%	-3	25%	0	0	0%	0%	0%	0	0	0	2	
Other MCL	0	0	0%	0	0	0%	0	100%	0	0	0%	0%	0%	0	0	0	0	0%
Other Track 1	25	22	-12%	24	24	0%	2	109%	1	1	0%	8%	10%	48	55	12	10	-17%
Other Track 3	6	5	-17%	5	5	0%	0	100%	0	0	0%	0%	0%	0	0	7	7	0%
Other Track 4	6	5	-17%	5	5	0%	0	100%	1	1	0%	20%	20%	200	240	5	5	0%
Personal Injury	33	35	6%	21	40	90%	5	114%	12	6	-50%	23%	13%	436	206	52	47	-10%
Prod Liability	0	2		0	0	0%	-2	0%	0	0	0%	0%	0%	0	0	0	3	
Prof Malpractic	2	1	-50%	2	2	0%	1	200%	0	1		0%	50%	0	1,200	3	2	-33%
PIP Coverage	3	2	-33%	1	3	200%	1	150%	2	1	-50%	50%	33%	800	600	4	3	-25%
Real Property	0	2		1	2	100%	0	100%	0	0	0%	0%	0%	0	0	0	0	0%
Tort Other	11	9	-18%	9	7	-22%	-2	78%	0	1		0%	11%	0	133	7	9	29%
Toxic Tort	1	0	-100%	0	1		1	100%	1	0	-100%	50%	0%	1,200	0	2	1	-50%
UM/UIM Bod Inj	2	7	250%	1	2	100%	-5	29%	0	2		0%	29%	0	343	2	7	250%
Total	278	281	1%	227	293	29%	12	104%	30	31	3%	13%	14%	129	132	233	221	-5%

NOTE: Some Multicounty Litigation (MCL) cases were transferred in November 2014: Atlantic to Bergen = 8,935; Atlantic to Middlesex = 4,070.

CIVIL BACKLOG SUMMARY BY CASETYPE

JUNE 2018

SALEM

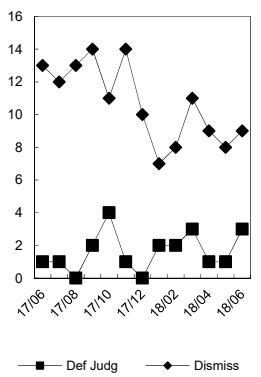
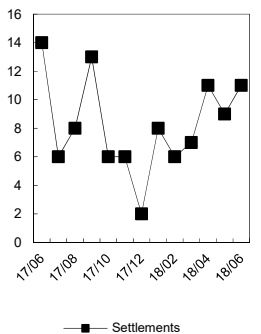
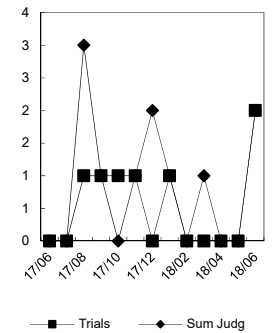
	Cases in Backlog															
	Track 1					Track 2				Track 3			Track 4			Total Backlog
	12 to 18 months	18 to 24 months	24 to 36 months	over 36 months	Total Track 1	18 to 24 months	24 to 36 months	over 36 months	Total Track 2	24 to 36 months	over 36 months	Total Track 3	24 to 36 months	over 36 months	Total Track 4	
Act on Neg Inst	0	0	0	0	0	0	0	0	0	0	0	0	0	0	0	0
Asbestos	0	0	0	0	0	0	0	0	0	0	0	0	0	0	0	0
Assault & Bat	0	0	0	0	0	0	0	0	0	2	0	2	0	0	0	2
Auto - Pers Inj	0	0	0	0	0	7	2	1	10	0	0	0	0	0	0	10
Auto - Property	0	0	0	0	0	0	0	0	0	0	0	0	0	0	0	0
Book Account	0	0	0	0	0	0	0	0	0	0	0	0	0	0	0	0
Civil Rights	0	0	0	0	0	0	0	0	0	0	1	1	0	0	0	1
Complex Comme	0	0	0	0	0	0	0	0	0	0	0	0	0	0	0	0
Condemnation	0	0	0	0	0	0	0	0	0	0	0	0	0	0	0	0
Construction	0	0	0	0	0	0	1	0	1	0	0	0	0	0	0	1
Contract/Comme	0	0	0	0	0	1	1	0	2	0	0	0	0	0	0	2
Employment	0	0	0	0	0	1	0	0	1	0	0	0	0	0	0	1
Lieu of P. Writ	0	0	0	0	0	0	0	0	0	0	0	0	0	0	0	0
Medical Malprac	0	0	0	0	0	0	0	0	0	1	0	1	0	0	0	1
Name Change	0	0	0	0	0	0	0	0	0	0	0	0	0	0	0	0
Other Insurance	0	0	0	0	0	0	0	0	0	0	0	0	0	0	0	0
Other MCL	0	0	0	0	0	0	0	0	0	0	0	0	0	0	0	0
Other Track 1	0	0	1	0	1	0	0	0	0	0	0	0	0	0	0	1
Other Track 3	0	0	0	0	0	0	0	0	0	0	0	0	0	0	0	0
Other Track 4	0	0	0	0	0	0	0	0	0	0	0	0	1	0	1	1
Personal Injury	0	0	0	0	0	5	1	0	6	0	0	0	0	0	0	6
Prod Liability	0	0	0	0	0	0	0	0	0	0	0	0	0	0	0	0
Prof Malpractic	0	0	0	0	0	0	0	0	0	1	0	1	0	0	0	1
PIP Coverage	1	0	0	0	1	0	0	0	0	0	0	0	0	0	0	1
Real Property	0	0	0	0	0	0	0	0	0	0	0	0	0	0	0	0
Tort Other	0	0	0	0	0	1	0	0	1	0	0	0	0	0	0	1
Toxic Tort	0	0	0	0	0	0	0	0	0	0	0	0	0	0	0	0
UM/UIM Bod Inj	0	0	0	0	0	2	0	0	2	0	0	0	0	0	0	2
Total	1	0	1	0	2	17	5	1	23	4	1	5	1	0	1	31

NOTE: Some Multicounty Litigation (MCL) cases were transferred in November 2014: Atlantic to Bergen = 8,935; Atlantic to Middlesex = 4,070.

**CIVIL RESOLUTION SUMMARY BY CASETYPE
JULY 2017 - JUNE 2018
SALEM**

	Trial			Summary					Total	Percent resolved by					
	Jury	Nonjury	Total	Judgment	Settlement	Default Judgment	Dismiss	Other		Trial	Sum Jud	Settle	Default J	Dismiss	Other
Act on Neg Inst	0	0	0	0	0	2	1	0	3	0%	0%	0%	67%	33%	0%
Asbestos	0	0	0	0	0	0	0	0	0	0%	0%	0%	0%	0%	0%
Assault & Bat	0	0	0	0	1	0	0	0	1	0%	0%	100%	0%	0%	0%
Auto - Pers Inj	0	1	1	1	15	1	32	6	56	2%	2%	27%	2%	57%	11%
Auto - Property	0	0	0	0	2	0	1	1	4	0%	0%	50%	0%	25%	25%
Book Account	0	0	0	2	11	24	33	2	72	0%	3%	15%	33%	46%	3%
Civil Rights	0	0	0	0	0	0	2	2	4	0%	0%	0%	0%	50%	50%
Complex Commer	0	0	0	0	0	0	1	0	1	0%	0%	0%	0%	100%	0%
Condemnation	0	0	0	0	0	0	0	0	0	0%	0%	0%	0%	0%	0%
Construction	0	0	0	0	0	0	2	0	2	0%	0%	0%	0%	100%	0%
Contract/Commer	0	0	0	0	6	11	11	2	30	0%	0%	20%	37%	37%	7%
Employment	0	0	0	0	0	0	1	0	1	0%	0%	0%	0%	100%	0%
Lieu of P. Writ	0	0	0	0	1	0	2	1	4	0%	0%	25%	0%	50%	25%
Medical Malprac	0	0	0	0	1	0	3	0	4	0%	0%	25%	0%	75%	0%
Name Change	0	0	0	0	0	0	6	13	19	0%	0%	0%	0%	32%	68%
Other Insurance	0	0	0	0	0	0	0	1	1	0%	0%	0%	0%	0%	100%
Other MCL	0	0	0	0	0	0	0	0	0	0%	0%	0%	0%	0%	0%
Other Track 1	1	0	1	0	9	1	7	6	24	4%	0%	38%	4%	29%	25%
Other Track 3	0	0	0	0	3	0	2	0	5	0%	0%	60%	0%	40%	0%
Other Track 4	0	1	1	0	0	1	2	1	5	20%	0%	0%	20%	40%	20%
Personal Injury	0	0	0	1	17	0	20	2	40	0%	3%	43%	0%	50%	5%
Prod Liability	0	0	0	0	0	0	0	0	0	0%	0%	0%	0%	0%	0%
Prof Malpractic	0	0	0	0	1	0	1	0	2	0%	0%	50%	0%	50%	0%
PIP Coverage	0	1	1	0	1	0	1	0	3	33%	0%	33%	0%	33%	0%
Real Property	0	0	0	0	0	0	1	1	2	0%	0%	0%	0%	50%	50%
Tort Other	0	0	0	0	2	1	3	1	7	0%	0%	29%	14%	43%	14%
Toxic Tort	0	0	0	0	1	0	0	0	1	0%	0%	100%	0%	0%	0%
UM/UM Bod Inj	0	0	0	0	0	0	2	0	2	0%	0%	0%	0%	100%	0%
Total	1	3	4	4	71	41	134	39	293	1%	1%	24%	14%	46%	13%

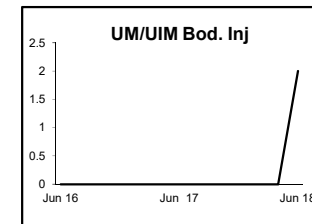
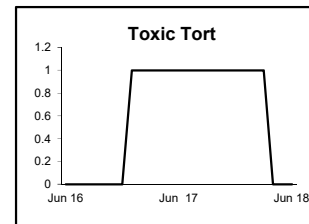
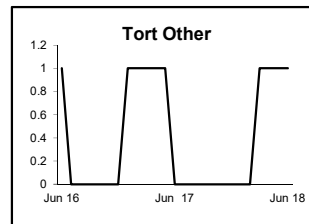
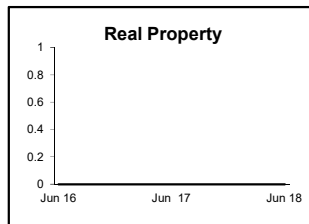
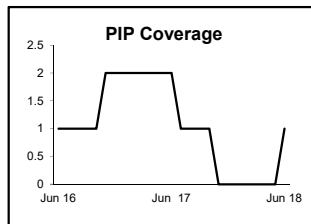
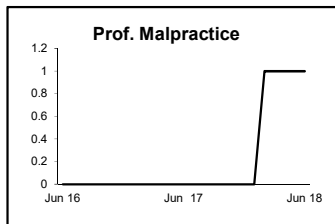
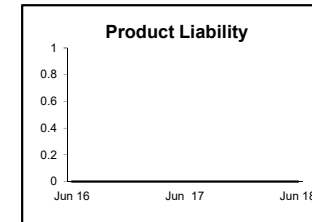
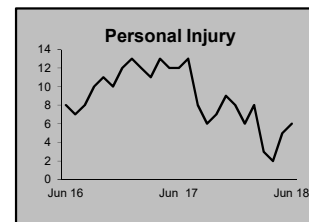
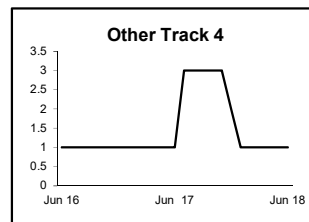
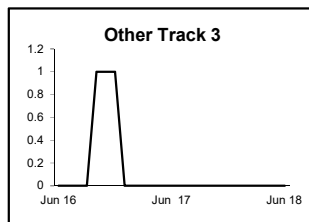
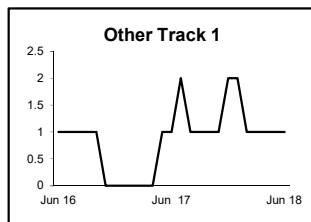
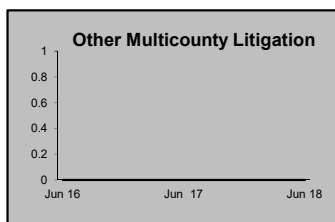
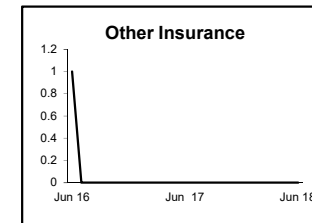
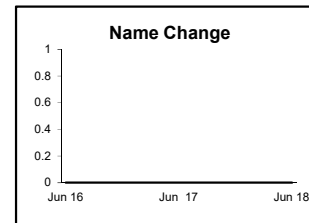
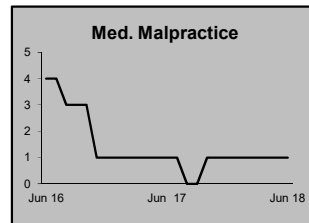
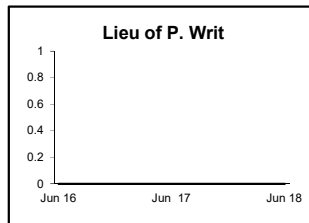
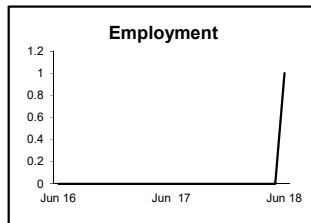
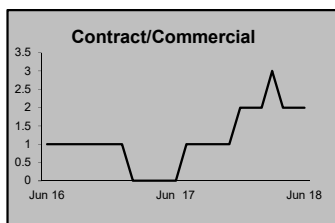
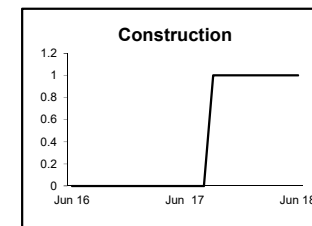
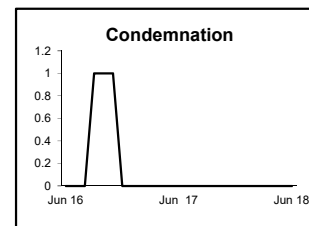
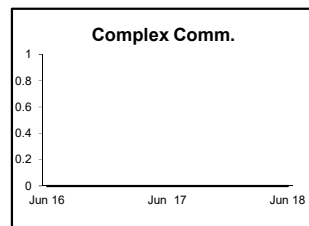
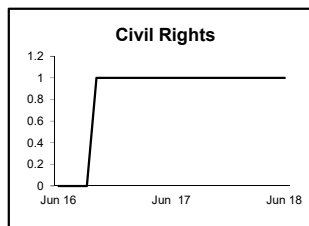
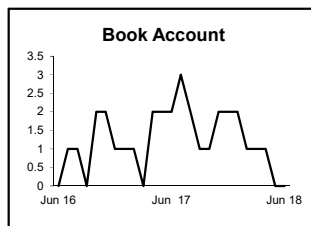
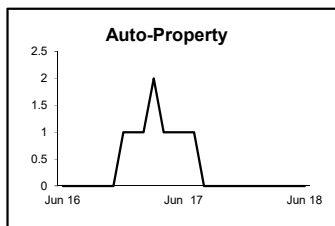
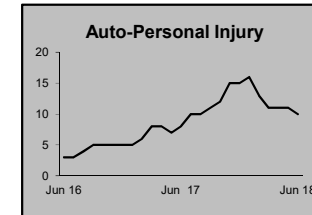
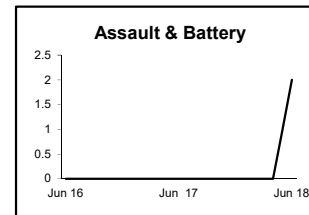
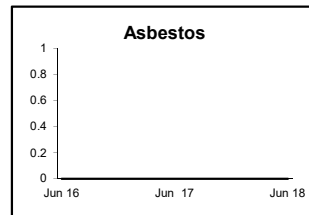
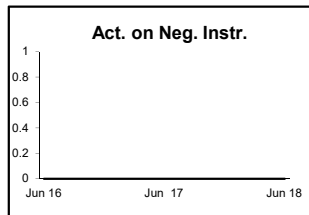
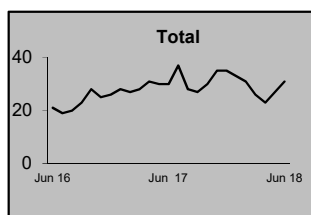
Monthly Resolutions



NOTE: Some Multicounty Litigation (MCL) cases were transferred in November 2014: Atlantic to Bergen = 8,935; Atlantic to Middlesex = 4,070.

CIVIL BACKLOG BY CASETYPE JUNE 2018 SALEM

	Total Backlog	% chg
Jun 16	21	
Jun 17	30	43%
Jun 18	31	3%



1) Casetypes with the state's largest backlogs are highlighted.

2) Some Multicounty Litigation (MCL) cases were transferred in November 2014: Atlantic to Bergen = 8,935; Atlantic to Middlesex = 4,070.

CIVIL CASELOAD SUMMARY BY CASETYPE
JULY 2017 - JUNE 2018
SOMERSET

	Filings			Resolutions			Clearance		Backlog			Backlog Percent		Backlog Per 100 Monthly Filings		Active Pending		
	Jul 2016 to Jun 2017	Jul 2017 to Jun 2018	percent change	Jul 2016 to Jun 2017	Jul 2017 to Jun 2018	percent change	Jul 2017 - Jun 2018		Jun 2017	Jun 2018	percent change	Jun 2017	Jun 2018	Jun 2017	Jun 2018	Jun 2017	Jun 2018	percent change
	number	percent																
Act on Neg Inst	6	11	83%	4	8	100%	-3	73%	0	0	0%	0%	0%	0	0	3	6	100%
Asbestos	0	0	0%	0	0	0%	0	100%	0	0	0%	0%	0%	0	0	0	0	0%
Assault & Bat	4	3	-25%	4	4	0%	1	133%	1	1	0%	14%	17%	300	400	7	6	-14%
Auto - Pers Inj	378	384	2%	367	356	-3%	-28	93%	50	54	8%	12%	12%	159	169	428	456	7%
Auto - Property	13	13	0%	13	14	8%	1	108%	0	0	0%	0%	0%	0	0	9	8	-11%
Book Account	274	237	-14%	273	255	-7%	18	108%	0	0	0%	0%	0%	0	0	139	110	-21%
Civil Rights	3	9	200%	8	4	-50%	-5	44%	1	0	-100%	25%	0%	400	0	4	9	125%
Complex Comme	14	11	-21%	26	21	-19%	10	191%	6	7	17%	23%	27%	514	764	26	26	0%
Condemnation	5	0	-100%	6	3	-50%	3	100%	0	0	0%	0%	0%	0	0	3	0	-100%
Construction	19	19	0%	16	16	0%	-3	84%	0	3		0%	19%	0	189	15	16	7%
Contract/Comme	273	287	5%	261	304	16%	17	106%	4	6	50%	2%	3%	18	25	190	194	2%
Employment	7	5	-29%	4	3	-25%	-2	60%	0	0	0%	0%	0%	0	0	5	6	20%
Lieu of P. Writ	16	20	25%	15	25	67%	5	125%	0	1		0%	11%	0	60	13	9	-31%
Medical Malprac	23	27	17%	31	24	-23%	-3	89%	12	11	-8%	33%	28%	626	489	36	39	8%
Name Change	101	88	-13%	106	81	-24%	-7	92%	0	0	0%	0%	0%	0	0	9	16	78%
Other Insurance	30	12	-60%	30	10	-67%	-2	83%	0	0	0%	0%	0%	0	0	11	5	-55%
Other MCL	0	0	0%	0	0	0%	0	100%	0	0	0%	0%	0%	0	0	0	0	0%
Other Track 1	180	157	-13%	187	172	-8%	15	110%	0	0	0%	0%	0%	0	0	65	39	-40%
Other Track 3	44	54	23%	43	48	12%	-6	89%	3	2	-33%	6%	4%	82	44	48	54	13%
Other Track 4	12	17	42%	17	29	71%	12	171%	4	7	75%	13%	35%	400	494	30	20	-33%
Personal Injury	182	209	15%	193	213	10%	4	102%	49	43	-12%	19%	17%	323	247	259	255	-2%
Prod Liability	4	7	75%	17	8	-53%	1	114%	1	1	0%	11%	10%	300	171	9	10	11%
Prof Malpractic	16	18	13%	23	10	-57%	-8	56%	0	3		0%	10%	0	200	17	31	82%
PIP Coverage	7	11	57%	4	13	225%	2	118%	0	0	0%	0%	0%	0	0	5	3	-40%
Real Property	14	19	36%	15	12	-20%	-7	63%	0	0	0%	0%	0%	0	0	5	7	40%
Tort Other	57	63	11%	51	54	6%	-9	86%	1	3	200%	2%	6%	21	57	48	54	13%
Toxic Tort	1	0	-100%	0	1		1	100%	0	0	0%	0%	0%	0	0	1	1	0%
UM/UIM Bod Inj	20	23	15%	22	23	5%	0	100%	0	1		0%	5%	0	52	22	22	0%
Total	1,703	1,704	0%	1,736	1,711	-1%	7	100%	132	143	8%	9%	10%	93	101	1,407	1,402	0%

NOTE: Some Multicounty Litigation (MCL) cases were transferred in November 2014: Atlantic to Bergen = 8,935; Atlantic to Middlesex = 4,070.

CIVIL BACKLOG SUMMARY BY CASETYPE

JUNE 2018

SOMERSET

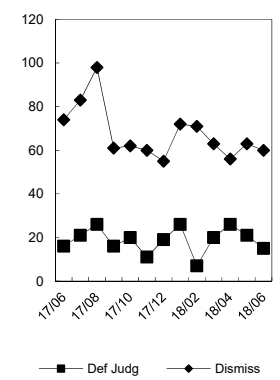
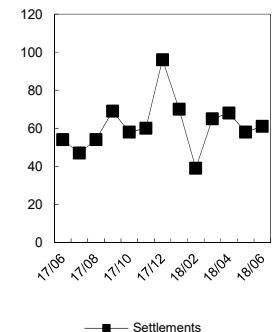
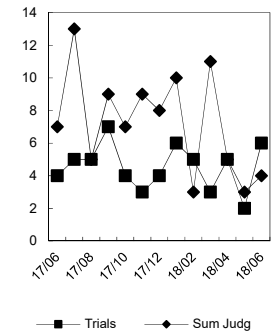
	Cases in Backlog															
	Track 1					Track 2				Track 3			Track 4			Total Backlog
	12 to 18 months	18 to 24 months	24 to 36 months	over 36 months	Total Track 1	18 to 24 months	24 to 36 months	over 36 months	Total Track 2	24 to 36 months	over 36 months	Total Track 3	24 to 36 months	over 36 months	Total Track 4	
Act on Neg Inst	0	0	0	0	0	0	0	0	0	0	0	0	0	0	0	0
Asbestos	0	0	0	0	0	0	0	0	0	0	0	0	0	0	0	0
Assault & Bat	0	0	0	0	0	0	0	0	0	0	1	1	0	0	0	1
Auto - Pers Inj	0	0	0	0	0	40	14	0	54	0	0	0	0	0	0	54
Auto - Property	0	0	0	0	0	0	0	0	0	0	0	0	0	0	0	0
Book Account	0	0	0	0	0	0	0	0	0	0	0	0	0	0	0	0
Civil Rights	0	0	0	0	0	0	0	0	0	0	0	0	0	0	0	0
Complex Comme	0	0	0	0	0	0	0	0	0	0	0	0	5	2	7	7
Condemnation	0	0	0	0	0	0	0	0	0	0	0	0	0	0	0	0
Construction	0	0	0	0	0	2	0	1	3	0	0	0	0	0	0	3
Contract/Comme	0	0	0	0	0	3	3	0	6	0	0	0	0	0	0	6
Employment	0	0	0	0	0	0	0	0	0	0	0	0	0	0	0	0
Lieu of P. Writ	0	0	0	0	0	0	0	0	0	0	0	0	1	0	1	1
Medical Malprac	0	0	0	0	0	0	0	0	0	7	4	11	0	0	0	11
Name Change	0	0	0	0	0	0	0	0	0	0	0	0	0	0	0	0
Other Insurance	0	0	0	0	0	0	0	0	0	0	0	0	0	0	0	0
Other MCL	0	0	0	0	0	0	0	0	0	0	0	0	0	0	0	0
Other Track 1	0	0	0	0	0	0	0	0	0	0	0	0	0	0	0	0
Other Track 3	0	0	0	0	0	0	0	0	0	2	0	2	0	0	0	2
Other Track 4	0	0	0	0	0	0	0	0	0	0	0	0	4	3	7	7
Personal Injury	0	0	0	0	0	28	12	3	43	0	0	0	0	0	0	43
Prod Liability	0	0	0	0	0	0	0	0	0	1	0	1	0	0	0	1
Prof Malpractic	0	0	0	0	0	0	0	0	0	3	0	3	0	0	0	3
PIP Coverage	0	0	0	0	0	0	0	0	0	0	0	0	0	0	0	0
Real Property	0	0	0	0	0	0	0	0	0	0	0	0	0	0	0	0
Tort Other	0	0	0	0	0	2	1	0	3	0	0	0	0	0	0	3
Toxic Tort	0	0	0	0	0	0	0	0	0	0	0	0	0	0	0	0
UM/UIM Bod Inj	0	0	0	0	0	1	0	0	1	0	0	0	0	0	0	1
Total	0	0	0	0	0	76	30	4	110	13	5	18	10	5	15	143

NOTE: Some Multicounty Litigation (MCL) cases were transferred in November 2014: Atlantic to Bergen = 8,935; Atlantic to Middlesex = 4,070.

CIVIL RESOLUTION SUMMARY BY CASETYPE
JULY 2017 - JUNE 2018
SOMERSET

	Trial			Summary					Total	Percent resolved by					
	Jury	Nonjury	Total	Judgment	Settlement	Default Judgment	Dismiss	Other		Trial	Sum Jud	Settle	Default J	Dismiss	Other
Act on Neg Inst	0	0	0	0	1	3	4	0	8	0%	0%	13%	38%	50%	0%
Asbestos	0	0	0	0	0	0	0	0	0	0%	0%	0%	0%	0%	0%
Assault & Bat	0	0	0	0	2	0	0	2	4	0%	0%	50%	0%	0%	50%
Auto - Pers Inj	9	1	10	2	130	0	200	14	356	3%	1%	37%	0%	56%	4%
Auto - Property	0	1	1	0	3	1	8	1	14	7%	0%	21%	7%	57%	7%
Book Account	0	0	0	9	52	83	111	0	255	0%	4%	20%	33%	44%	0%
Civil Rights	0	0	0	0	1	0	3	0	4	0%	0%	25%	0%	75%	0%
Complex Commer	0	0	0	0	8	0	11	2	21	0%	0%	38%	0%	52%	10%
Condemnation	0	0	0	0	1	0	0	2	3	0%	0%	33%	0%	0%	67%
Construction	0	0	0	0	4	2	8	2	16	0%	0%	25%	13%	50%	13%
Contract/Commer	1	3	4	6	84	62	139	9	304	1%	2%	28%	20%	46%	3%
Employment	0	0	0	0	0	0	2	1	3	0%	0%	0%	0%	67%	33%
Lieu of P. Writ	0	6	6	1	2	0	12	4	25	24%	4%	8%	0%	48%	16%
Medical Malprac	1	0	1	1	8	0	13	1	24	4%	4%	33%	0%	54%	4%
Name Change	0	0	0	0	0	0	2	79	81	0%	0%	0%	0%	2%	98%
Other Insurance	0	1	1	0	1	0	5	3	10	10%	0%	10%	0%	50%	30%
Other MCL	0	0	0	0	0	0	0	0	0	0%	0%	0%	0%	0%	0%
Other Track 1	0	1	1	3	55	8	62	43	172	1%	2%	32%	5%	36%	25%
Other Track 3	1	0	1	0	21	0	14	12	48	2%	0%	44%	0%	29%	25%
Other Track 4	0	0	0	1	16	1	11	0	29	0%	3%	55%	3%	38%	0%
Personal Injury	3	0	3	1	102	3	91	13	213	1%	0%	48%	1%	43%	6%
Prod Liability	0	0	0	0	1	0	2	5	8	0%	0%	13%	0%	25%	63%
Prof Malpractic	0	0	0	0	2	1	6	1	10	0%	0%	20%	10%	60%	10%
PIP Coverage	0	0	0	0	1	0	8	4	13	0%	0%	8%	0%	62%	31%
Real Property	0	0	0	0	2	0	9	1	12	0%	0%	17%	0%	75%	8%
Tort Other	0	0	0	0	17	6	31	0	54	0%	0%	31%	11%	57%	0%
Toxic Tort	0	0	0	0	0	0	0	1	1	0%	0%	0%	0%	0%	100%
UM/UIM Bod Inj	3	0	3	0	13	0	5	2	23	13%	0%	57%	0%	22%	9%
Total	18	13	31	24	527	170	757	202	1,711	2%	1%	31%	10%	44%	12%

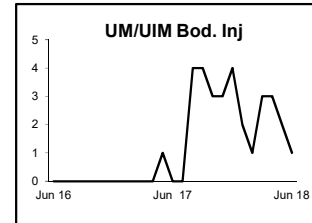
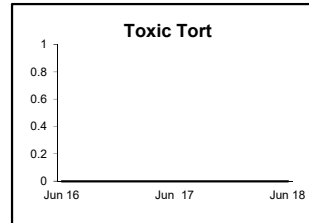
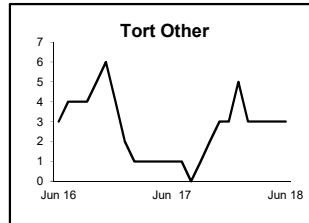
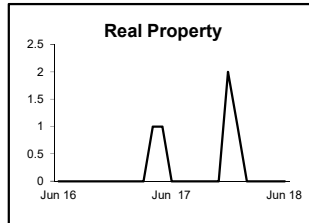
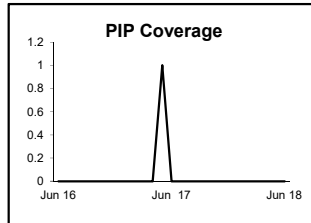
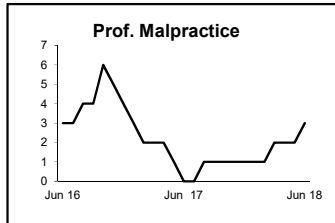
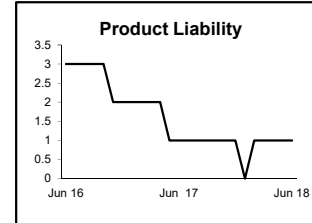
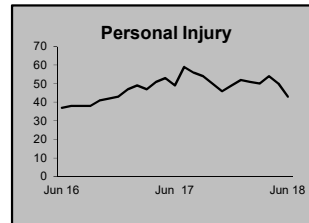
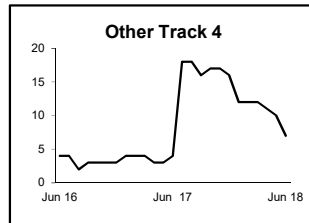
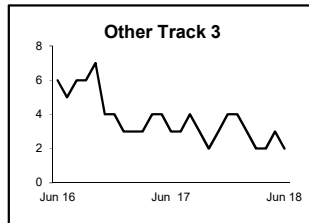
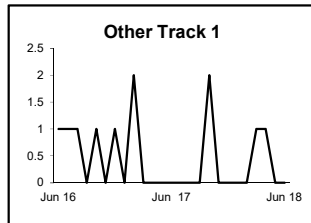
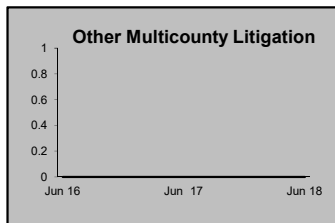
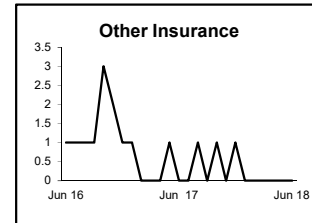
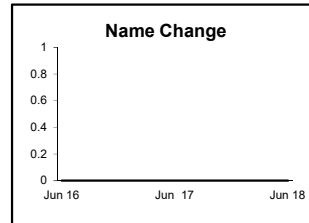
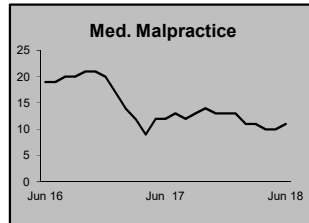
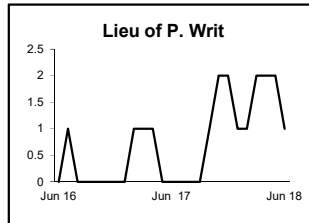
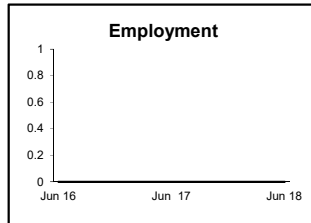
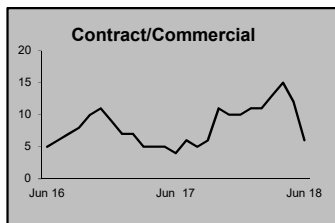
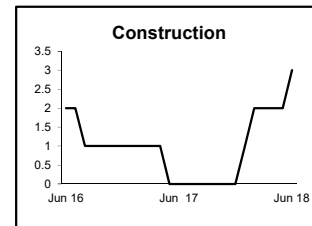
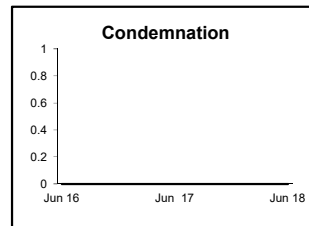
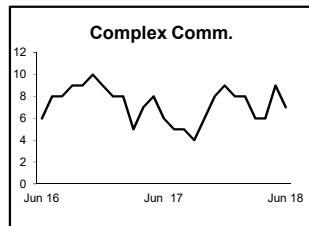
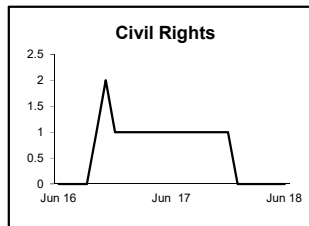
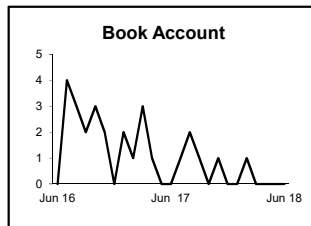
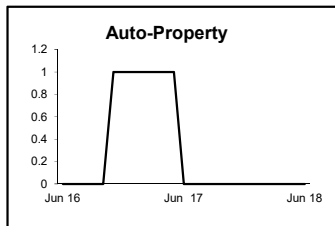
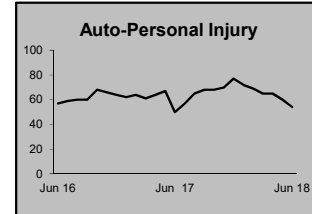
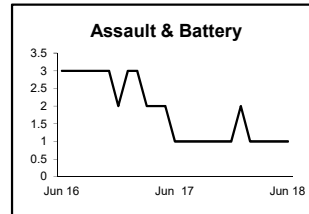
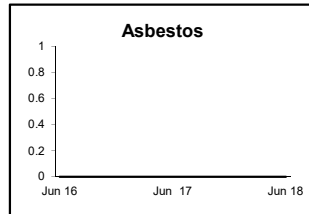

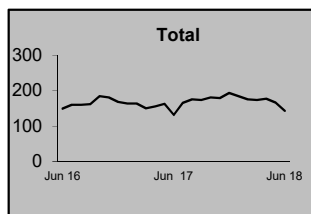
Monthly Resolutions



NOTE: Some Multicounty Litigation (MCL) cases were transferred in November 2014: Atlantic to Bergen = 8,935; Atlantic to Middlesex = 4,070.

CIVIL BACKLOG BY CASETYPE JUNE 2018 SOMERSET

	Total Backlog	% chg
Jun 16	150	
Jun 17	132	-12%
Jun 18	143	8%



1) Casetypes with the state's largest backlogs are highlighted.

2) Some Multicounty Litigation (MCL) cases were transferred in November 2014: Atlantic to Bergen = 8,935; Atlantic to Middlesex = 4,070.

CIVIL CASELOAD SUMMARY BY CASETYPE
JULY 2017 - JUNE 2018
SUSSEX

	Filings			Resolutions			Clearance		Backlog			Backlog Percent		Backlog Per 100 Monthly Filings		Active Pending		
	Jul 2016 to Jun 2017	Jul 2017 to Jun 2018	percent change	Jul 2016 to Jun 2017	Jul 2017 to Jun 2018	percent change	Jul 2017 - Jun 2018		Jun 2017	Jun 2018	percent change	Jun 2017	Jun 2018	Jun 2017	Jun 2018	Jun 2017	Jun 2018	percent change
	number	percent																
Act on Neg Inst	9	4	-56%	7	3	-57%	-1	75%	0	0	0%	0%	0%	0	0	3	4	33%
Asbestos	0	0	0%	0	0	0%	0	100%	0	0	0%	0%	0%	0	0	0	0	0%
Assault & Bat	2	1	-50%	3	1	-67%	0	100%	1	1	0%	33%	25%	600	1,200	3	4	33%
Auto - Pers Inj	100	100	0%	90	120	33%	20	120%	21	25	19%	15%	21%	252	300	139	119	-14%
Auto - Property	4	6	50%	4	3	-25%	-3	50%	0	1		0%	20%	0	200	2	5	150%
Book Account	162	99	-39%	178	131	-26%	32	132%	0	3		0%	6%	0	36	83	51	-39%
Civil Rights	8	9	13%	5	4	-20%	-5	44%	2	2	0%	29%	17%	300	267	7	12	71%
Complex Comme	0	4		0	1		-3	25%	1	2	100%	50%	29%		600	2	7	250%
Condemnation	0	0	0%	4	0	-100%	0	100%	0	0	0%	0%	0%	0	0	0	0	0%
Construction	5	3	-40%	18	4	-78%	1	133%	0	1		0%	50%	0	400	3	2	-33%
Contract/Comme	81	126	56%	87	122	40%	-4	97%	6	8	33%	9%	11%	89	76	70	76	9%
Employment	3	3	0%	3	3	0%	0	100%	1	1	0%	33%	33%	400	400	3	3	0%
Lieu of P. Writ	5	5	0%	3	4	33%	-1	80%	0	0	0%	0%	0%	0	0	5	6	20%
Medical Malprac	14	9	-36%	12	2	-83%	-7	22%	2	4	100%	13%	17%	171	533	16	23	44%
Name Change	37	40	8%	42	39	-7%	-1	98%	0	0	0%	0%	0%	0	0	4	5	25%
Other Insurance	5	8	60%	6	7	17%	-1	88%	3	0	-100%	43%	0%	720	0	7	4	-43%
Other MCL	1	0	-100%	1	0	-100%	0	100%	0	0	0%	0%	0%	0	0	0	0	0%
Other Track 1	57	60	5%	68	55	-19%	-5	92%	3	4	33%	11%	13%	63	80	28	32	14%
Other Track 3	16	27	69%	19	23	21%	-4	85%	1	1	0%	6%	5%	75	44	16	20	25%
Other Track 4	5	4	-20%	20	7	-65%	3	175%	4	3	-25%	44%	38%	960	900	9	8	-11%
Personal Injury	97	90	-7%	112	107	-4%	17	119%	36	22	-39%	28%	20%	445	293	130	112	-14%
Prod Liability	7	3	-57%	3	4	33%	1	133%	0	0	0%	0%	0%	0	0	7	6	-14%
Prof Malpractic	6	4	-33%	12	11	-8%	7	275%	6	0	-100%	50%	0%	1,200	0	12	5	-58%
PIP Coverage	1	3	200%	3	1	-67%	-2	33%	0	1		0%	33%	0	400	1	3	200%
Real Property	13	8	-38%	18	11	-39%	3	138%	1	1	0%	13%	25%	92	150	8	4	-50%
Tort Other	14	18	29%	24	16	-33%	-2	89%	4	2	-50%	27%	11%	343	133	15	18	20%
Toxic Tort	0	0	0%	0	0	0%	0	100%	0	0	0%	0%	0%	0	0	1	1	0%
UM/UIM Bod Inj	3	4	33%	3	8	167%	4	200%	3	0	-100%	43%	0%	1,200	0	7	4	-43%
Total	655	638	-3%	745	687	-8%	49	108%	95	82	-14%	16%	15%	174	154	581	534	-8%

NOTE: Some Multicounty Litigation (MCL) cases were transferred in November 2014: Atlantic to Bergen = 8,935; Atlantic to Middlesex = 4,070.

CIVIL BACKLOG SUMMARY BY CASETYPE

JUNE 2018

SUSSEX

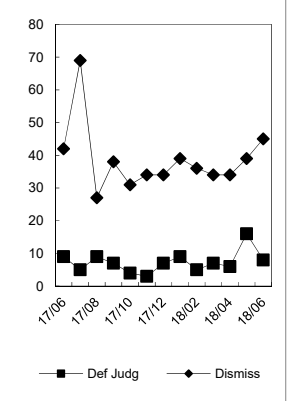
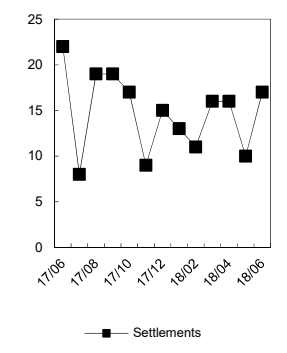
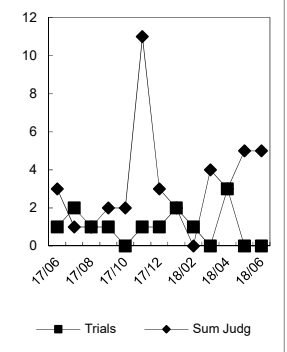
	Cases in Backlog															
	Track 1					Track 2				Track 3			Track 4			Total Backlog
	12 to 18 months	18 to 24 months	24 to 36 months	over 36 months	Total Track 1	18 to 24 months	24 to 36 months	over 36 months	Total Track 2	24 to 36 months	over 36 months	Total Track 3	24 to 36 months	over 36 months	Total Track 4	
Act on Neg Inst	0	0	0	0	0	0	0	0	0	0	0	0	0	0	0	0
Asbestos	0	0	0	0	0	0	0	0	0	0	0	0	0	0	0	0
Assault & Bat	0	0	0	0	0	0	0	0	0	1	0	1	0	0	0	0
Auto - Pers Inj	0	0	0	0	0	16	8	1	25	0	0	0	0	0	0	0
Auto - Property	0	0	0	0	0	1	0	0	1	0	0	0	0	0	0	0
Book Account	3	0	0	0	3	0	0	0	0	0	0	0	0	0	0	0
Civil Rights	0	0	0	0	0	0	0	0	0	1	1	2	0	0	0	0
Complex Comme	0	0	0	0	0	0	0	0	0	0	0	0	1	1	2	2
Condemnation	0	0	0	0	0	0	0	0	0	0	0	0	0	0	0	0
Construction	0	0	0	0	0	0	1	0	1	0	0	0	0	0	0	0
Contract/Comme	0	0	0	0	0	5	3	0	8	0	0	0	0	0	0	0
Employment	0	0	0	0	0	1	0	0	1	0	0	0	0	0	0	0
Lieu of P. Writ	0	0	0	0	0	0	0	0	0	0	0	0	0	0	0	0
Medical Malprac	0	0	0	0	0	0	0	0	0	3	1	4	0	0	0	0
Name Change	0	0	0	0	0	0	0	0	0	0	0	0	0	0	0	0
Other Insurance	0	0	0	0	0	0	0	0	0	0	0	0	0	0	0	0
Other MCL	0	0	0	0	0	0	0	0	0	0	0	0	0	0	0	0
Other Track 1	3	1	0	0	4	0	0	0	0	0	0	0	0	0	0	0
Other Track 3	0	0	0	0	0	0	0	0	0	1	0	1	0	0	0	0
Other Track 4	0	0	0	0	0	0	0	0	0	0	0	0	2	1	3	3
Personal Injury	0	0	0	0	0	14	6	2	22	0	0	0	0	0	0	0
Prod Liability	0	0	0	0	0	0	0	0	0	0	0	0	0	0	0	0
Prof Malpractic	0	0	0	0	0	0	0	0	0	0	0	0	0	0	0	0
PIP Coverage	0	1	0	0	1	0	0	0	0	0	0	0	0	0	0	0
Real Property	1	0	0	0	1	0	0	0	0	0	0	0	0	0	0	0
Tort Other	0	0	0	0	0	1	1	0	2	0	0	0	0	0	0	0
Toxic Tort	0	0	0	0	0	0	0	0	0	0	0	0	0	0	0	0
UM/UIM Bod Inj	0	0	0	0	0	0	0	0	0	0	0	0	0	0	0	0
Total	7	2	0	0	9	38	19	3	60	6	2	8	3	2	5	82

NOTE: Some Multicounty Litigation (MCL) cases were transferred in November 2014: Atlantic to Bergen = 8,935; Atlantic to Middlesex = 4,070.

CIVIL RESOLUTION SUMMARY BY CASETYPE
JULY 2017 - JUNE 2018
SUSSEX

	Trial			Summary					Total	Percent resolved by					
	Jury	Nonjury	Total	Judgment	Settlement	Default Judgment	Dismiss	Other		Trial	Sum Jud	Settle	Default J	Dismiss	Other
Act on Neg Inst	0	0	0	0	1	0	2	0	3	0%	0%	33%	0%	67%	0%
Asbestos	0	0	0	0	0	0	0	0	0	0%	0%	0%	0%	0%	0%
Assault & Bat	0	0	0	1	0	0	0	0	1	0%	100%	0%	0%	0%	0%
Auto - Pers Inj	2	0	2	0	45	0	70	3	120	2%	0%	38%	0%	58%	3%
Auto - Property	0	0	0	0	0	0	3	0	3	0%	0%	0%	0%	100%	0%
Book Account	0	0	0	6	21	46	58	0	131	0%	5%	16%	35%	44%	0%
Civil Rights	0	0	0	0	0	0	3	1	4	0%	0%	0%	0%	75%	25%
Complex Commer	0	0	0	0	0	0	1	0	1	0%	0%	0%	0%	100%	0%
Condemnation	0	0	0	0	0	0	0	0	0	0%	0%	0%	0%	0%	0%
Construction	0	1	1	0	1	1	1	0	4	25%	0%	25%	25%	25%	0%
Contract/Commer	0	1	1	3	15	27	73	3	122	1%	2%	12%	22%	60%	2%
Employment	1	0	1	0	0	0	2	0	3	33%	0%	0%	0%	67%	0%
Lieu of P. Writ	0	0	0	0	1	1	2	0	4	0%	0%	25%	25%	50%	0%
Medical Malprac	0	0	0	1	0	0	1	0	2	0%	50%	0%	0%	50%	0%
Name Change	0	0	0	0	0	0	3	36	39	0%	0%	0%	0%	8%	92%
Other Insurance	0	0	0	0	3	0	4	0	7	0%	0%	43%	0%	57%	0%
Other MCL	0	0	0	0	0	0	0	0	0	0%	0%	0%	0%	0%	0%
Other Track 1	0	0	0	0	6	7	38	4	55	0%	0%	11%	13%	69%	7%
Other Track 3	0	0	0	1	3	0	12	7	23	0%	4%	13%	0%	52%	30%
Other Track 4	0	0	0	0	2	1	4	0	7	0%	0%	29%	14%	57%	0%
Personal Injury	1	0	1	4	38	2	59	3	107	1%	4%	36%	2%	55%	3%
Prod Liability	0	0	0	0	0	0	4	0	4	0%	0%	0%	0%	100%	0%
Prof Malpractic	0	0	0	0	4	0	6	1	11	0%	0%	36%	0%	55%	9%
PIP Coverage	0	0	0	0	0	0	1	0	1	0%	0%	0%	0%	100%	0%
Real Property	0	0	0	1	4	1	5	0	11	0%	9%	36%	9%	45%	0%
Tort Other	0	0	0	0	3	0	11	2	16	0%	0%	19%	0%	69%	13%
Toxic Tort	0	0	0	0	0	0	0	0	0	0%	0%	0%	0%	0%	0%
UM/UIM Bod Inj	1	0	1	0	2	0	5	0	8	13%	0%	25%	0%	63%	0%
Total	5	2	7	17	149	86	368	60	687	1%	2%	22%	13%	54%	9%

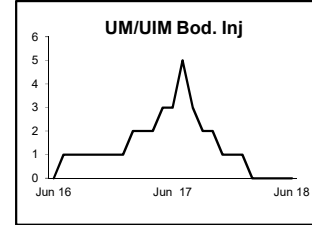
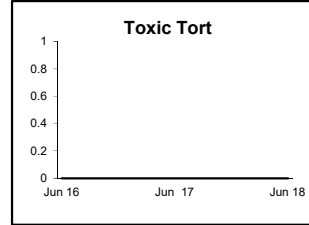
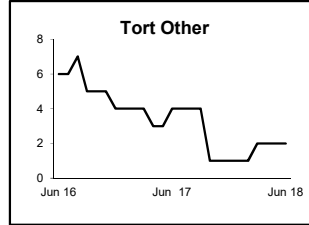
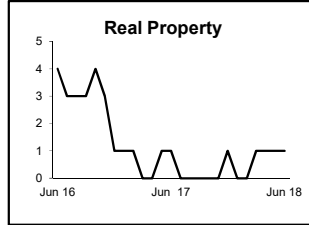
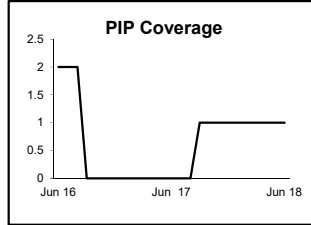
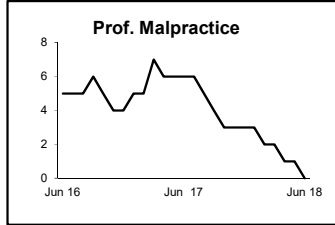
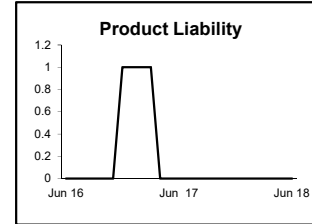
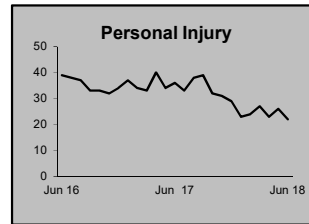
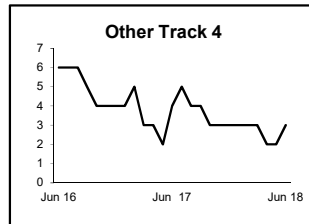
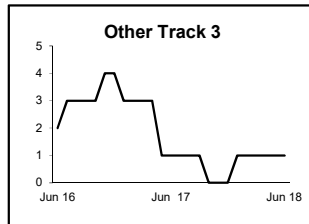
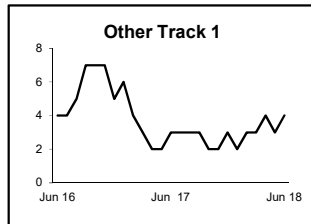
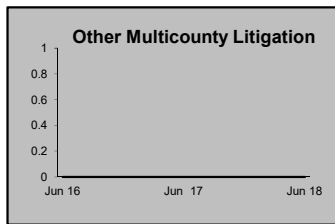
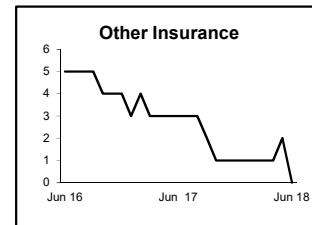
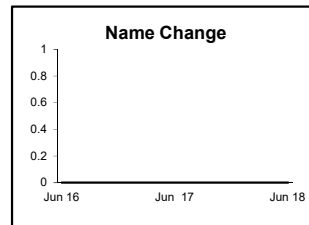
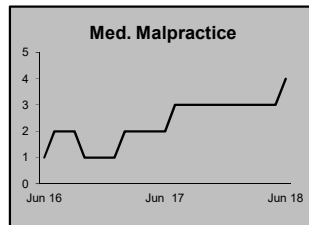
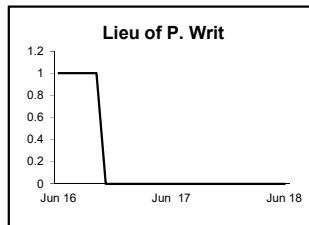
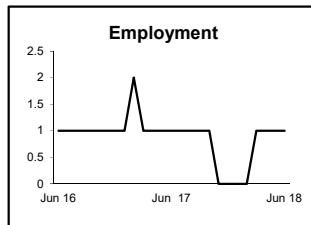
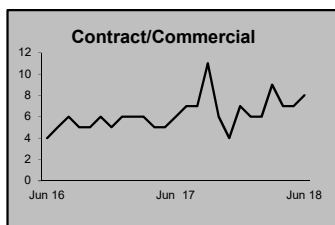
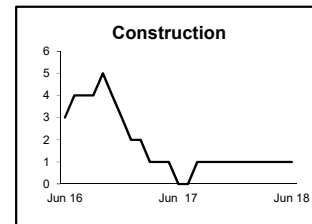
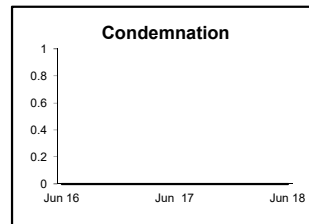
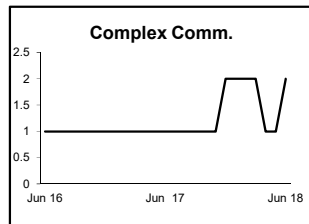
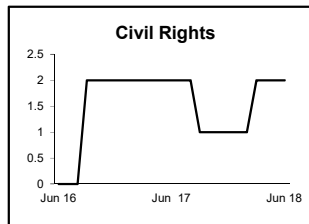
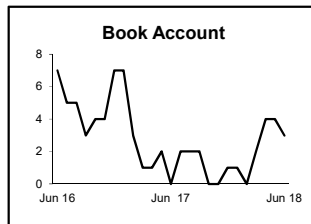

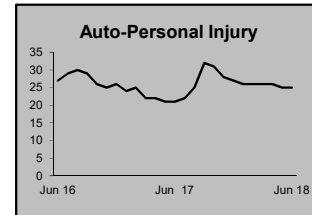
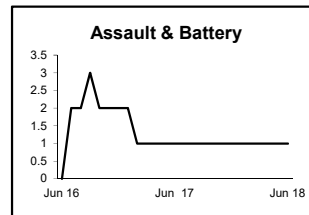
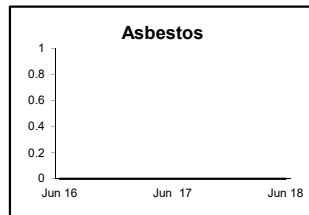
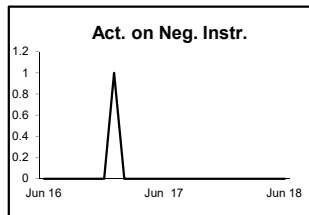
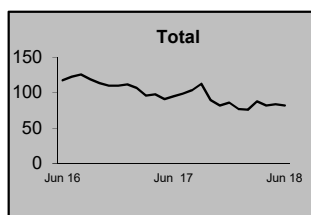
Monthly Resolutions



NOTE: Some Multicounty Litigation (MCL) cases were transferred in November 2014: Atlantic to Bergen = 8,935; Atlantic to Middlesex = 4,070.

**CIVIL BACKLOG BY CASETYPE
JUNE 2018
SUSSEX**

	Total	Backlog	% chg
Jun 16		118	
Jun 17		95	-19%
Jun 18		82	-14%



1) Casetypes with the state's largest backlogs are highlighted.

2) Some Multicounty Litigation (MCL) cases were transferred in November 2014: Atlantic to Bergen = 8,935; Atlantic to Middlesex = 4,070.

CIVIL CASELOAD SUMMARY BY CASETYPE

JULY 2017 - JUNE 2018

UNION

	Filings			Resolutions			Clearance		Backlog			Backlog Percent		Backlog Per 100 Monthly Filings		Active Pending		
	Jul 2016 to Jun 2017	Jul 2017 to Jun 2018	percent change	Jul 2016 to Jun 2017	Jul 2017 to Jun 2018	percent change	Jul 2017 - Jun 2018		Jun 2017	Jun 2018	percent change	Jun 2017	Jun 2018	Jun 2017	Jun 2018	Jun 2017	Jun 2018	percent change
	number	percent																
Act on Neg Inst	14	18	29%	16	18	13%	0	100%	0	1		0%	13%	0	67	8	8	0%
Asbestos	0	0	0%	0	0	0%	0	100%	0	0	0%	0%	0%	0	0	0	0	0%
Assault & Bat	4	3	-25%	11	6	-45%	3	200%	4	2	-50%	50%	50%	1,200	800	8	4	-50%
Auto - Pers Inj	2,312	2,301	0%	1,993	2,279	14%	-22	99%	434	495	14%	16%	18%	225	258	2,792	2,820	1%
Auto - Property	43	54	26%	48	44	-8%	-10	81%	1	1	0%	3%	2%	28	22	33	43	30%
Book Account	534	445	-17%	485	530	9%	85	119%	17	10	-41%	6%	5%	38	27	286	201	-30%
Civil Rights	15	28	87%	18	26	44%	-2	93%	4	6	50%	20%	27%	320	257	20	22	10%
Complex Comme	11	12	9%	15	9	-40%	-3	75%	2	4	100%	17%	25%	218	400	12	16	33%
Condemnation	2	10	400%	4	4	0%	-6	40%	0	0	0%	0%	0%	0	0	2	8	300%
Construction	31	35	13%	31	29	-6%	-6	83%	3	2	-33%	13%	7%	116	69	23	28	22%
Contract/Comme	346	470	36%	318	405	27%	-65	86%	27	36	33%	9%	10%	94	92	296	362	22%
Employment	22	14	-36%	13	14	8%	0	100%	0	2		0%	13%	0	171	17	16	-6%
Lieu of P. Writ	21	18	-14%	26	19	-27%	1	106%	0	1		0%	6%	0	67	17	16	-6%
Medical Malprac	49	58	18%	42	45	7%	-13	78%	24	25	4%	26%	24%	588	517	91	105	15%
Name Change	175	157	-10%	194	156	-20%	-1	99%	0	0	0%	0%	0%	0	0	20	21	5%
Other Insurance	38	50	32%	45	47	4%	-3	94%	9	11	22%	27%	31%	284	264	33	35	6%
Other MCL	0	1		0	0	0%	-1	0%	0	0	0%	0%	0%	0	0	0	0	0%
Other Track 1	252	217	-14%	243	247	2%	30	114%	33	28	-15%	21%	23%	157	155	155	122	-21%
Other Track 3	90	103	14%	93	95	2%	-8	92%	10	21	110%	9%	18%	133	245	108	117	8%
Other Track 4	9	18	100%	11	24	118%	6	133%	11	10	-9%	33%	36%	1,467	667	33	28	-15%
Personal Injury	637	735	15%	654	753	15%	18	102%	194	161	-17%	21%	18%	365	263	911	890	-2%
Prod Liability	13	22	69%	15	22	47%	0	100%	8	3	-63%	33%	11%	738	164	24	27	13%
Prof Malpractic	23	22	-4%	29	24	-17%	2	109%	12	15	25%	24%	30%	626	818	50	50	0%
PIP Coverage	17	32	88%	19	29	53%	-3	91%	2	1	-50%	25%	9%	141	38	8	11	38%
Real Property	19	20	5%	13	19	46%	-1	95%	1	5	400%	9%	42%	63	300	11	12	9%
Tort Other	92	84	-9%	104	85	-18%	1	101%	7	11	57%	9%	14%	91	157	78	78	0%
Toxic Tort	2	0	-100%	1	1	0%	1	100%	1	1	0%	25%	33%	600		4	3	-25%
UM/UIM Bod Inj	126	136	8%	133	141	6%	5	104%	22	22	0%	14%	15%	210	194	153	148	-3%
Total	4,897	5,063	3%	4,574	5,071	11%	8	100%	826	874	6%	16%	17%	202	207	5,193	5,191	0%

NOTE: Some Multicounty Litigation (MCL) cases were transferred in November 2014: Atlantic to Bergen = 8,935; Atlantic to Middlesex = 4,070.

CIVIL BACKLOG SUMMARY BY CASETYPE

JUNE 2018

UNION

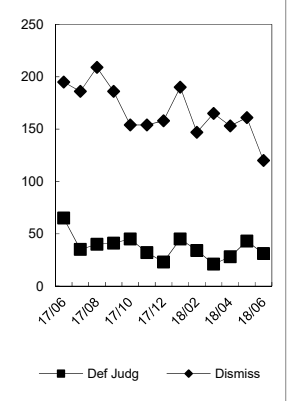
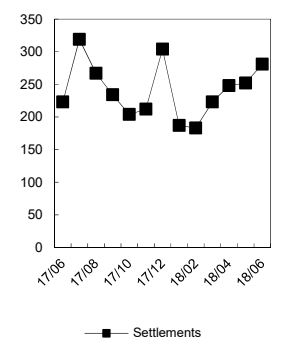
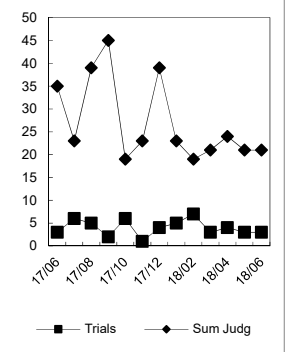
	Cases in Backlog															
	Track 1					Track 2				Track 3			Track 4			Total Backlog
	12 to 18 months	18 to 24 months	24 to 36 months	over 36 months	Total Track 1	18 to 24 months	24 to 36 months	over 36 months	Total Track 2	24 to 36 months	over 36 months	Total Track 3	24 to 36 months	over 36 months	Total Track 4	
Act on Neg Inst	1	0	0	0	1	0	0	0	0	0	0	0	0	0	0	1
Asbestos	0	0	0	0	0	0	0	0	0	0	0	0	0	0	0	0
Assault & Bat	0	0	0	0	0	0	0	0	0	1	1	2	0	0	0	2
Auto - Pers Inj	0	0	0	0	0	350	135	10	495	0	0	0	0	0	0	495
Auto - Property	0	0	0	0	0	1	0	0	1	0	0	0	0	0	0	1
Book Account	10	0	0	0	10	0	0	0	0	0	0	0	0	0	0	10
Civil Rights	0	0	0	0	0	0	0	0	0	2	4	6	0	0	0	6
Complex Comme	0	0	0	0	0	0	0	0	0	0	0	0	3	1	4	4
Condemnation	0	0	0	0	0	0	0	0	0	0	0	0	0	0	0	0
Construction	0	0	0	0	0	2	0	0	2	0	0	0	0	0	0	2
Contract/Comme	0	0	0	0	0	22	12	2	36	0	0	0	0	0	0	36
Employment	0	0	0	0	0	0	2	0	2	0	0	0	0	0	0	2
Lieu of P. Writ	0	0	0	0	0	0	0	0	0	0	0	0	1	0	1	1
Medical Malprac	0	0	0	0	0	0	0	0	0	16	9	25	0	0	0	25
Name Change	0	0	0	0	0	0	0	0	0	0	0	0	0	0	0	0
Other Insurance	6	2	1	2	11	0	0	0	0	0	0	0	0	0	0	11
Other MCL	0	0	0	0	0	0	0	0	0	0	0	0	0	0	0	0
Other Track 1	16	7	3	2	28	0	0	0	0	0	0	0	0	0	0	28
Other Track 3	0	0	0	0	0	0	0	0	0	17	4	21	0	0	0	21
Other Track 4	0	0	0	0	0	0	0	0	0	0	0	0	4	6	10	10
Personal Injury	0	0	0	0	0	108	48	5	161	0	0	0	0	0	0	161
Prod Liability	0	0	0	0	0	0	0	0	0	1	2	3	0	0	0	3
Prof Malpractic	0	0	0	0	0	0	0	0	0	12	3	15	0	0	0	15
PIP Coverage	1	0	0	0	1	0	0	0	0	0	0	0	0	0	0	1
Real Property	4	0	1	0	5	0	0	0	0	0	0	0	0	0	0	5
Tort Other	0	0	0	0	0	5	6	0	11	0	0	0	0	0	0	11
Toxic Tort	0	0	0	0	0	0	0	0	0	0	1	1	0	0	0	1
UM/UIM Bod Inj	0	0	0	0	0	17	4	1	22	0	0	0	0	0	0	22
Total	38	9	5	4	56	505	207	18	730	49	24	73	8	7	15	874

NOTE: Some Multicounty Litigation (MCL) cases were transferred in November 2014: Atlantic to Bergen = 8,935; Atlantic to Middlesex = 4,070.

CIVIL RESOLUTION SUMMARY BY CASETYPE
JULY 2017 - JUNE 2018
UNION

	Trial			Summary					Total	Percent resolved by					
	Jury	Nonjury	Total	Judgment	Settlement	Default Judgment	Dismiss	Other		Trial	Sum Jud	Settle	Default J	Dismiss	Other
Act on Neg Inst	0	0	0	1	4	6	7	0	18	0%	6%	22%	33%	39%	0%
Asbestos	0	0	0	0	0	0	0	0	0	0%	0%	0%	0%	0%	0%
Assault & Bat	0	0	0	2	0	0	4	0	6	0%	33%	0%	0%	67%	0%
Auto - Pers Inj	48	0	48	13	1,224	5	932	57	2,279	2%	1%	54%	0%	41%	3%
Auto - Property	0	0	0	1	20	3	18	2	44	0%	2%	45%	7%	41%	5%
Book Account	0	0	0	17	118	168	219	8	530	0%	3%	22%	32%	41%	2%
Civil Rights	0	0	0	0	5	0	14	7	26	0%	0%	19%	0%	54%	27%
Complex Commer	0	0	0	0	4	0	5	0	9	0%	0%	44%	0%	56%	0%
Condemnation	0	0	0	0	1	0	1	2	4	0%	0%	25%	0%	25%	50%
Construction	0	0	0	0	10	1	18	0	29	0%	0%	34%	3%	62%	0%
Contract/Commer	1	0	1	15	104	75	195	15	405	0%	4%	26%	19%	48%	4%
Employment	0	0	0	0	0	0	12	2	14	0%	0%	0%	0%	86%	14%
Lieu of P. Writ	0	0	0	3	1	0	11	4	19	0%	16%	5%	0%	58%	21%
Medical Malprac	3	0	3	0	17	1	21	3	45	7%	0%	38%	2%	47%	7%
Name Change	0	0	0	0	0	0	11	145	156	0%	0%	0%	0%	7%	93%
Other Insurance	0	0	0	5	13	2	24	3	47	0%	11%	28%	4%	51%	6%
Other MCL	0	0	0	0	0	0	0	0	0	0%	0%	0%	0%	0%	0%
Other Track 1	1	3	4	5	80	10	92	56	247	2%	2%	32%	4%	37%	23%
Other Track 3	2	0	2	0	46	2	34	11	95	2%	0%	48%	2%	36%	12%
Other Track 4	0	0	0	0	6	0	8	10	24	0%	0%	25%	0%	33%	42%
Personal Injury	7	0	7	13	432	12	246	43	753	1%	2%	57%	2%	33%	6%
Prod Liability	1	0	1	0	6	0	11	4	22	5%	0%	27%	0%	50%	18%
Prof Malpractic	0	1	1	0	11	0	11	1	24	4%	0%	46%	0%	46%	4%
PIP Coverage	0	0	0	1	5	0	22	1	29	0%	3%	17%	0%	76%	3%
Real Property	0	0	0	0	5	1	11	2	19	0%	0%	26%	5%	58%	11%
Tort Other	0	1	1	1	30	11	35	7	85	1%	1%	35%	13%	41%	8%
Toxic Tort	0	0	0	0	0	0	1	0	1	0%	0%	0%	0%	100%	0%
UM/UIM Bod Inj	5	0	5	3	73	1	56	3	141	4%	2%	52%	1%	40%	2%
Total	68	5	73	80	2,215	298	2,019	386	5,071	1%	2%	44%	6%	40%	8%

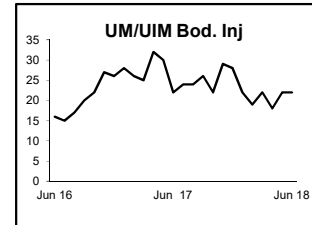
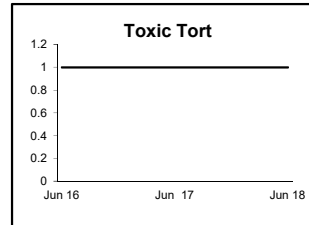
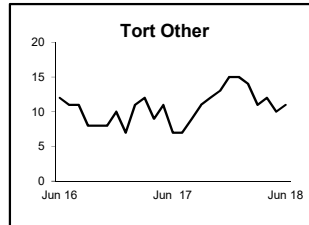
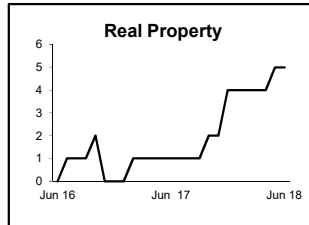
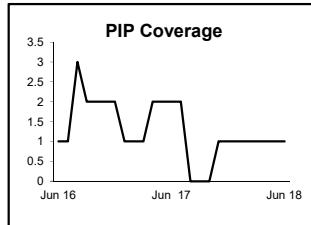
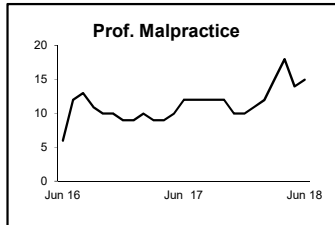
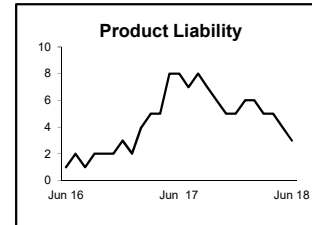
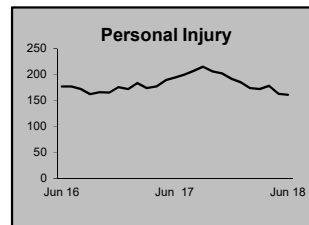
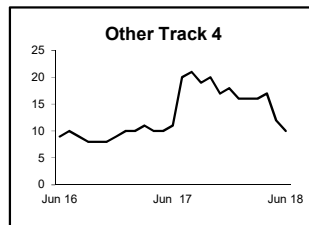
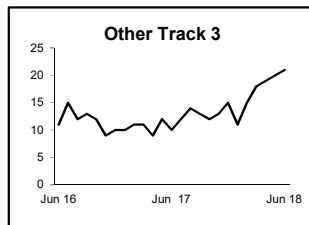
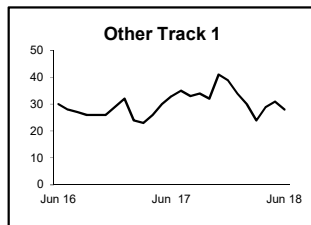
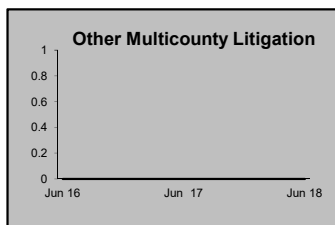
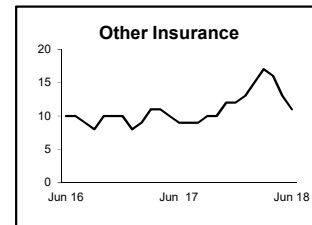
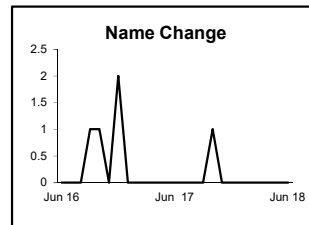
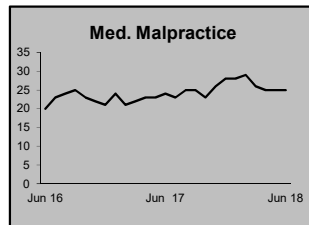
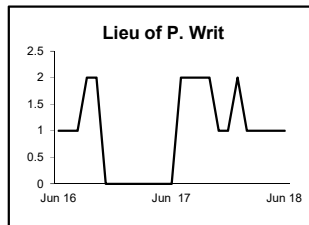
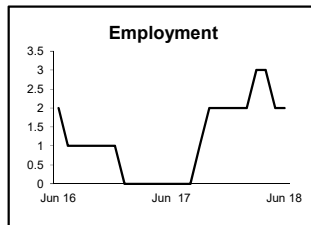
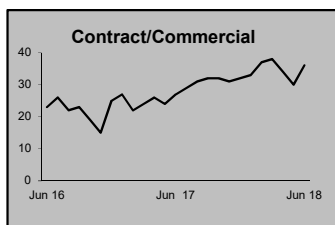
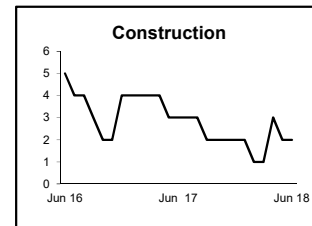
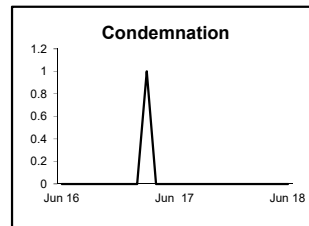
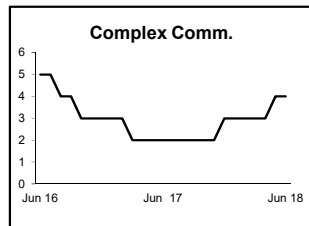
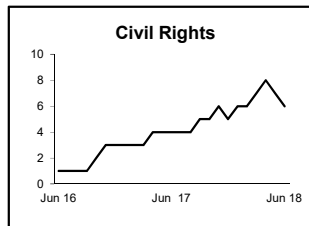
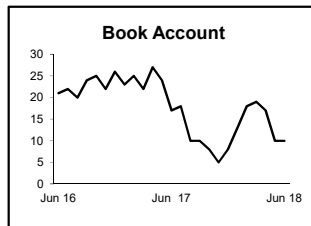
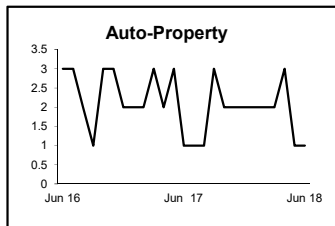
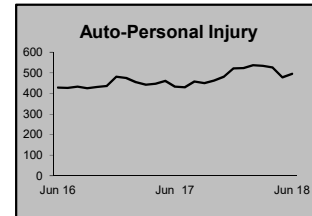
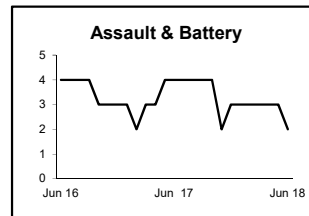
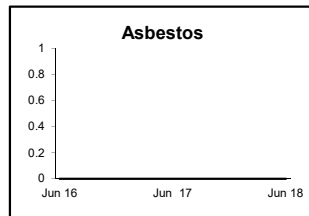
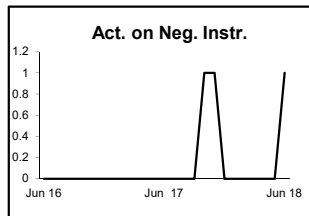
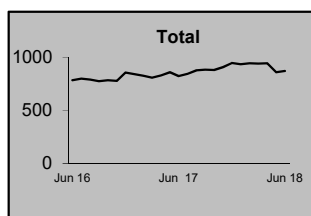
Monthly Resolutions



NOTE: Some Multicounty Litigation (MCL) cases were transferred in November 2014: Atlantic to Bergen = 8,935; Atlantic to Middlesex = 4,070.

**CIVIL BACKLOG BY CASETYPE
JUNE 2018
UNION**

	Total Backlog	% chg
Jun 16	787	
Jun 17	826	5%
Jun 18	874	6%



1) Casetypes with the state's largest backlogs are highlighted.

2) Some Multicounty Litigation (MCL) cases were transferred in November 2014: Atlantic to Bergen = 8,935; Atlantic to Middlesex = 4,070.

CIVIL CASELOAD SUMMARY BY CASETYPE
JULY 2017 - JUNE 2018
WARREN

	Filings			Resolutions			Clearance		Backlog			Backlog Percent		Backlog Per 100 Monthly Filings		Active Pending		
	Jul 2016 to Jun 2017	Jul 2017 to Jun 2018	percent change	Jul 2016 to Jun 2017	Jul 2017 to Jun 2018	percent change	Jul 2017 - Jun 2018		Jun 2017	Jun 2018	percent change	Jun 2017	Jun 2018	Jun 2017	Jun 2018	Jun 2017	Jun 2018	percent change
							number	percent										
Act on Neg Inst	2	3	50%	1	2	100%	-1	67%	0	0	0%	0%	0%	0	0	2	2	0%
Asbestos	0	0	0%	0	0	0%	0	100%	0	0	0%	0%	0%	0	0	0	0	0%
Assault & Bat	2	0	-100%	1	0	-100%	0	100%	1	2	100%	33%	67%	600		3	3	0%
Auto - Pers Inj	83	61	-27%	60	74	23%	13	121%	12	14	17%	13%	17%	173	275	94	84	-11%
Auto - Property	5	10	100%	4	3	-25%	-7	30%	0	0	0%	0%	0%	0	0	3	10	233%
Book Account	84	61	-27%	73	75	3%	14	123%	1	0	-100%	2%	0%	14	0	48	33	-31%
Civil Rights	4	2	-50%	3	3	0%	1	150%	0	0	0%	0%	0%	0	0	5	4	-20%
Complex Comme	0	0	0%	5	2	-60%	2	100%	0	0	0%	0%	0%	0	0	0	0	0%
Condemnation	0	0	0%	1	0	-100%	0	100%	0	0	0%	0%	0%	0	0	0	0	0%
Construction	3	2	-33%	0	6		4	300%	0	0	0%	0%	0%	0	0	4	0	-100%
Contract/Comme	55	74	35%	66	58	-12%	-16	78%	1	1	0%	3%	2%	22	16	33	52	58%
Employment	3	1	-67%	3	4	33%	3	400%	1	0	-100%	20%	0%	400	0	5	2	-60%
Lieu of P. Writ	2	4	100%	6	3	-50%	-1	75%	1	0	-100%	50%	0%	600	0	2	4	100%
Medical Malprac	6	6	0%	7	9	29%	3	150%	3	6	100%	20%	46%	600	1,200	15	13	-13%
Name Change	40	25	-38%	41	28	-32%	3	112%	0	0	0%	0%	0%	0	0	6	3	-50%
Other Insurance	2	4	100%	2	1	-50%	-3	25%	0	0	0%	0%	0%	0	0	1	3	200%
Other MCL	0	0	0%	0	0	0%	0	100%	0	0	0%	0%	0%	0	0	0	0	0%
Other Track 1	31	36	16%	30	30	0%	-6	83%	0	0	0%	0%	0%	0	0	15	18	20%
Other Track 3	5	12	140%	19	9	-53%	-3	75%	1	1	0%	11%	8%	240	100	9	13	44%
Other Track 4	3	7	133%	11	15	36%	8	214%	0	3		0%	43%	0	514	14	7	-50%
Personal Injury	47	51	9%	57	66	16%	15	129%	21	8	-62%	25%	13%	536	188	83	64	-23%
Prod Liability	3	1	-67%	1	2	100%	1	200%	0	0	0%	0%	0%	0	0	4	3	-25%
Prof Malpractic	2	4	100%	4	5	25%	1	125%	2	2	0%	50%	33%	1,200	600	4	6	50%
PIP Coverage	0	0	0%	0	0	0%	0	100%	0	0	0%	0%	0%	0	0	0	0	0%
Real Property	5	5	0%	4	6	50%	1	120%	0	0	0%	0%	0%	0	0	3	1	-67%
Tort Other	10	17	70%	13	12	-8%	-5	71%	0	0	0%	0%	0%	0	0	10	14	40%
Toxic Tort	0	0	0%	1	0	-100%	0	100%	0	0	0%	0%	0%	0	0	0	0	0%
UM/UIM Bod Inj	0	2		0	1		-1	50%	0	0	0%	0%	0%	0	0	1	2	100%
Total	397	388	-2%	413	414	0%	26	107%	44	37	-16%	12%	11%	133	114	364	341	-6%

NOTE: Some Multicounty Litigation (MCL) cases were transferred in November 2014: Atlantic to Bergen = 8,935; Atlantic to Middlesex = 4,070.

CIVIL BACKLOG SUMMARY BY CASETYPE

JUNE 2018

WARREN

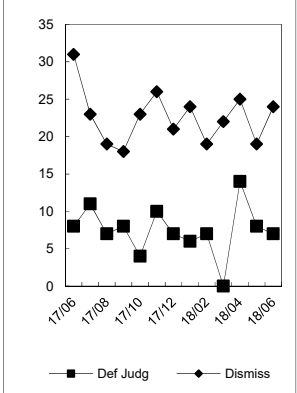
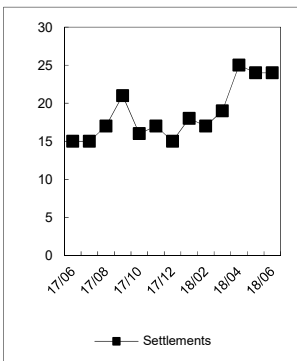
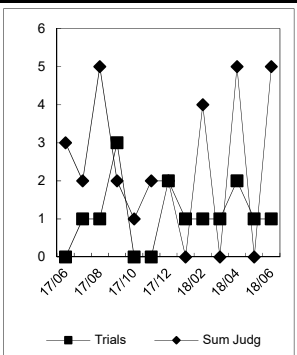
	Cases in Backlog															
	Track 1					Track 2				Track 3			Track 4			Total Backlog
	12 to 18 months	18 to 24 months	24 to 36 months	over 36 months	Total Track 1	18 to 24 months	24 to 36 months	over 36 months	Total Track 2	24 to 36 months	over 36 months	Total Track 3	24 to 36 months	over 36 months	Total Track 4	
Act on Neg Inst	0	0	0	0	0	0	0	0	0	0	0	0	0	0	0	0
Asbestos	0	0	0	0	0	0	0	0	0	0	0	0	0	0	0	0
Assault & Bat	0	0	0	0	0	0	0	0	0	1	1	2	0	0	0	2
Auto - Pers Inj	0	0	0	0	0	13	1	0	14	0	0	0	0	0	0	14
Auto - Property	0	0	0	0	0	0	0	0	0	0	0	0	0	0	0	0
Book Account	0	0	0	0	0	0	0	0	0	0	0	0	0	0	0	0
Civil Rights	0	0	0	0	0	0	0	0	0	0	0	0	0	0	0	0
Complex Comme	0	0	0	0	0	0	0	0	0	0	0	0	0	0	0	0
Condemnation	0	0	0	0	0	0	0	0	0	0	0	0	0	0	0	0
Construction	0	0	0	0	0	0	0	0	0	0	0	0	0	0	0	0
Contract/Comme	0	0	0	0	0	1	0	0	1	0	0	0	0	0	0	1
Employment	0	0	0	0	0	0	0	0	0	0	0	0	0	0	0	0
Lieu of P. Writ	0	0	0	0	0	0	0	0	0	0	0	0	0	0	0	0
Medical Malprac	0	0	0	0	0	0	0	0	0	6	0	6	0	0	0	6
Name Change	0	0	0	0	0	0	0	0	0	0	0	0	0	0	0	0
Other Insurance	0	0	0	0	0	0	0	0	0	0	0	0	0	0	0	0
Other MCL	0	0	0	0	0	0	0	0	0	0	0	0	0	0	0	0
Other Track 1	0	0	0	0	0	0	0	0	0	0	0	0	0	0	0	0
Other Track 3	0	0	0	0	0	0	0	0	0	1	0	1	0	0	0	1
Other Track 4	0	0	0	0	0	0	0	0	0	0	0	0	3	0	3	3
Personal Injury	0	0	0	0	0	6	2	0	8	0	0	0	0	0	0	8
Prod Liability	0	0	0	0	0	0	0	0	0	0	0	0	0	0	0	0
Prof Malpractic	0	0	0	0	0	0	0	0	0	2	0	2	0	0	0	2
PIP Coverage	0	0	0	0	0	0	0	0	0	0	0	0	0	0	0	0
Real Property	0	0	0	0	0	0	0	0	0	0	0	0	0	0	0	0
Tort Other	0	0	0	0	0	0	0	0	0	0	0	0	0	0	0	0
Toxic Tort	0	0	0	0	0	0	0	0	0	0	0	0	0	0	0	0
UM/UIIM Bod Inj	0	0	0	0	0	0	0	0	0	0	0	0	0	0	0	0
Total	0	0	0	0	0	20	3	0	23	10	1	11	3	0	3	37

NOTE: Some Multicounty Litigation (MCL) cases were transferred in November 2014: Atlantic to Bergen = 8,935; Atlantic to Middlesex = 4,070.

CIVIL RESOLUTION SUMMARY BY CASETYPE
JULY 2017 - JUNE 2018
WARREN

	Trial			Summary					Total	Percent resolved by					
	Jury	Nonjury	Total	Judgment	Settlement	Default Judgment	Dismiss	Other		Trial	Sum Jud	Settle	Default J	Dismiss	Other
Act on Neg Inst	0	0	0	1	0	0	1	0	2	0%	50%	0%	0%	50%	0%
Asbestos	0	0	0	0	0	0	0	0	0	0%	0%	0%	0%	0%	0%
Assault & Bat	0	0	0	0	0	0	0	0	0	0%	0%	0%	0%	0%	0%
Auto - Pers Inj	0	0	0	0	27	0	46	1	74	0%	0%	36%	0%	62%	1%
Auto - Property	0	0	0	0	1	0	2	0	3	0%	0%	33%	0%	67%	0%
Book Account	0	0	0	0	22	22	31	0	75	0%	0%	29%	29%	41%	0%
Civil Rights	0	0	0	0	1	0	2	0	3	0%	0%	33%	0%	67%	0%
Complex Commer	0	0	0	0	1	0	1	0	2	0%	0%	50%	0%	50%	0%
Condemnation	0	0	0	0	0	0	0	0	0	0%	0%	0%	0%	0%	0%
Construction	0	0	0	0	1	1	4	0	6	0%	0%	17%	17%	67%	0%
Contract/Commer	0	0	0	0	19	17	21	1	58	0%	0%	33%	29%	36%	2%
Employment	0	0	0	0	2	1	1	0	4	0%	0%	50%	25%	25%	0%
Lieu of P. Writ	0	0	0	0	0	0	2	1	3	0%	0%	0%	0%	67%	33%
Medical Malprac	1	0	1	0	5	0	3	0	9	11%	0%	56%	0%	33%	0%
Name Change	0	0	0	0	0	0	5	23	28	0%	0%	0%	0%	18%	82%
Other Insurance	0	0	0	0	0	0	0	1	1	0%	0%	0%	0%	0%	100%
Other MCL	0	0	0	0	0	0	0	0	0	0%	0%	0%	0%	0%	0%
Other Track 1	0	0	0	1	8	2	11	8	30	0%	3%	27%	7%	37%	27%
Other Track 3	0	0	0	0	3	0	6	0	9	0%	0%	33%	0%	67%	0%
Other Track 4	0	0	0	0	13	0	1	1	15	0%	0%	87%	0%	7%	7%
Personal Injury	0	0	0	0	36	0	28	2	66	0%	0%	55%	0%	42%	3%
Prod Liability	0	0	0	0	1	0	1	0	2	0%	0%	50%	0%	50%	0%
Prof Malpractic	0	0	0	0	1	0	4	0	5	0%	0%	20%	0%	80%	0%
PIP Coverage	0	0	0	0	0	0	0	0	0	0%	0%	0%	0%	0%	0%
Real Property	0	0	0	0	1	0	5	0	6	0%	0%	17%	0%	83%	0%
Tort Other	0	0	0	0	3	0	9	0	12	0%	0%	25%	0%	75%	0%
Toxic Tort	0	0	0	0	0	0	0	0	0	0%	0%	0%	0%	0%	0%
UM/UM Bod Inj	0	0	0	0	0	0	1	0	1	0%	0%	0%	0%	100%	0%
Total	1	0	1	2	145	43	185	38	414	0%	0%	35%	10%	45%	9%

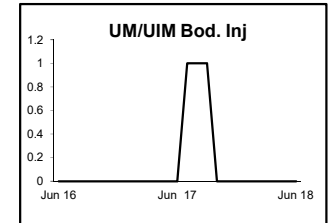
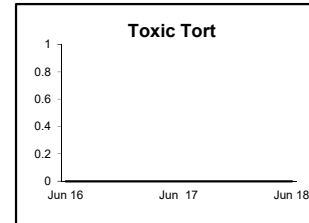
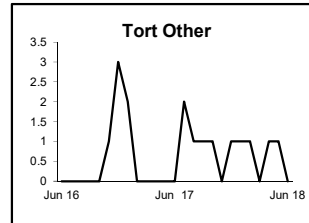
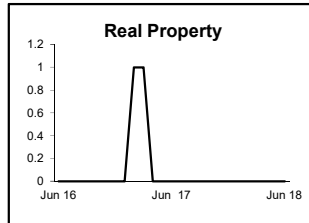
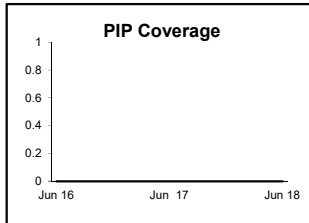
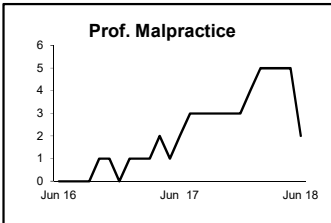
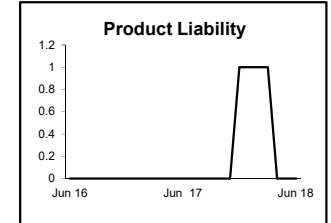
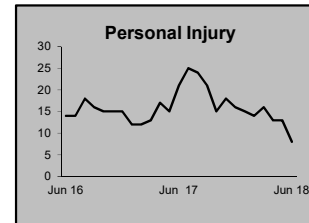
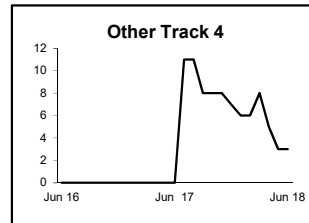
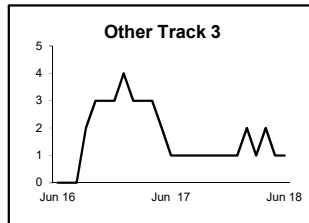
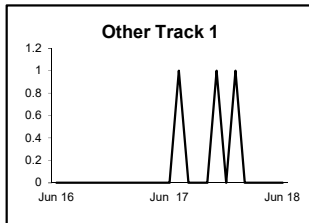
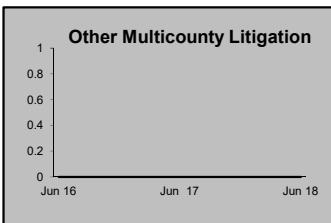
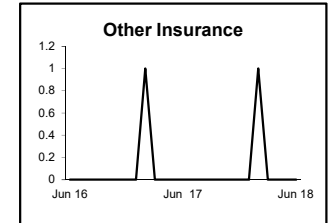
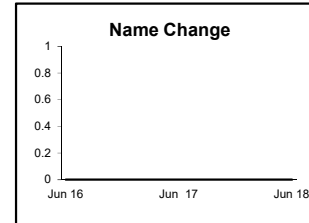
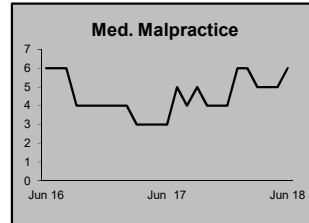
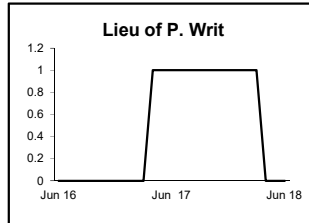
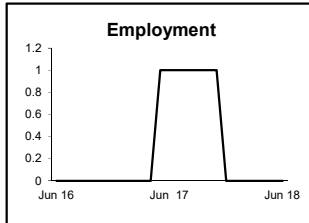
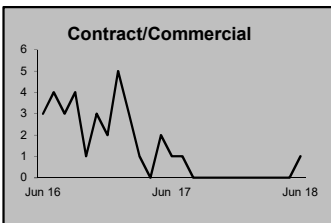
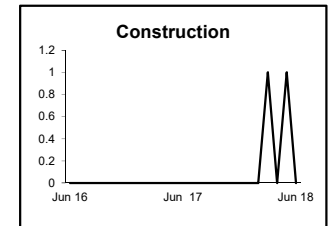
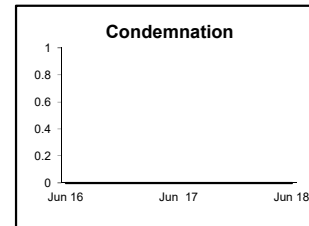
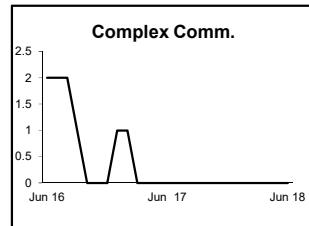
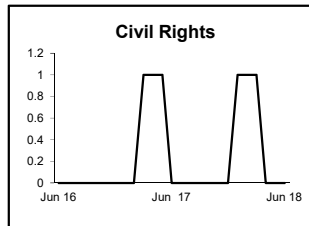
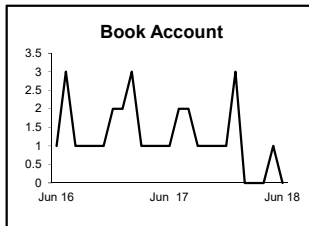

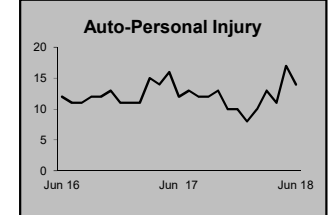
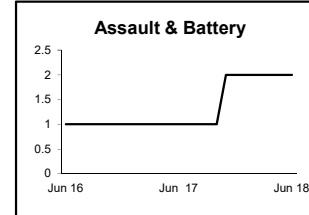
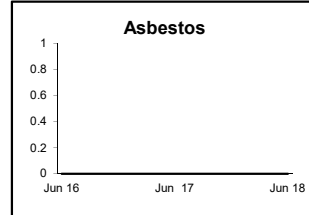

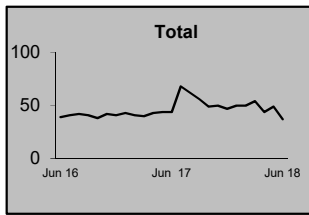
Monthly Resolutions



NOTE: Some Multicounty Litigation (MCL) cases were transferred in November 2014: Atlantic to Bergen = 8,935; Atlantic to Middlesex = 4,070.

CIVIL BACKLOG BY CASETYPE JUNE 2018 WARREN

	Total Backlog	% chg
Jun 16	39	
Jun 17	44	13%
Jun 18	37	-16%



1) Casetypes with the state's largest backlogs are highlighted.

2) Some Multicounty Litigation (MCL) cases were transferred in November 2014: Atlantic to Bergen = 8,935; Atlantic to Middlesex = 4,070.

**CIVIL CASELOAD SUMMARY BY CASETYPE
JULY 2017 - JUNE 2018
STATE**

	Filings			Resolutions			Clearance		Backlog			Backlog Percent		Backlog Per 100 Monthly Filings		Active Pending		
	Jul 2016 to Jun 2017	Jul 2017 to Jun 2018	percent change	Jul 2016 to Jun 2017	Jul 2017 to Jun 2018	percent change	Jul 2017 - Jun 2018		Jun 2017	Jun 2018	percent change	Jun 2017	Jun 2018	Jun 2017	Jun 2018	Jun 2017	Jun 2018	percent change
	number	percent																
Act on Neg Inst	266	264	-1%	313	254	-19%	-10	96%	8	10	25%	5%	7%	36	45	146	139	-5%
Asbestos	120	188	57%	116	102	-12%	-86	54%	178	201	13%	46%	43%	1,780	1,283	383	469	22%
Assault & Bat	164	154	-6%	187	169	-10%	15	110%	36	43	19%	12%	16%	263	335	289	272	-6%
Auto - Pers Inj	25,934	25,695	-1%	24,260	26,145	8%	450	102%	4,855	4,945	2%	15%	16%	225	231	31,540	31,266	-1%
Auto - Property	871	1,184	36%	840	1,130	35%	-54	95%	50	39	-22%	8%	6%	69	40	645	696	8%
Book Account	9,840	7,713	-22%	9,202	9,149	-1%	1436	119%	180	155	-14%	4%	4%	22	24	5,084	3,519	-31%
Civil Rights	329	381	16%	370	359	-3%	-22	94%	60	52	-13%	17%	14%	219	164	349	362	4%
Complex Comme	236	259	10%	277	336	21%	77	130%	128	117	-9%	31%	30%	651	542	409	388	-5%
Condemnation	168	214	27%	136	198	46%	-16	93%	14	86	514%	6%	32%	100	482	252	269	7%
Construction	582	548	-6%	607	556	-8%	8	101%	109	109	0%	18%	19%	225	239	600	569	-5%
Contract/Comme	7,811	9,121	17%	8,037	8,855	10%	-266	97%	427	415	-3%	7%	7%	66	55	5,791	6,239	8%
Employment	317	308	-3%	288	300	4%	-8	97%	27	24	-11%	10%	9%	102	94	272	268	-1%
Lieu of P. Writ	469	499	6%	522	512	-2%	13	103%	55	31	-44%	14%	8%	141	75	384	382	-1%
Medical Malprac	1,078	1,083	0%	1,060	1,132	7%	49	105%	518	553	7%	25%	27%	577	613	2,058	2,045	-1%
Name Change	2,999	2,816	-6%	3,077	2,806	-9%	-10	100%	0	2		0%	1%	0	1	369	390	6%
Other Insurance	910	772	-15%	870	851	-2%	79	110%	114	92	-19%	18%	19%	150	143	640	490	-23%
Other MCL	727	852	17%	5,303	2,636	-50%	1784	309%	15,297	14,548	-5%	87%	92%	25,250	20,490	17,683	15,889	-10%
Other Track 1	5,065	4,588	-9%	4,968	4,745	-4%	157	103%	194	173	-11%	9%	9%	46	45	2,217	1,888	-15%
Other Track 3	1,733	1,830	6%	1,800	1,887	5%	57	103%	215	220	2%	10%	11%	149	144	2,105	2,070	-2%
Other Track 4	246	260	6%	456	411	-10%	151	158%	179	271	51%	26%	48%	873	1,251	684	567	-17%
Personal Injury	10,987	11,099	1%	11,708	11,911	2%	812	107%	2,850	2,450	-14%	19%	17%	311	265	14,885	14,032	-6%
Prod Liability	332	1,291	289%	359	1,046	191%	-245	81%	106	107	1%	21%	13%	383	99	517	811	57%
Prof Malpractic	553	513	-7%	741	675	-9%	162	132%	183	160	-13%	20%	18%	397	374	925	902	-2%
PIP Coverage	302	385	27%	289	370	28%	-15	96%	16	12	-25%	10%	7%	64	37	155	161	4%
Real Property	437	463	6%	434	434	0%	-29	94%	38	30	-21%	15%	12%	104	78	256	254	-1%
Tort Other	1,786	1,756	-2%	1,791	1,749	-2%	-7	100%	203	214	5%	12%	13%	136	146	1,640	1,623	-1%
Toxic Tort	34	15	-56%	30	29	-3%	14	193%	20	24	20%	31%	43%	706	1,920	65	56	-14%
UM/UIM Bod Inj	1,525	1,613	6%	1,466	1,698	16%	85	105%	282	262	-7%	15%	14%	222	195	1,921	1,888	-2%
Total	75,821	75,864	0%	79,507	80,445	1%	4581	106%	26,342	25,345	-4%	29%	29%	417	401	92,264	87,904	-5%

NOTE: Some Multicounty Litigation (MCL) cases were transferred in November 2014: Atlantic to Bergen = 8,935; Atlantic to Middlesex = 4,070.

CIVIL BACKLOG SUMMARY BY CASETYPE

JUNE 2018

STATE

	Cases in Backlog															
	Track 1					Track 2				Track 3			Track 4			Total Backlog
	12 to 18 months	18 to 24 months	24 to 36 months	over 36 months	Total Track 1	18 to 24 months	24 to 36 months	over 36 months	Total Track 2	24 to 36 months	over 36 months	Total Track 3	24 to 36 months	over 36 months	Total Track 4	
Act on Neg Inst	5	2	3	0	10	0	0	0	0	0	0	0	0	0	0	10
Asbestos	0	0	0	0	0	0	0	0	0	0	0	0	71	130	201	201
Assault & Bat	0	0	0	0	0	0	0	0	0	33	10	43	0	0	0	43
Auto - Pers Inj	0	0	0	0	0	3,374	1,401	170	4,945	0	0	0	0	0	0	4,945
Auto - Property	0	0	0	0	0	27	9	3	39	0	0	0	0	0	0	39
Book Account	119	28	7	1	155	0	0	0	0	0	0	0	0	0	0	155
Civil Rights	0	0	0	0	0	0	0	0	0	30	22	52	0	0	0	52
Complex Comme	0	0	0	0	0	0	0	0	0	0	0	0	68	49	117	117
Condemnation	0	0	0	0	0	0	0	0	0	79	7	86	0	0	0	86
Construction	0	0	0	0	0	55	33	20	108	0	0	0	0	1	1	109
Contract/Comme	0	0	0	0	0	237	123	51	411	1	0	1	0	3	3	415
Employment	0	0	0	0	0	11	10	3	24	0	0	0	0	0	0	24
Lieu of P. Writ	0	0	0	0	0	0	0	0	0	0	0	0	16	15	31	31
Medical Malprac	0	0	0	0	0	0	0	0	0	396	157	553	0	0	0	553
Name Change	1	0	1	0	2	0	0	0	0	0	0	0	0	0	0	2
Other Insurance	51	15	9	16	91	0	0	0	0	0	0	0	0	1	1	92
Other MCL	0	0	0	0	0	0	0	0	0	0	0	0	1,530	13,018	14,548	14,548
Other Track 1	93	43	29	6	171	1	0	0	1	1	0	1	0	0	0	173
Other Track 3	0	0	0	0	0	0	0	0	0	169	51	220	0	0	0	220
Other Track 4	0	0	0	0	0	0	0	0	0	0	0	0	183	88	271	271
Personal Injury	0	0	0	0	0	1,504	802	139	2,445	2	0	2	2	1	3	2,450
Prod Liability	0	0	0	0	0	0	0	0	0	64	43	107	0	0	0	107
Prof Malpractic	0	0	0	0	0	0	0	0	0	124	36	160	0	0	0	160
PIP Coverage	8	3	0	1	12	0	0	0	0	0	0	0	0	0	0	12
Real Property	22	3	2	3	30	0	0	0	0	0	0	0	0	0	0	30
Tort Other	0	0	0	0	0	122	72	18	212	0	0	0	1	1	2	214
Toxic Tort	0	0	0	0	0	0	0	0	0	9	15	24	0	0	0	24
UM/UIM Bod Inj	0	0	1	0	1	185	73	3	261	0	0	0	0	0	0	262
Total	299	94	52	27	472	5,516	2,523	407	8,446	908	341	1,249	1,871	13,307	15,178	25,345

NOTE: Some Multicounty Litigation (MCL) cases were transferred in November 2014: Atlantic to Bergen = 8,935; Atlantic to Middlesex = 4,070.

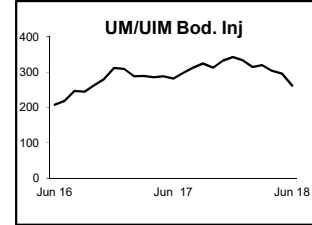
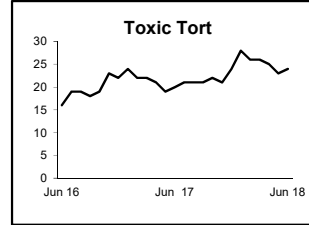
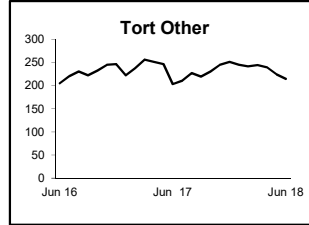
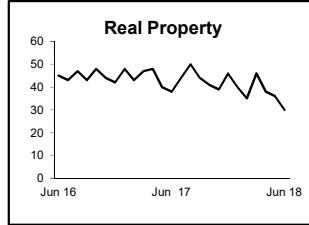
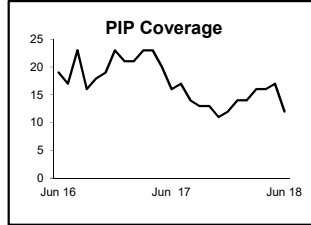
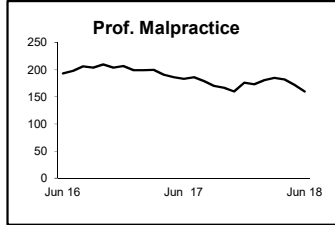
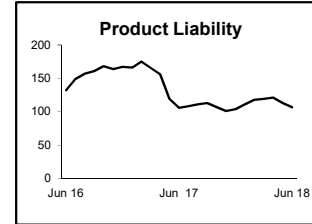
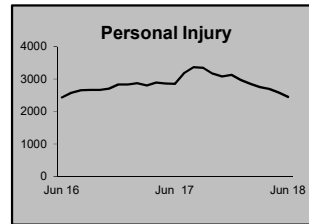
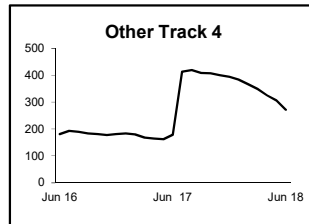
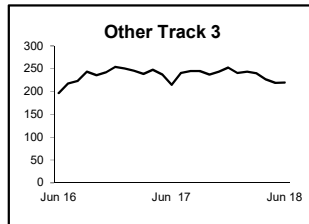
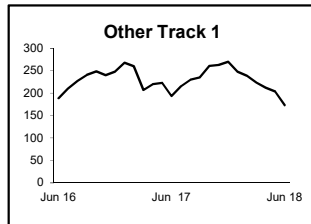
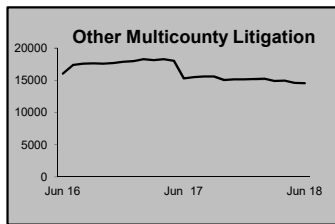
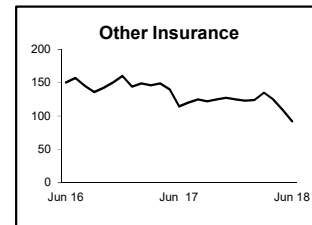
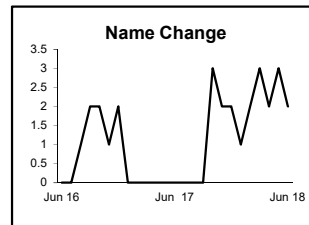
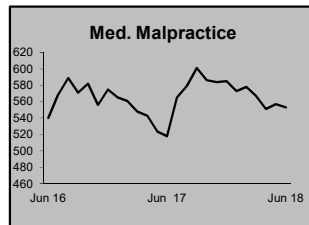
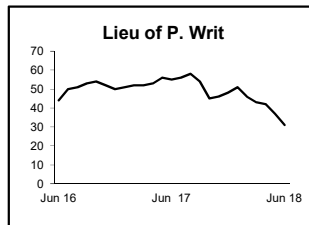
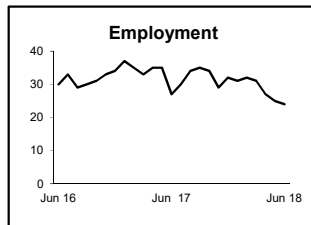
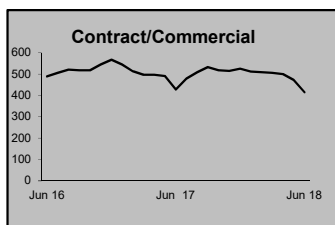
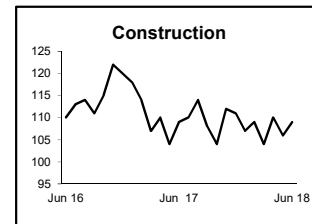
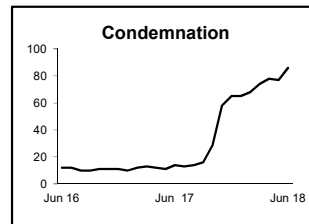
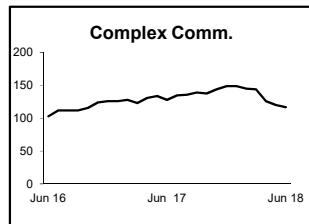
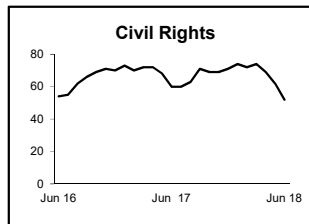
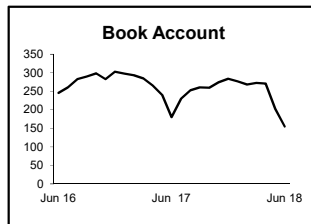
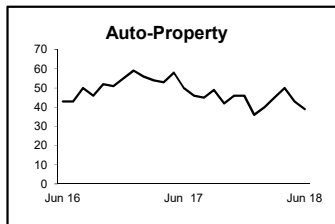
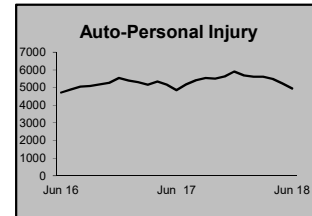
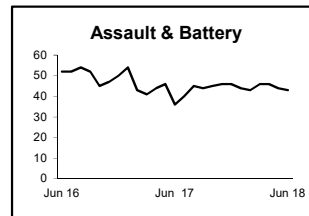
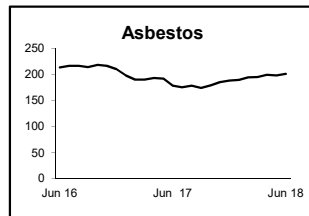
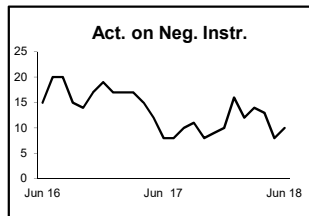
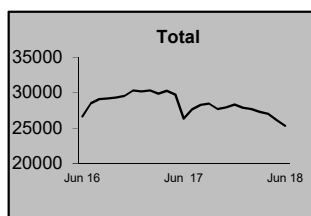
CIVIL RESOLUTION SUMMARY BY CASETYPE
JULY 2017 - JUNE 2018
STATE

	Trial			Summary					Total	Percent resolved by						Monthly Resolutions
	Jury	Nonjury	Total	Judgment	Settlement	Default Judgment	Dismiss	Other		Trial	Sum Jud	Settle	Default J	Dismiss	Other	
Act on Neg Inst	0	2	2	15	58	77	101	1	254	1%	6%	23%	30%	40%	0%	
Asbestos	1	0	1	0	77	0	12	12	102	1%	0%	75%	0%	12%	12%	
Assault & Bat	0	1	1	6	64	4	81	13	169	1%	4%	38%	2%	48%	8%	
Auto - Pers Inj	606	22	628	188	12,910	160	11,436	823	26,145	2%	1%	49%	1%	44%	3%	
Auto - Property	1	5	6	9	288	381	421	25	1,130	1%	1%	25%	34%	37%	2%	
Book Account	6	12	18	280	2,005	3,029	3,718	99	9,149	0%	3%	22%	33%	41%	1%	
Civil Rights	6	0	6	12	69	2	204	66	359	2%	3%	19%	1%	57%	18%	
Complex Commer	4	8	12	7	134	6	138	39	336	4%	2%	40%	2%	41%	12%	
Condemnation	2	0	2	8	35	2	86	65	198	1%	4%	18%	1%	43%	33%	
Construction	8	3	11	8	210	42	266	19	556	2%	1%	38%	8%	48%	3%	
Contract/Commer	36	67	103	239	2,318	1,755	4,071	369	8,855	1%	3%	26%	20%	46%	4%	
Employment	2	2	4	6	81	9	160	40	300	1%	2%	27%	3%	53%	13%	
Lieu of P. Writ	0	49	49	24	130	3	228	78	512	10%	5%	25%	1%	45%	15%	
Medical Malprac	73	2	75	16	496	1	473	71	1,132	7%	1%	44%	0%	42%	6%	
Name Change	0	0	0	0	0	0	639	2,167	2,806	0%	0%	0%	0%	23%	77%	
Other Insurance	4	5	9	34	266	62	410	70	851	1%	4%	31%	7%	48%	8%	
Other MCL	1	0	1	1	212	0	2,421	1	2,636	0%	0%	8%	0%	92%	0%	
Other Track 1	14	20	34	96	1,305	200	1,901	1,209	4,745	1%	2%	28%	4%	40%	25%	
Other Track 3	32	3	35	36	758	18	781	259	1,887	2%	2%	40%	1%	41%	14%	
Other Track 4	2	4	6	16	211	17	116	45	411	1%	4%	51%	4%	28%	11%	
Personal Injury	149	6	155	252	6,155	124	4,577	648	11,911	1%	2%	52%	1%	38%	5%	
Prod Liability	5	0	5	7	131	0	334	569	1,046	0%	1%	13%	0%	32%	54%	
Prof Malpractic	15	5	20	21	281	14	300	39	675	3%	3%	42%	2%	44%	6%	
PIP Coverage	1	1	2	7	81	5	246	29	370	1%	2%	22%	1%	66%	8%	
Real Property	2	8	10	12	115	31	226	40	434	2%	3%	26%	7%	52%	9%	
Tort Other	16	9	25	41	592	104	877	110	1,749	1%	2%	34%	6%	50%	6%	
Toxic Tort	1	0	1	1	12	0	10	5	29	3%	3%	41%	0%	34%	17%	
UM/UIIM Bod Inj	62	1	63	21	838	44	698	34	1,698	4%	1%	49%	3%	41%	2%	
Total	1049	235	1284	1,363	29,832	6,090	34,931	6,945	80,445	2%	2%	37%	8%	43%	9%	

NOTE: Some Multicounty Litigation (MCL) cases were transferred in November 2014: Atlantic to Bergen = 8,935; Atlantic to Middlesex = 4,070.

**CIVIL BACKLOG BY CASETYPE
JUNE 2018
STATE**

	Total	Backlog	% chg
Jun 16		26,673	
Jun 17		26,342	-1%
Jun 18		25,345	-4%



1) Casetypes with the state's largest backlogs are highlighted.

2) Some Multicounty Litigation (MCL) cases were transferred in November 2014: Atlantic to Bergen = 8,935; Atlantic to Middlesex = 4,070.