



2021

Report on the Prevention of Domestic Violence Act

Family Practice Division, Administrative Office of the Courts

Table of Contents

4	Introduction Prevention of Domestic Violence Act of 1991
5	Legal Process
6	2021 Judiciary Initiatives for Domestic Violence
7	Domestic Violence Statistical Data
13	Section One - Family Division - New Complaints - Statewide Data <ul style="list-style-type: none">• Gender, living arrangements, relationships, service, final restraining orders with children
15	Section One - Family Division - New Complaints - County Data <ul style="list-style-type: none">• Gender, race, living arrangements, relationships
	Section Two - Family Division - Results and Dispositions
24	Statewide Data
25	County Data
	Section Three - Family Division - Final Restraining Orders
26	Statewide Data
28	County Data
	Section Three - Family Division - Violation of Restraining Orders
38	Statewide Data
39	County Data
	Section Four - Criminal Division - Files and Dispositions
41	Statewide Data
42	County Data
	Section Five - Municipal Division - Files and Dispositions
45	Statewide Data
46	County Data
49	Sexual Assault Survivors Protection Act of 2015 (SASPA) <ul style="list-style-type: none">• Filings and dispositions
50	<ul style="list-style-type: none">• Age of victims• Race and gender

Introduction

This 2021 statistical report, prepared by the New Jersey Administrative Office of the Courts (AOC), provides Judiciary statistics compiled on domestic violence matters brought before the New Jersey courts pursuant to the Prevention of Domestic Violence Act, N.J.S.A. 2C:25-17 et seq. (PDVA).

This report presents data, covering the period from Jan. 1, 2021 through Dec. 31, 2021, regarding domestic violence filings, dispositions of restraining orders, and forms of relief sought and granted. It also includes data on non-indictable contempt charges, which are processed in family court pursuant to N.J.S.A. 2C:29-9(b).

New data elements added to this report include:

- Race of plaintiffs and defendants for new domestic violence complaints
- Sexual Assault Survivor Protection Act (SASPA) statistics

Additionally, this report includes data from the municipal and criminal divisions regarding criminal cases that have been identified as related to a domestic violence incident and data on non-indictable contempt charges, which are processed in family court pursuant to N.J.S.A. 2C:29-9(b).

Prevention of Domestic Violence Act of 1991

New Jersey's PDVA is one of the strongest laws in the nation addressing domestic violence. The PDVA provides the following:

- Domestic violence (DV) definitions, including the 19 offenses from which a person is protected under this act.
- Domestic violence training requirements for judges, law enforcement and court staff.
- Guidance to law enforcement regarding the following:
 - the arrest of the alleged attacker,
 - the seizure of weapons, and
 - the filing of a criminal charge or a civil temporary restraining order (TRO).
- Requirements and process if a criminal domestic violence charge is filed against the defendant; sentencing conditions, if found guilty.
- Requirements and process for filing a civil complaint alleging domestic violence in the Superior Court, family part.
- Penalties or fees to be assessed against the defendant.
- The contempt process that is applied when a defendant has violated a court order.
- The confidentiality of domestic violence records.
- Requirement for New Jersey to maintain a central registry of all individuals who have a domestic violence restraining order entered against them.

Legal Process

Civil Procedure

Procedurally, the PDVA provides that a single domestic violence incident may give rise to civil and/or criminal remedies. In the civil process, a domestic violence civil complaint is an application for a temporary restraining order (TRO). A victim may apply for a TRO in either the Superior Court or municipal court. If a civil TRO is granted, a subsequent hearing is usually held within 10 days to determine whether the TRO will become a final restraining order (FRO).

FROs include two primary types of relief to the victim: injunctive relief and non-injunctive relief. Injunctive relief directs the defendant's action, i.e., to have no contact with the victim, and/or to stay away from certain locations. Non-injunctive relief can include imposing financial penalties and obligations, the relinquishment of property and/or possessions, child support, and emergency monetary relief. The purpose of non-injunctive relief is to permit the victim support without the need to return to the abusive relationship, N.J.S.A. 2C:25-29b(10).

Criminal Procedure

A criminal complaint involving domestic violence addresses criminal charges. Law enforcement must arrest the defendant and sign a criminal complaint if they find probable cause that domestic violence occurred along with certain other conditions pursuant to N.J.S.A. 2C:25-21.

Violations

Contempt charges are how TROs and FROs are enforced. When a defendant violates the provisions of a restraining order, a contempt charge is filed by law enforcement or the victim themselves. A law enforcement officer can identify an active restraining order by viewing the New Jersey Domestic Violence Central Registry. An example of a violation is when a defendant contacts a victim either in person, by telephone or by electronic media when the restraining order specifically states that the defendant is to have no contact with the victim. Violations of a restraining order can result in civil contempt proceedings and/or criminal charges.

The degree of the contempt charge determines whether the family or criminal division will hear the case. The family division has exclusive jurisdiction if the violation involves a petty disorderly persons offense, disorderly persons offense or if the violation involves actions related to child support or parenting time provisions in the order. The criminal division hears contempt charges if the defendant committed a violation that constitutes an indictable offense. A prosecutor is involved in all criminal contempt charges regardless of whether the case is heard in the Family Division or in the Criminal Division.

2021 Judiciary Initiatives for Domestic Violence

Stop Violence Against Women Act (VAWA) Grant

The U.S. Department of Justice provides grant funding to states to fight violent crimes against women as well as create and strengthen victim services. In 2021, the Judiciary used this grant to conduct the annual statewide domestic violence conference that are held each spring for all family division judges, managers, and domestic violence staff. Conference topics in 2021 included sessions on intersection of human trafficking and the opioid crisis, restraining orders and other family members, trauma informed courts, batterers intervention programs, co-occurrence of sexual abuse and domestic violence, understanding risk in domestic violence, and assessing legal credibility in the context of trauma, and children services policies and protocols in relation to domestic violence.

Funds also were used to provide training for judicial staff on the following topics: economic abuse and trauma on survivors; domestic violence and the effects on children, custody, parenting time and support; and teen dating violence.

Directive #23-21 - New Plea Form For Use in Domestic Violence Contempt Matters

Promulgated in August 2021, this plea form is used by the court when a defendant pleads guilty to a violation of a restraining order under N.J.S.A. 2C:29-9(b) and related disorderly and petty disorderly persons offenses. Prior to the promulgation of this statewide form, the vicinages employed a variety of documents to capture the defendant's plea.

Various County Domestic Violence Working Group Updates

County Domestic Violence Working Groups (DVWGs) were created three decades ago to identify issues and challenges in the domestic violence prevention and protection process in each county. The meetings of these local working groups bring together stakeholders to share information regarding local domestic violence resources and to ensure adherence to practices and procedures required by statute, rule, or administrative directive. Given the urgency of the need to address domestic violence, as well as the national spotlight on this issue, we needed to reinvigorate and strengthen these key components of our prevention of domestic violence efforts.

In 2021, the DVWGs were asked to review their current memberships and in addition to their current stakeholders consider expanding the roster to include local resources from the field of healthcare and education, groups not typically included in domestic violence discussions. Having a diverse and representative membership increases the likelihood of interagency cooperation and communication to address shared concerns. The DVWGs also were asked to review their individual domestic violence processes and procedures to identify gaps in their responses to the victims and the community. Finally, the Administrative Office of the Courts developed five new reports for the working groups to review and discuss. The reports provided the following data: temporary restraining orders not yet served, final restraining orders where the defendant's fingerprints have not yet been recorded in the electronic database, active contempt of restraining order cases, use of risk assessments by law enforcement, and criminal domestic violence cases that were downgraded, remanded or dismissed.

Electronic System Enhancements

The Judiciary employs several electronic systems to track, docket, and process domestic violence restraining orders. The Electronic Temporary Restraining Order (eTRO) system is the electronic data entry program that is used by law enforcement and family court staff to create electronic civil domestic violence complaints, TROs and FROs. The Family Automated Case Tracking System (FACTS) is the mainframe program that houses the official electronic court records. The Domestic Violence Central Registry (DVCR) is a registry of all individuals who have a domestic violence restraining order entered against them. Technical enhancements are made annually to the eTRO system to assist staff and judges in processing cases more efficiently. In 2021, enhancements were made to the eTRO to add new cover sheets that include instructions to court users on how to prepare for a final restraining order hearing and ways to find assistance, such as legal referral services. Technical updates of the addition of email address fields also were implemented to assist staff and judges in processing cases more efficiently.

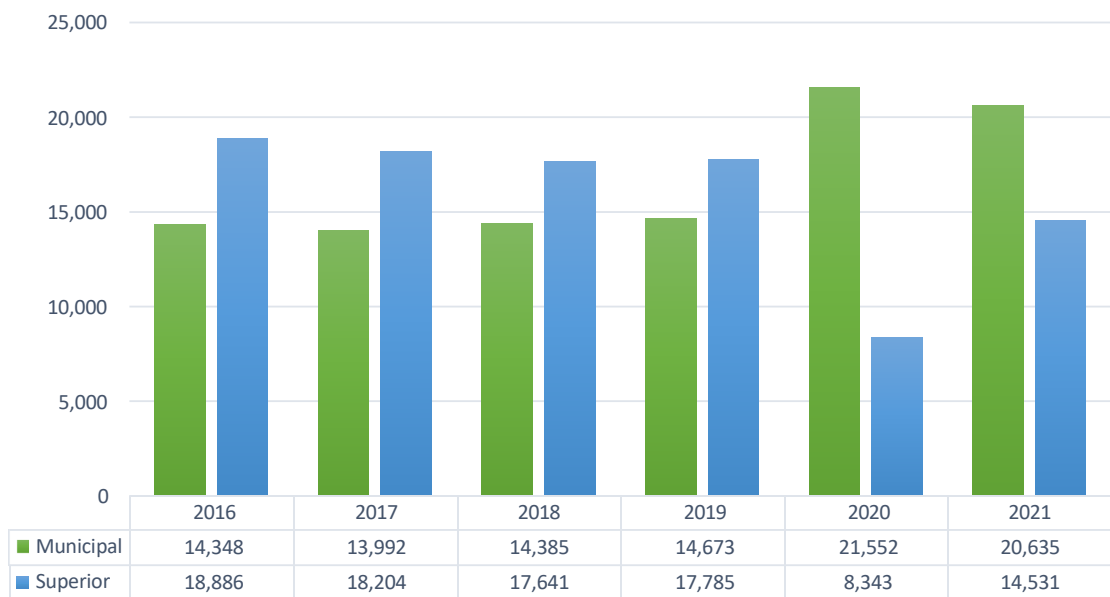
Domestic Violence Statistical Data

This report presents data regarding domestic violence filings, dispositions of restraining orders, and forms of relief sought and granted. Additionally, this report includes data from the municipal and criminal divisions regarding criminal cases that have been identified as related to a domestic violence incident and data on non-indictable contempt charges, which are processed in family court pursuant to N.J.S.A. 2C:29-9(b).

Domestic Violence Complaints

As set forth below and in detail in the following pages, in 2021, the number of domestic violence filings increased by 17.6 percent or 5,271 filings from the previous year.

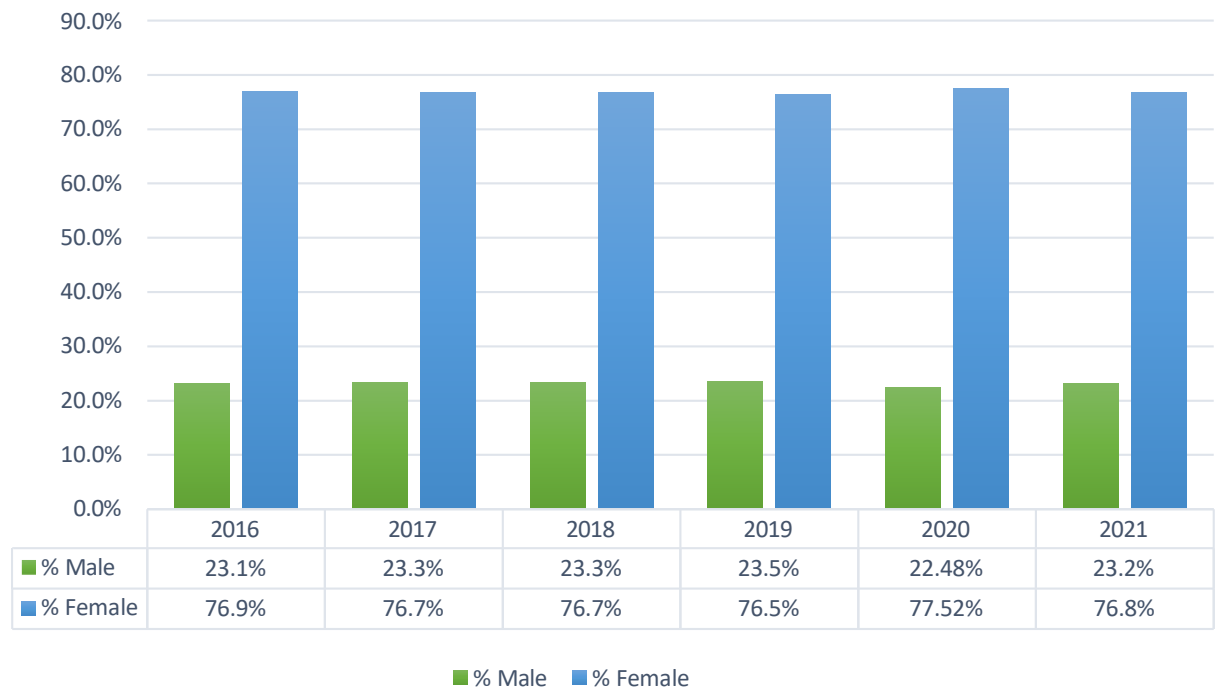
*Chart A
Case Origination of Domestic Violence Complaints
for a Restraining Order*



Gender

It is often presumed that most domestic violence victims are women. The data illustrated in Chart B on the next page depicts that in New Jersey, more than 76 percent of the plaintiffs are women supports this presumption. However, men can be and are victims, too. Men, in addition to women, suffer physical, mental, and sexual abuse in heterosexual and same-sex relationships. Because of the perception that men are physically strong, they may be less likely to report domestic violence due to a fear of being ridiculed by law enforcement and the public.

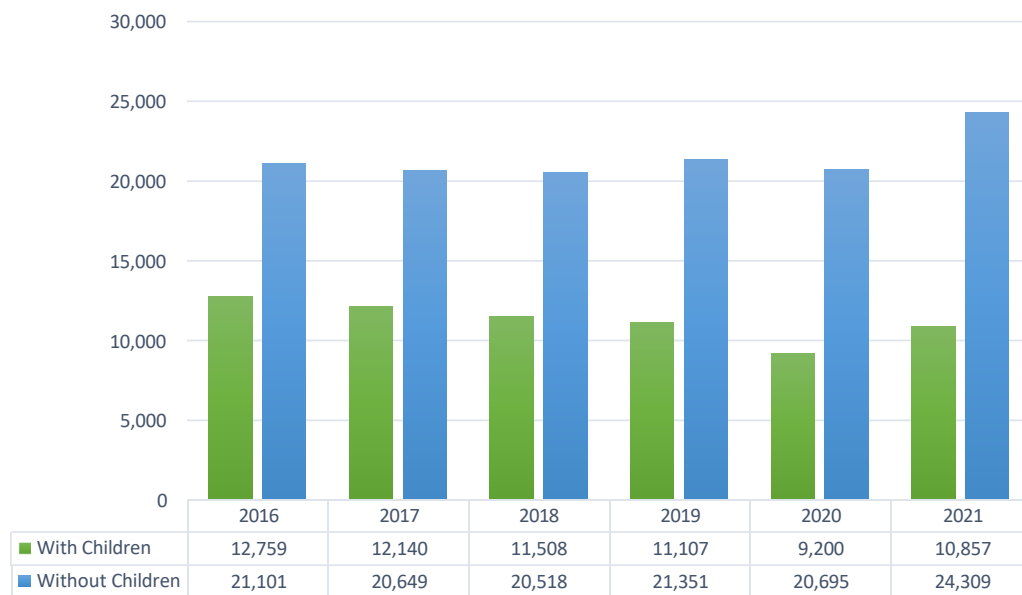
Chart B
Gender of Plaintiffs Filing for a Domestic Violence Restraining Order



Children and Domestic Violence

Children exposed to violence in the home are also victims of physical abuse.¹ Children who witness domestic violence or are victims of abuse are at serious risk for long-term physical and mental health problems.² Children who witness violence between parents also may be at greater risk of being violent in their future relationships.

Chart C
Complaints with and without Child(ren) at Time of Filing



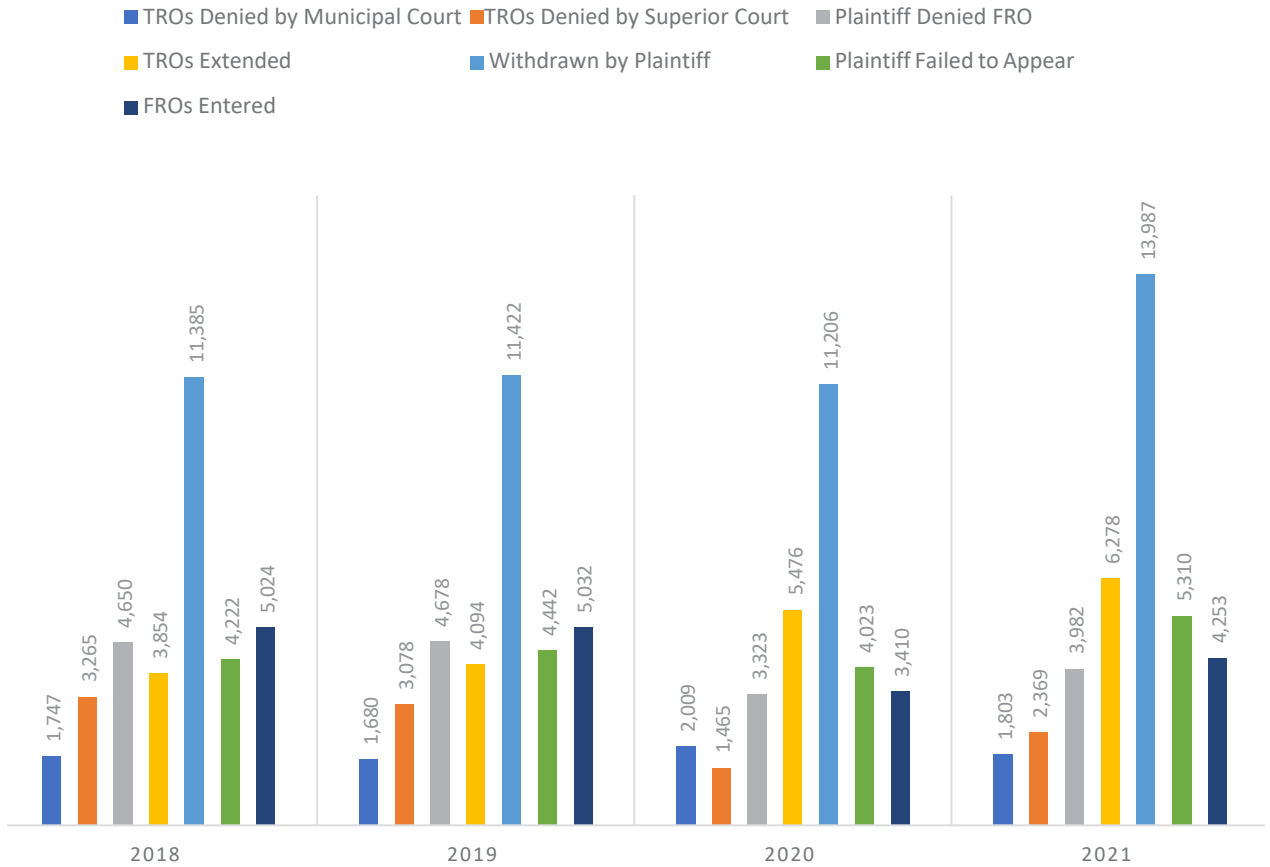
¹ Modi, M. N., Palmer, S., & Armstrong, A. (2014). The Role of Violence Against Women Act in Addressing Intimate Partner Violence: A Public Health Issue. *Journal of Women's Health, 23*(3), 253– 259. <http://doi.org/10.1089/jwh.2013.4387>

² Gilbert, L.K., Breiding, M.J., Merrick, M.T., Parks, S.E., Thompson, W.W., Dhingra, S.S., Ford, D.C. (2015). Childhood Adversity and Adult Chronic Disease: An update from ten states and the District of Columbia, 2010. *American Journal of Preventive Medicine, 48*(3): 345-349. <https://doi.org/10.1016/j.amepre.2014.09.006>

Dispositions

As represented in the Charts D and E, the disposition of TROs has been consistent for several years.

*Chart D
Dispositions*



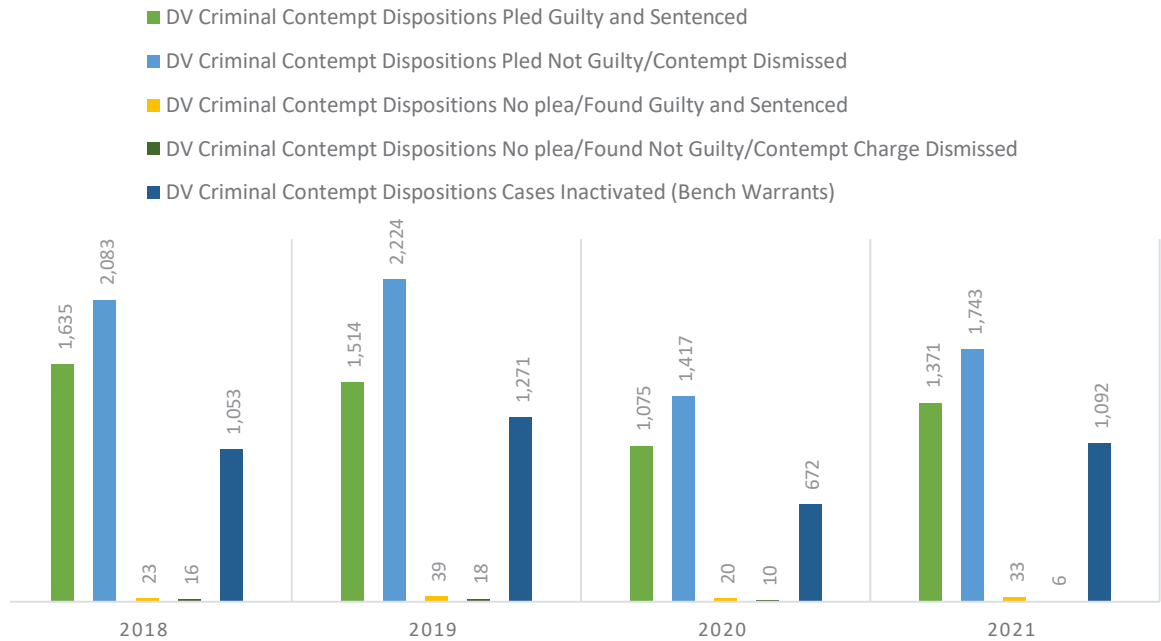
Violations

If the defendant violates a domestic violence restraining order, that violation constitutes the offense of contempt under N.J.S.A. 2C:29-9 (b).

A hearing on the violation or contempt charge may be reduced to a disorderly persons offense and if so, will be heard by the family part of Superior Court. If the violation is more severe, such as an assault, the contempt charge may be considered a fourth-degree offense and the matter will be heard in the criminal part of Superior Court.

Chart E

Family Part, Domestic Violence Contempt Dispositions



Ontario Domestic Assault Risk Assessment (ODARA)

Pursuant to the Attorney General 2016-6 v3.0 directive, the director of the division of criminal justice designated the ODARA as the risk assessment tool to be used by law enforcement officers throughout New Jersey to assist in identifying the risk of future assaults against intimate partners.

The ODARA predicts the likelihood that a defendant who has committed an assault on an intimate partner will do so again. The ODARA's requirements of physical contact or a threat with a weapon will exclude from risk assessment some offenses that might be charged as domestic violence. The risk assessment tool is administered by a trained law enforcement officer through an interview with the victim. The law enforcement officer also will conduct a review of the defendant's criminal history and related information to complete the assessment.

Law enforcement officers will complete the ODARA in those domestic violence cases (as defined by N.J.S.A. 2C:25-19) in which the following offenses are charged and the victim is a partner:

- Homicide (N.J.S.A. 2C11-1).
- Aggravated assault (N.J.S.A. 2C:12-1b).
- Simple assault with contact or with a weapon (N.J.S.A. 2C:12-1a).
- Sexual assault (N.J.S.A. 2C:14-2).
- Criminal sexual contact (N.J.S.A. 2C:14-3).
- False imprisonment with contact or with a weapon (N.J.S.A. 2C:13-3).
- Kidnapping (N.J.S.A. 2C:13-1).

- Burglary, second-degree with contact or with a weapon (N.J.S.A. 2C:18-2).
- Terroristic threats with contact or with a weapon (N.J.S.A. 2C:12-3).
- Robbery (N.J.S.A. 2C:15-1).
- Any other crime involving risk of death or serious bodily injury (N.J.S.A. 2C:25-19a (18)).

Below are the statistics for the use of the ODARA for 2021.

DV CASES AND ODARA USAGE				
DV COMPLAINTS ISSUED BY YEAR				
YEAR	TOTAL DV COMPLAINTS	TOTAL DV COMPLAINTS QUALIFIED FOR ODARA	TOTAL DV COMPLAINTS QUALIFIED FOR ODARA AND ODARA COMPLETED	% DV COMPLAINTS QUALIFIED FOR ODARA AND ODARA COMPLETED
2021	28,568	14,765	9,085	61.5%

DV CASES AND ODARA USAGE by County				
DV COMPLAINTS ELIGIBLE FOR ODARA ISSUED IN 2021				
COUNTY	TOTAL DV COMPLAINTS	TOTAL DV COMPLAINTS QUALIFIED FOR ODARA	TOTAL DV COMPLAINTS QUALIFIED FOR ODARA AND ODARA COMPLETED	% DV COMPLAINTS QUALIFIED FOR ODARA AND ODARA COMPLETED
ATLANTIC	1,187	473	307	64.9%
BERGEN	1,206	668	444	66.5%
BURLINGTON	1,449	559	358	64.0%
CAMDEN	4,046	1,581	730	46.2%
CAPE MAY	383	205	140	68.3%
CUMBERLAND	1,373	741	393	53.0%
ESSEX	3,173	1,908	1,188	62.3%
GLOUCESTER	1,157	544	273	50.2%
HUDSON	2,161	1,309	906	69.2%
HUNTERDON	112	62	40	64.5%
MERCER	1,407	810	185	22.8%
MIDDLESEX	2,006	1,022	650	63.6%
MONMOUTH	1,359	677	457	67.5%
MORRIS	465	247	165	66.8%
OCEAN	1,769	914	592	64.8%
PASSAIC	2,172	1,354	1,073	79.2%
SALEM	380	197	127	64.5%
SOMERSET	500	243	173	71.2%
SUSSEX	210	109	78	71.6%
UNION	1,778	1,006	732	72.8%
WARREN	275	136	74	54.4%
TOTAL	28,568	14,765	9,085	61.5%


Sexual Assault Survivor Protection Act (SASPA) Statistical Data

The Sexual Assault Survivor Protection Act provides protection to victims of sexual offenses. The law, N.J.S.A. 2C:14-13 et seq., allows victims of sexual offenses to obtain a protective order.

Protective orders are intended to provide safety to victims of a sexual offense. A victim does not have to report the crime to the police. It is possible to receive a final protective order without ever speaking with the police. Victims may report the crime to the police, but it is not required.

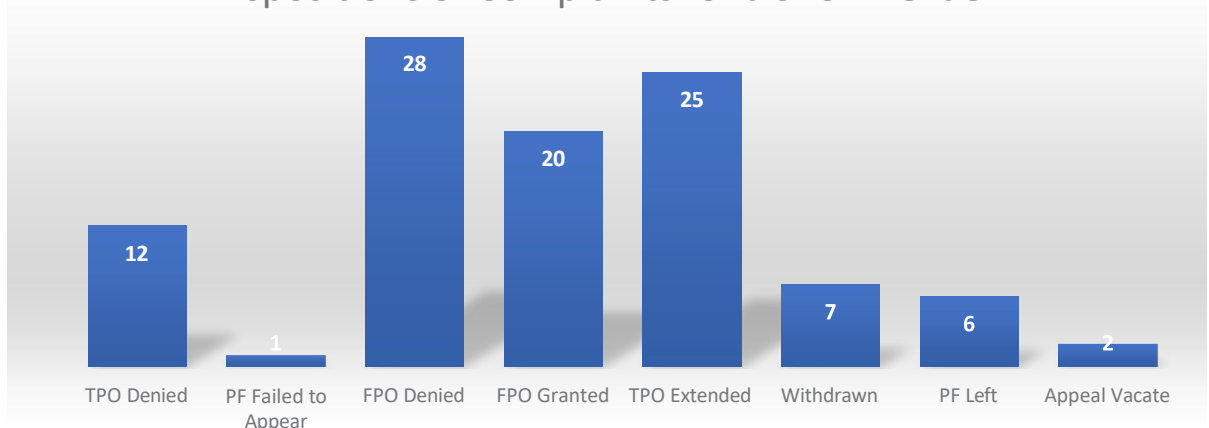
While SASPA provides protection to a victim of any age, most of the victims of these protective orders in New Jersey have been under the age of 18, as detailed in the chart below:

Age of Plaintiffs Filing a SASPA Complaint



In 2021, 100 SASPA complaints were filed in the family division. The chart below depicts how these cases were resolved.

Dispositions of Complaints for a SASPA Order



Section One

Family Cases - New Complaints Filed

Statewide Figures

Case Origination of Domestic Violence Complaints - Filed and Added

(These figures are based on the Total New Filings during the calendar year.)

	<u>Complaints filed</u>	<u>TROs issued</u>	<u>TROs denied</u>	<u>Complaints withdrawn prior to TRO hearing</u>
Municipal Court	20,635	18,564	1,803	
Superior Court	14,531	12,093	2,369	337
Total (New Complaints Filed)	35,166	30,657	4,172	337
Recording of Out-of-State Restraining Orders			20	
TROs Reopened - Defendant Served			3,779	
Total (New Complaints Filed plus Reopened Cases)			38,965	
FROs Reopened			5,031	
Reliefs granted for weapons seizure on TRO			2,409	

Domestic Violence Annual Report

Detail of Domestic Violence Complaints - Filed and Denied (Based on Case Filing Date)
For the Period Between January 1, 2021 and December 31, 2021

County	Superior Court	Municipal Court	Superior Court	Municipal Court	Withdrawn by Plaintiff
Atlantic	844	664	41	101	29
Bergen	916	1,209	209	101	15
Burlington	658	1,234	203	200	7
Camden	1,049	2,312	155	223	45
Cape May	242	251	19	17	3
Cumberland	339	876	85	66	5
Essex	1,760	1,421	121	67	24
Gloucester	494	843	133	68	19
Hudson	692	1,528	320	43	2
Hunterdon	85	113	36	18	1
Mercer	604	967	74	83	20
Middlesex	913	1,332	173	104	29
Monmouth	321	1,133	83	178	0
Morris	291	520	76	89	7
Ocean	606	1,121	159	126	23
Passaic	712	1,107	152	85	30
Salem	164	278	36	13	12
Somerset	248	394	89	72	4
Sussex	179	237	33	47	0
Union	771	819	106	86	53
Warren	205	205	66	16	9
Statewide	12,093	18,564	2,369	1,803	337

Genders of Plaintiffs and Defendants for New Complaints Filed

(These figures are based on the Total New Filings during the calendar year.)

Gender of Parties

Plaintiff - Female	27,017	76.8%
Plaintiff - Male	8,149	23.2%
Defendant - Female	8,770	24.9%
Defendant - Male	26,396	75.1%

Living Arrangements of Plaintiffs and Defendants for New Complaints Filed

(These figures are based on the Total New Filings during the calendar year.)

Arrangements

Living Together	15,045	42.8%
Previously Lived Together	14,573	41.4%
Never Lived Together	5,548	15.8%

Relationships Between Plaintiffs and Defendants for New Complaints Filed

(These figures are based on the Total New Filings during the calendar year.)

Party Relationship

a. Spouse With Child(ren)	3,509	10.0 %
b. Spouse Without Child(ren)	2,716	7.7 %
c. Former Spouse With Child(ren)	640	1.8 %
d. Former Spouse Without Child(ren)	272	.8 %
e. Never Married / With Child(ren)	6,708	19.1 %
f. Never Married / Expectant Parents	261	.7 %
g. Present Household Member	5,857	16.7 %
h. Former Household Member	3,769	10.7 %
i. Dating Relationship	10,187	29.0 %
j. Not Related / Without Child(ren)	1,247	3.5 %

New Complaints Filed:	35,166
TROs Issued:	30,657
FROs Issued:	4,253

The average length of time it took for the defendant to be served (days):	3
Indefinitely continued (extended) TROs:	6,668
The average length of time from TRO granted to a FRO hearing (days):	41

FRO Cases with Children:	1,563
Child Support/Medical coverage granted at FRO or within 180 days of Amended FRO:	472
FM Cases prior to FRO:	125
FD cases filed prior to FRO with Child Support/Medical Coverage:	530

Section One

Family Cases - New Complaints Filed

County Figures

Case Origination of Domestic Violence Complaints - Filed and Added (Based on Case Filing Date) For the Period Between January 1, 2021 and December 31, 2021

County	New Complaints Filed		[Reopened] Defendant Served with TRO		Total Cases Filed and Added
		%		%	
Atlantic	1,679	95.9	71	4.1	1,750
Bergen	2,450	90.9	246	9.1	2,696
Burlington	2,302	93.8	152	6.2	2,454
Camden	3,784	96.1	155	3.9	3,939
Cape May	532	89.7	61	10.3	593
Cumberland	1,371	84.7	248	15.3	1,619
Essex	3,393	87.0	509	13.0	3,902
Gloucester	1,557	93.2	113	6.8	1,670
Hudson	2,585	89.5	302	10.5	2,887
Hunterdon	253	95.1	13	4.9	266
Mercer	1,748	78.8	469	21.2	2,217
Middlesex	2,551	91.8	227	8.2	2,778
Monmouth	1,715	90.6	178	9.4	1,893
Morris	983	96.5	36	3.5	1,019
Ocean	2,035	87.0	303	13.0	2,338
Passaic	2,086	87.2	306	12.8	2,392
Salem	503	89.3	60	10.7	563
Somerset	807	96.6	28	3.4	835
Sussex	496	98.0	10	2.0	506
Union	1,835	87.5	261	12.5	2,096
Warren	501	94.2	31	5.8	532
Total	35,166	90.3	3,779	9.7	38,945

Source: Family division domestic violence complaints.

**Detail of Domestic Violence Complaints - Filed and Added (Based on Case Filing Date)
For the Period Between January 1, 2021 and December 31, 2021**

County	New Complaints Filed	New Cases [Municipal] Source=08 (01/)		New Cases [Superior] Source=01 (01/)		Reopened Defendant Served with TRO (06/)
			—%		—%	
Atlantic	1,679	767	45.7	912	54.3	71
Bergen	2,450	1,322	54.0	1,128	46.0	246
Burlington	2,302	1,470	63.9	832	36.1	152
Camden	3,784	2,563	67.7	1,221	32.3	155
Cape May	532	271	50.9	261	49.1	61
Cumberland	1,371	955	69.7	416	30.3	248
Essex	3,393	1,499	44.2	1,894	55.8	509
Gloucester	1,557	927	59.5	630	40.5	113
Hudson	2,585	1,583	61.2	1,002	38.8	302
Hunterdon	253	134	53.0	119	47.0	13
Mercer	1,748	1,067	61.0	681	39.0	469
Middlesex	2,551	1,450	56.8	1,101	43.2	227
Monmouth	1,715	1,338	78.0	377	22.0	178
Morris	983	617	62.8	366	37.2	36
Ocean	2,035	1,264	62.1	771	37.9	303
Passaic	2,086	1,209	58.0	877	42.0	306
Salem	503	294	58.4	209	41.6	60
Somerset	807	470	58.2	337	41.8	28
Sussex	496	293	59.1	203	40.9	10
Union	1,835	914	49.8	921	50.2	261
Warren	501	228	45.5	273	54.5	31
Total	35,166	20,635	58.7	14,531	41.3	3,779

Note: The reopened/TRO case count is not included in the percentage calculation.

Source: Family division domestic violence complaints.

**Genders of Plaintiffs and Defendants for New Complaints Filed (Based on Case Filing Date)
For the Period Between January 1, 2021 and December 31, 2021**

County	New Complaints Filed	Plaintiff Male	___%	Plaintiff Female	___%	Defendant Male	___%	Defendant Female	___%
Atlantic	1,679	386	23.0	1,293	77.0	1,255	74.7	424	25.3
Bergen	2,450	637	26.0	1,813	74.0	1,846	75.3	604	24.7
Burlington	2,302	591	25.7	1,711	74.3	1,633	70.9	669	29.1
Camden	3,784	934	24.7	2,850	75.3	2,748	72.6	1,036	27.4
Cape May	532	129	24.2	403	75.8	411	77.3	121	22.7
Cumberland	1,371	319	23.3	1,052	76.7	1,040	75.9	331	24.1
Essex	3,393	749	22.1	2,644	77.9	2,535	74.7	858	25.3
Gloucester	1,557	371	23.8	1,186	76.2	1,131	72.6	426	27.4
Hudson	2,585	515	19.9	2,070	80.1	2,026	78.4	559	21.6
Hunterdon	253	64	25.3	189	74.7	198	78.3	55	21.7
Mercer	1,748	383	21.9	1,365	78.1	1,317	75.3	431	24.7
Middlesex	2,551	595	23.3	1,956	76.7	1,909	74.8	642	25.2
Monmouth	1,715	369	21.5	1,346	78.5	1,310	76.4	405	23.6
Morris	983	219	22.3	764	77.7	766	77.9	217	22.1
Ocean	2,035	495	24.3	1,540	75.7	1,558	76.6	477	23.4
Passaic	2,086	439	21.0	1,647	79.0	1,589	76.2	497	23.8
Salem	503	113	22.5	390	77.5	378	75.1	125	24.9
Somerset	807	190	23.5	617	76.5	609	75.5	198	24.5
Sussex	496	127	25.6	369	74.4	368	74.2	128	25.8
Union	1,835	409	22.3	1,426	77.7	1,403	76.5	432	23.5
Warren	501	115	23.0	386	77.0	366	73.1	135	26.9
Total	35,166	8,149	23.2	27,017	76.8	26,396	75.1	8,770	24.9

Note: The percentage in the male and female columns reflect the percentage of plaintiffs and/or defendants of that gender within that county.

Source: Family division domestic violence complaints.

**Race of Plaintiffs and Defendants for New Complaints Filed (Based on Case Filing Date)
For the Period Between January 1, 2021 and December 31, 2021**

Statewide

Race	Plaintiff		Plaintiff		Defendant		Defendant	
	Male	%	Female	%	Male	%	Female	%
Amr Ind/Alaskan Native	14	23.0	47	77.0	27	55.1	22	44.9
Asian	194	23.2	643	76.8	529	73.8	188	26.2
Black/Afr	2,519	24.1	7,921	75.9	9,046	75.9	2,877	24.1
Haw/Pacific Islander	0	.0	1	100.0	3	100.0	0	.0
Hispanic	1,553	18.3	6,930	81.7	6,182	78.2	1,720	21.8
Other	134	24.0	424	76.0	454	77.5	132	22.5
Unknown	349	24.7	1,064	75.3	1,076	73.7	384	26.3
White	3,386	25.3	9,987	74.7	9,079	72.5	3,447	27.5
TOTAL	8,149	23.2	27,017	76.8	26,396	75.1	8,770	24.9

Source: Family division domestic violence complaints.

**Race of Plaintiffs and Defendants for New Complaints Filed (Based on Case Filing Date)
For the Period Between January 1, 2021 and December 31, 2021**

By County

County	Race	Plaintiff		Plaintiff		Defendant		Defendant	
		Male	%	Female	%	Male	%	Female	%
County: Atlantic									
Complaints Filed: 1,679									
Atlantic	Amr Ind/Alaskan Native	0	.0	5	100.0	0	.0	0	.0
	Asian	6	16.2	31	83.8	20	60.6	13	39.4
	Black/Afr	101	20.7	387	79.3	455	77.8	130	22.2
	Hispanic	39	14.7	227	85.3	205	83.3	41	16.7
	Other	3	11.5	23	88.5	13	65.0	7	35.0
	Unknown	20	35.1	37	64.9	56	87.5	8	12.5
	White	217	27.1	583	72.9	506	69.2	225	30.8
County: Bergen									
Complaints Filed: 2,450									
Bergen	Amr Ind/Alaskan Native	1	20.0	4	80.0	0	.0	1	100.0
	Asian	34	22.2	119	77.8	106	73.1	39	26.9
	Black/Afr	106	27.1	285	72.9	396	79.7	101	20.3
	Hispanic	154	20.2	609	79.8	552	76.7	168	23.3
	Other	18	34.0	35	66.0	59	83.1	12	16.9
	Unknown	34	24.3	106	75.7	82	72.6	31	27.4
	White	290	30.7	655	69.3	651	72.1	252	27.9
County: Burlington									
Complaints Filed: 2,302									
Burlington	Amr Ind/Alaskan Native	3	30.0	7	70.0	3	60.0	2	40.0
	Asian	9	30.0	21	70.0	19	79.2	5	20.8
	Black/Afr	231	26.3	649	73.8	701	72.9	260	27.1
	Haw/Pacific Islander	0	.0	1	100.0	1	100.0	0	.0
	Hispanic	39	20.6	150	79.4	123	69.1	55	30.9
	Other	4	13.8	25	86.2	23	79.3	6	20.7
	Unknown	18	25.4	53	74.6	53	74.6	18	25.4
	White	287	26.3	805	73.7	710	68.7	323	31.3
County: Camden									
Complaints Filed: 3,784									
Camden	Amr Ind/Alaskan Native	0	.0	2	100.0	2	100.0	0	.0
	Asian	10	21.7	36	78.3	22	66.7	11	33.3
	Black/Afr	368	24.4	1,138	75.6	1,277	75.2	422	24.8
	Hispanic	154	22.7	524	77.3	411	73.7	147	26.3
	Other	9	21.4	33	78.6	40	70.2	17	29.8
	Unknown	33	25.0	99	75.0	76	69.7	33	30.3
	White	360	26.1	1,018	73.9	920	69.4	406	30.6
County: Cape May									
Complaints Filed: 532									
Cape May	Amr Ind/Alaskan Native	0	.0	3	100.0	1	50.0	1	50.0
	Asian	0	.0	3	100.0	2	100.0	0	.0
	Black/Afr	13	24.1	41	75.9	70	86.4	11	13.6
	Hispanic	10	19.2	42	80.8	48	81.4	11	18.6
	Other	0	.0	2	100.0	3	100.0	0	.0
	Unknown	4	22.2	14	77.8	9	90.0	1	10.0
	White	102	25.5	298	74.5	278	74.1	97	25.9

Race of Plaintiffs and Defendants for New Complaints Filed (Based on Case Filing Date)
For the Period Between January 1, 2021 and December 31, 2021

By County

County	Race	Plaintiff		Plaintiff		Defendant		Defendant	
		Male	%	Female	%	Male	%	Female	%
County: Cumberland									
Complaints Filed:		1,371							
Cumberland	Amr Ind/Alaskan Native	1	100.0	0	.0	0	.0	0	.0
	Asian	0	.0	2	100.0	1	100.0	0	.0
	Black/Afr	118	26.6	325	73.4	393	75.3	129	24.7
	Hispanic	82	19.6	336	80.4	314	79.9	79	20.1
	Other	0	.0	3	100.0	8	100.0	0	.0
	Unknown	7	21.2	26	78.8	25	75.8	8	24.2
	White	111	23.6	360	76.4	299	72.2	115	27.8
County: Essex									
Complaints Filed:		3,393							
Essex	Amr Ind/Alaskan Native	0	.0	1	100.0	1	33.3	2	66.7
	Asian	6	16.7	30	83.3	13	59.1	9	40.9
	Black/Afr	458	22.6	1,566	77.4	1,549	73.6	555	26.4
	Hispanic	129	17.9	590	82.1	559	79.4	145	20.6
	Other	11	15.7	59	84.3	43	68.3	20	31.7
	Unknown	48	25.0	144	75.0	117	70.5	49	29.5
	White	97	27.6	254	72.4	253	76.4	78	23.6
County: Gloucester									
Complaints Filed:		1,557							
Gloucester	Amr Ind/Alaskan Native	0	.0	0	.0	1	50.0	1	50.0
	Asian	2	20.0	8	80.0	5	83.3	1	16.7
	Black/Afr	98	25.8	282	74.2	345	77.5	100	22.5
	Hispanic	25	23.6	81	76.4	88	69.3	39	30.7
	Other	5	35.7	9	64.3	10	90.9	1	9.1
	Unknown	7	22.6	24	77.4	37	72.5	14	27.5
	White	234	23.0	782	77.0	645	70.5	270	29.5
County: Hudson									
Complaints Filed:		2,585							
Hudson	Amr Ind/Alaskan Native	2	28.6	5	71.4	5	62.5	3	37.5
	Asian	28	25.2	83	74.8	63	75.0	21	25.0
	Black/Afr	156	23.0	522	77.0	616	78.3	171	21.7
	Hispanic	199	16.2	1,031	83.8	872	79.2	229	20.8
	Other	21	29.2	51	70.8	57	90.5	6	9.5
	Unknown	16	20.8	61	79.2	58	77.3	17	22.7
	White	93	22.7	317	77.3	355	76.0	112	24.0
County: Hunterdon									
Complaints Filed:		253							
Hunterdon	Amr Ind/Alaskan Native	0	.0	1	100.0	2	100.0	0	.0
	Asian	0	.0	3	100.0	1	100.0	0	.0
	Black/Afr	1	33.3	2	66.7	8	80.0	2	20.0
	Hispanic	7	24.1	22	75.9	24	70.6	10	29.4
	Other	2	33.3	4	66.7	8	88.9	1	11.1
	Unknown	2	18.2	9	81.8	3	50.0	3	50.0
	White	52	26.0	148	74.0	152	79.6	39	20.4
County: Mercer									
Complaints Filed:		1,748							
Mercer	Amr Ind/Alaskan Native	1	50.0	1	50.0	2	66.7	1	33.3
	Asian	9	27.3	24	72.7	18	62.1	11	37.9
	Black/Afr	194	23.9	617	76.1	663	74.3	229	25.7
	Hispanic	77	18.2	345	81.8	300	80.6	72	19.4
	Other	4	18.2	18	81.8	20	76.9	6	23.1
	Unknown	9	12.9	61	87.1	46	70.8	19	29.2
	White	89	22.9	299	77.1	268	74.2	93	25.8
County: Middlesex									
Complaints Filed:		2,551							
Middlesex	Amr Ind/Alaskan Native	0	.0	2	100.0	1	33.3	2	66.7
	Asian	47	23.6	152	76.4	143	79.9	36	20.1
	Black/Afr	165	26.4	460	73.6	542	77.1	161	22.9
	Hispanic	154	19.8	622	80.2	572	76.0	181	24.0
	Other	9	21.4	33	78.6	37	74.0	13	26.0
	Unknown	19	35.8	34	64.2	41	64.1	23	35.9
	White	201	23.5	653	76.5	573	71.7	226	28.3

Race of Plaintiffs and Defendants for New Complaints Filed (Based on Case Filing Date)
For the Period Between January 1, 2021 and December 31, 2021

By County

County	Race	Plaintiff		Plaintiff		Defendant		Defendant	
		Male	%	Female	%	Male	%	Female	%
County: Monmouth									
Complaints Filed: 1,715									
Monmouth	Amr Ind/Alaskan Native	2	25.0	6	75.0	4	80.0	1	20.0
	Asian	4	16.0	21	84.0	22	75.9	7	24.1
	Black/Afr	70	23.3	231	76.7	301	81.6	68	18.4
	Hispanic	38	14.9	217	85.1	206	82.7	43	17.3
	Other	9	27.3	24	72.7	18	60.0	12	40.0
	Unknown	12	32.4	24	67.6	44	81.5	10	18.5
	White	234	22.2	822	77.8	715	73.0	264	27.0
County: Morris									
Complaints Filed: 983									
Morris	Amr Ind/Alaskan Native	1	50.0	1	50.0	1	100.0	0	.0
	Asian	6	20.7	23	79.3	26	76.5	8	23.5
	Black/Afr	12	13.8	75	86.2	101	82.8	21	17.2
	Hispanic	37	16.2	192	83.8	178	82.8	37	17.2
	Other	8	25.8	23	74.2	24	72.7	9	27.3
	Unknown	20	20.6	77	79.4	79	74.5	27	25.5
	White	135	26.6	373	73.4	357	75.6	115	24.4
County: Ocean									
Complaints Filed: 2,035									
Ocean	Amr Ind/Alaskan Native	0	.0	2	100.0	1	100.0	0	.0
	Asian	2	25.0	6	75.0	3	75.0	1	25.0
	Black/Afr	40	21.2	149	78.8	229	82.7	48	17.3
	Hispanic	50	18.7	218	81.3	221	82.5	47	17.5
	Other	6	25.0	18	75.0	15	65.2	8	34.8
	Unknown	40	24.7	122	75.3	157	77.7	45	22.3
	White	357	25.8	1,025	74.2	932	74.0	328	26.0
County: Passaic									
Complaints Filed: 2,086									
Passaic	Amr Ind/Alaskan Native	2	50.0	2	50.0	1	25.0	3	75.0
	Asian	10	37.0	17	63.0	21	87.5	3	12.5
	Black/Afr	99	22.2	346	77.8	413	77.1	123	22.9
	Haw/Pacific Islander	0	.0	0	.0	2	100.0	0	.0
	Hispanic	189	17.7	878	82.3	748	76.2	234	23.8
	Other	16	43.2	21	56.8	39	90.7	4	9.3
	Unknown	16	29.6	38	70.4	38	65.5	20	34.5
	White	107	23.7	345	76.3	327	74.8	110	25.2
County: Salem									
Complaints Filed: 503									
Salem	Amr Ind/Alaskan Native	0	.0	1	100.0	0	.0	1	100.0
	Asian	0	.0	0	.0	0	.0	3	100.0
	Black/Afr	34	19.9	137	80.1	156	73.6	56	26.4
	Hispanic	7	18.4	31	81.6	29	72.5	11	27.5
	Other	4	50.0	4	50.0	4	100.0	0	.0
	Unknown	2	10.5	17	89.5	9	69.2	4	30.8
	White	66	24.8	200	75.2	180	78.3	50	21.7
County: Somerset									
Complaints Filed: 807									
Somerset	Amr Ind/Alaskan Native	0	.0	1	100.0	1	50.0	1	50.0
	Asian	16	31.4	35	68.6	27	67.5	13	32.5
	Black/Afr	39	22.2	137	77.8	157	77.3	46	22.7
	Hispanic	32	16.2	165	83.8	144	80.4	35	19.6
	Other	2	15.4	11	84.6	9	75.0	3	25.0
	Unknown	12	28.6	30	71.4	43	78.2	12	21.8
	White	89	27.2	238	72.8	228	72.2	88	27.8

Race of Plaintiffs and Defendants for New Complaints Filed (Based on Case Filing Date)
For the Period Between January 1, 2021 and December 31, 2021

By County

County	Race	Plaintiff		Plaintiff		Defendant		Defendant	
		Male	%	Female	%	Male	%	Female	%
County: Sussex									
Complaints Filed:		496							
Sussex	Amr Ind/Alaskan Native	1	100.0	0	.0	1	100.0	0	.0
	Asian	0	.0	2	100.0	2	100.0	0	.0
	Black/Afr	3	13.0	20	87.0	24	85.7	4	14.3
	Hispanic	12	21.1	45	78.9	56	77.8	16	22.2
	Other	1	50.0	1	50.0	0	.0	0	.0
	Unknown	2	15.4	11	84.6	18	75.0	6	25.0
	White	108	27.1	290	72.9	267	72.4	102	27.6
County: Union									
Complaints Filed:		1,835							
Union	Amr Ind/Alaskan Native	0	.0	2	100.0	0	.0	0	.0
	Asian	3	10.0	27	90.0	13	76.5	4	23.5
	Black/Afr	191	27.9	494	72.1	562	72.8	210	27.2
	Hispanic	113	16.6	569	83.4	488	81.3	112	18.7
	Other	1	4.3	22	95.7	21	80.8	5	19.2
	Unknown	22	28.2	56	71.8	58	66.7	29	33.3
	White	79	23.6	256	76.4	261	78.4	72	21.6
County: Warren									
Complaints Filed:		501							
Warren	Amr Ind/Alaskan Native	0	.0	1	100.0	0	.0	3	100.0
	Asian	2	100.0	0	.0	2	40.0	3	60.0
	Black/Afr	22	27.5	58	72.5	88	74.6	30	25.4
	Hispanic	6	14.3	36	85.7	44	84.6	8	15.4
	Other	1	16.7	5	83.3	3	60.0	2	40.0
	Unknown	6	23.1	20	76.9	27	79.4	7	20.6
	White	78	22.7	266	77.3	202	71.1	82	28.9
TOTAL		8,149	23.2	27,017	76.8	26,396	75.1	8,770	24.9

Source: Family division domestic violence complaints.

**Living Arrangements of Plaintiffs and Defendants for New Complaints Filed (Based on Case Filing Date)
For the Period Between January 1, 2021 and December 31, 2021**

County	New Complaints Filed	Living Together		Previously Lived Together		Never Lived Together	
			%		%		%
Atlantic	1,679	800	47.6	650	38.7	229	13.6
Bergen	2,450	1,081	44.1	982	40.1	387	15.8
Burlington	2,302	1,009	43.8	989	43.0	304	13.2
Camden	3,784	1,582	41.8	1,623	42.9	579	15.3
Cape May	532	223	41.9	250	47.0	59	11.1
Cumberland	1,371	575	41.9	638	46.5	158	11.5
Essex	3,393	1,171	34.5	1,512	44.6	710	20.9
Gloucester	1,557	732	47.0	597	38.3	228	14.6
Hudson	2,585	1,033	40.0	1,103	42.7	449	17.4
Hunterdon	253	112	44.3	111	43.9	30	11.9
Mercer	1,748	651	37.2	773	44.2	324	18.5
Middlesex	2,551	1,151	45.1	972	38.1	428	16.8
Monmouth	1,715	799	46.6	626	36.5	290	16.9
Morris	983	442	45.0	391	39.8	150	15.3
Ocean	2,035	1,054	51.8	762	37.4	219	10.8
Passaic	2,086	808	38.7	926	44.4	352	16.9
Salem	503	241	47.9	201	40.0	61	12.1
Somerset	807	370	45.8	292	36.2	145	18.0
Sussex	496	226	45.6	194	39.1	76	15.3
Union	1,835	761	41.5	771	42.0	303	16.5
Warren	501	224	44.7	210	41.9	67	13.4
Total	35,166	15,045	42.8	14,573	41.4	5,548	15.8

Note: The percentage columns reflect the percentage of domestic violence cases in which the plaintiffs and defendants had a particular living arrangement at the time the complaints were filed.

Source: Family Division domestic violence complaints.

Domestic Violence Annual Report
Relationships Between Plaintiffs and Defendants for New Complaints Filed (Based on Case Filing Date)
For the Period Between January 1, 2021 and December 31, 2021

County	New Complaints Filed	(a) Spouse With Child(ren)		(b) Spouse Without Child(ren)		(c) Former Spouse With Child(ren)		(d) Former Spouse Without Child(ren)		(e) Never Married With Child(ren)		(f) Never Married Expectant Parents		(g) Present Household Member		(h) Former Household Member		(i) Dating Relationship		(j) Not Related Without Child(ren)	
		Count	%	Count	%	Count	%	Count	%	Count	%	Count	%	Count	%	Count	%	Count	%	Count	%
Atlantic	1,679	152	9.1	122	7.3	24	1.4	14	.8	354	21.1	12	.7	306	18.2	150	8.9	479	28.5	66	3.9
Bergen	2,450	348	14.2	240	9.8	79	3.2	21	.9	463	18.9	15	.6	367	15.0	205	8.4	630	25.7	82	3.3
Burlington	2,302	235	10.2	184	8.0	62	2.7	20	.9	403	17.5	14	.6	446	19.4	289	12.6	561	24.4	88	3.8
Camden	3,784	248	6.6	204	5.4	56	1.5	20	.5	676	17.9	39	1.0	716	18.9	443	11.7	1,255	33.2	127	3.4
Cape May	532	57	10.7	42	7.9	6	1.1	3	.6	59	11.1	5	.9	82	15.4	60	11.3	197	37.0	21	3.9
Cumberland	1,371	99	7.2	100	7.3	15	1.1	5	.4	261	19.0	9	.7	235	17.1	168	12.3	431	31.4	48	3.5
Essex	3,393	291	8.6	212	6.2	43	1.3	23	.7	838	24.7	38	1.1	425	12.5	338	10.0	1,077	31.7	108	3.2
Gloucester	1,557	141	9.1	119	7.6	27	1.7	12	.8	286	18.4	12	.8	316	20.3	154	9.9	448	28.8	42	2.7
Hudson	2,585	250	9.7	195	7.5	34	1.3	18	.7	514	19.9	20	.8	398	15.4	285	11.0	776	30.0	95	3.7
Hunterdon	253	40	15.8	40	15.8	14	5.5	4	1.6	30	11.9	0	0.0	35	13.8	28	11.1	52	20.6	10	4.0
Mercer	1,748	131	7.5	114	6.5	19	1.1	14	.8	365	20.9	10	.6	285	16.3	203	11.6	539	30.8	68	3.9
Middlesex	2,551	311	12.2	249	9.8	49	1.9	19	.7	466	18.3	18	.7	441	17.3	242	9.5	677	26.5	79	3.1
Monmouth	1,715	203	11.8	163	9.5	30	1.7	12	.7	291	17.0	9	.5	250	14.6	142	8.3	521	30.4	94	5.5
Morris	983	141	14.3	93	9.5	25	2.5	10	1.0	149	15.2	6	.6	165	16.8	91	9.3	272	27.7	31	3.2
Ocean	2,035	206	10.1	167	8.2	50	2.5	24	1.2	351	17.2	9	.4	395	19.4	213	10.5	547	26.9	73	3.6
Passaic	2,086	199	9.5	142	6.8	28	1.3	11	.5	396	19.0	16	.8	340	16.3	316	15.1	554	26.6	84	4.0
Salem	503	27	5.4	35	7.0	3	.6	7	1.4	104	20.7	5	1.0	88	17.5	63	12.5	158	31.4	13	2.6
Somerset	807	89	11.0	76	9.4	19	2.4	15	1.9	144	17.8	6	.7	137	17.0	70	8.7	219	27.1	32	4.0
Sussex	496	79	15.9	52	10.5	13	2.6	6	1.2	65	13.1	4	.8	73	14.7	43	8.7	141	28.4	20	4.0
Union	1,835	210	11.4	135	7.4	35	1.9	12	.7	396	21.6	13	.7	279	15.2	199	10.8	497	27.1	59	3.2
Warren	501	52	10.4	32	6.4	9	1.8	2	.4	97	19.4	1	.2	78	15.6	67	13.4	156	31.1	7	1.4
Total	35,166	3,509	10.0	2,716	7.7	640	1.8	272	.8	6,708	19.1	261	.7	5,857	16.7	3,769	10.7	10,187	29.0	1,247	3.5

Note: The percentage columns reflect the percentage of domestic violence cases in which the plaintiffs and defendants had a particular relationship at the time the complaints were filed.

Source: Family division domestic violence complaints.

Section Two

Family Cases - Results and Dispositions

Statewide Figures

DOMESTIC VIOLENCE DISPOSITION STATISTICS (during Calendar Year 2021)

Case Results

Decisions Based on Initiating Complaint

TROs eligible for FRO hearing	30,657
-------------------------------	--------

Types of Dispositions

Complaint Withdrawn By Plaintiff	13,987
----------------------------------	--------

Plaintiff Failed to Appear / Complaint Dismissed	5,310
--	-------

Plaintiff Denied FRO	3,982
----------------------	-------

TROs Extended / Defendant Not Served	6,278
--------------------------------------	-------

FROs Entered	4,253
--------------	-------

33,810

Section Two

Family Cases - Results and Dispositions

County Figures

Domestic Violence Dispositions Detail (Based on Case Status Date) DISPOSITIONS for the Period Between January 1, 2021 and December 31, 2021

County	Complaint Withdrawn By Plaintiff		Plaintiff Failed to Appear/ Dismissed		Plaintiff Denied FRO		TRO Extended/ Defendant Not Served		FROs Entered	
		%		%		%		%		%
Atlantic	761	47.2	177	11.0	192	11.9	202	12.5	281	17.4
Bergen	1,261	53.8	171	7.3	254	10.8	342	14.6	318	13.6
Burlington	861	43.1	260	13.0	376	18.8	203	10.2	298	14.9
Camden	1,004	28.3	1,191	33.6	356	10.0	540	15.2	457	12.9
Cape May	209	38.3	74	13.6	85	15.6	66	12.1	112	20.5
Cumberland	440	31.0	263	18.5	220	15.5	298	21.0	198	14.0
Essex	1,273	35.5	594	16.6	316	8.8	1,139	31.8	264	7.4
Gloucester	562	39.0	235	16.3	288	20.0	159	11.0	198	13.7
Hudson	903	36.7	636	25.8	158	6.4	619	25.2	145	5.9
Hunterdon	98	44.7	7	3.2	57	26.0	18	8.2	39	17.8
Mercer	759	39.5	286	14.9	94	4.9	597	31.1	186	9.7
Middlesex	1,228	51.0	117	4.9	304	12.6	416	17.3	344	14.3
Monmouth	751	47.7	187	11.9	212	13.5	215	13.6	211	13.4
Morris	484	57.7	26	3.1	101	12.0	79	9.4	149	17.8
Ocean	869	44.7	256	13.2	192	9.9	287	14.8	341	17.5
Passaic	836	40.2	296	14.2	239	11.5	517	24.9	191	9.2
Salem	188	37.9	127	25.6	58	11.7	62	12.5	61	12.3
Somerset	345	51.7	37	5.5	88	13.2	66	9.9	131	19.6
Sussex	243	57.2	23	5.4	67	15.8	16	3.8	76	17.9
Union	711	38.6	302	16.4	263	14.3	385	20.9	180	9.8
Warren	201	46.4	45	10.4	62	14.3	52	12.0	73	16.9
TOTAL	13,987	41.4	5,310	15.7	3,982	11.8	6,278	18.6	4,253	12.6

Note: The numbers in the total disposed column reflect all those cases that were dismissed, had the TRO extended or had the FRO granted.

Source: Family division domestic violence complaints.

Section Three

Reliefs Contained on Final Restraining Orders (FROs) Statewide Figures

Reliefs Contained on Final Restraining Orders

		Times Relief Sought	% of Total Cases	Times Relief Granted	% of Times Sought
Prohibition Against Future Acts of Domestic Violence	[Part I (A)]	4,232	99.1 %	4,232	100.0 %
Prohibition Against Any Contact or Communication With PLA	[Part I (B)]	4,232	99.1 %	3,878	91.6 %
Prohibition Against Any Contact or Communication With Others	[Part I (C)]	1,681	39.4 %	1,365	81.2 %
Prohibition Against Harassing Communications To Plaintiff	[Part I (D)]	4,232	99.1 %	4,225	99.8 %
Prohibition Against Harassing Communications To Others	[Part I (E)]	1,563	36.6 %	1,274	81.5 %
Exclusive Possession of Residence to PLA or Alternate Housing	[Part I (F)]	1,246	29.2 %	1,076	86.4 %
Emergent Monetary Relief [Plaintiff]	[Part I (G)]	48	1.1 %	13	27.1 %
Emergent Monetary Relief [Dependent(s)]	[Part I (H)]	19	.4 %	3	15.8 %
Child Custody	[Part I (I)]	1,309	30.7 %	1,032	78.8 %
Law Enforcement Accompaniment of DEF to Scene or Residence	[Part I (J)]	1,300	30.4 %	799	61.5 %
Law Enforcement Accompaniment of PLA to Scene or Residence	[Part I (K)]	402	9.4 %	136	33.8 %
Other Appropriate Relief [Plaintiff]	[Part I (M)]	206	4.8 %	112	54.4 %
Other Appropriate Relief [Child(ren)]	[Part I (N)]	53	1.2 %	31	58.5 %
Other Appropriate Relief [Defendant]	[Part I (O)]	737	17.3 %	612	83.0 %
Intake Monitoring of Conditions and/or Restraints	[Part I (P)]	29	.7 %	19	65.5 %
Prohibition Against Weapons Possession [Firearms]	[Part I (Q)]	4,232	99.1 %	4,231	100.0 %
Prohibition Against Weapons Possession [All Others]	[Part I (R)]	0	.0 %	0	.0 %
Seizure of Weapons	[Part I (S)]	[N/A]		373	8.7 %
Prohibition Against Stalking Plaintiff	[Part I (T)]	4,231	99.1 %	4,224	99.8 %

Percentages are based on number of times the RELIEF was Sought and the number of times the RELIEF was Granted in 2021.

The first percentage, next to the number in TIMES RELIEF SOUGHT, represents the number of cases in which that RELIEF was sought as a percentage of all cases in which that RELIEF can be sought.

The second percentage, next to the number in TIMES RELIEF GRANTED, represents the number of cases in which the RELIEF was granted as a percentage of those cases in which that RELIEF was sought. For those RELIEFS that cannot be sought, this figure represents the percentage of all cases.

Reliefs Contained on Final Restraining Orders

		Times Relief Sought	% of Total Cases	Times Relief Granted	% of Times Sought
Prohibition Against Stalking Others	[Part I (U)]	1,542	36.1 %	1,249	81.0 %
Conditions of Parenting Time for Defendant	[Part II (V)]	799	18.7 %	811	101.5 %
Risk Assessment Ordered	[Part II (W)]	224	5.2 %	146	65.2 %
Suspension of Parenting Time for Defendant	[Part II (X)]	1,429	33.5 %	599	41.9 %
Monetary Compensation - Emergent Support [Plaintiff]	[Part II (Y)]	34	.8 %	13	38.2 %
Monetary Compensation - Emergent Support [Dependent(s)]	[Part II (Z)]	25	.6 %	9	36.0 %
Monetary Compensation - Interim Support [Plaintiff]	[Part II (aa)]	[N		3	.1 %
Monetary Compensation - Interim Support [Dependent(s)]	[Part II (bb)]	[N		7	.2 %
Monetary Compensation - Ongoing Support [Plaintiff]	[Part II (cc)]	178	4.2 %	17	9.6 %
Monetary Compensation - Ongoing Support [Dependent(s)]	[Part II (dd)]	538	12.6 %	150	27.9 %
Monetary Compensation - Compensatory [Plaintiff]	[Part II (ee)]	164	3.8 %	50	30.5 %
Monetary Compensation - Punitive Damages [Plaintiff]	[Part II (ff)]	25	.6 %	8	32.0 %
Monetary Compensation - Medical Coverage [Plaintiff]	[Part II (gg)]	78	1.8 %	14	17.9 %
Monetary Compensation - Medical Coverage [Dependent(s)]	[Part II (hh)]	164	3.8 %	36	22.0 %
Monetary Compensation - [Third Party]	[Part II (ii)]	6	.1 %	2	33.3 %
VCCO Fine (Victims of Crime Compensation Office)	[Part II (jj)]	[N/A]		43	1.0 %
Professional Domestic Violence Counseling [Defendant]	[Part II (kk)]	827	19.4 %	609	73.6 %
Rent or Mortgage Payments	[Part II (ll)]	47	1.1 %	12	25.5 %
Temporary Possession of Specified Personal Property to PLA	[Part II (mm)]	220	5.2 %	114	51.8 %
Temporary Possession of Specified Personal Property to DEF	[Part II (nn)]	65	1.5 %	33	50.8 %
Totals Reliefs Sought and Granted		36,117		31,560	87.4 %

Percentages are based on number of times the RELIEF was Sought and the number of times the RELIEF was Granted in 2021.

The first percentage, next to the number in TIMES RELIEF SOUGHT, represents the number of cases in which that RELIEF was sought as a percentage of all cases in which that RELIEF can be sought.

The second percentage, next to the number in TIMES RELIEF GRANTED, represents the number of cases in which the RELIEF was granted as a percentage of those cases in which that RELIEF was sought. For those RELIEFS that cannot be sought, this figure represents the percentage of all cases.

Section Three

Final Restraining Orders (FROs) - Relief Disposition Status

County Figures

Relief Disposition Status - Page 1
For the Period Between January 1, 2021 and December 31, 2021

County	FROs	Prohibition Against Future Acts of Domestic Violence		Prohibition Against Any Contact or Communication With Plaintiff		Prohibition Against Any Contact or Communication With Others		Prohibition Against Harassing Communications To Plaintiff									
		Sought	Part I (A) Granted	Sought	Part I (B) Granted	Sought	Part I (C) Granted	Sought	Part I (D) Granted								
Atlantic	303	301	99.3	301	100.0	301	99.3	292	97.0	78	25.7	74	94.9	301	99.3	301	100.0
Bergen	303	301	99.3	301	100.0	301	99.3	287	95.3	168	55.4	143	85.1	301	99.3	301	100.0
Burlington	292	290	99.3	290	100.0	290	99.3	274	94.5	104	35.6	88	84.6	290	99.3	290	100.0
Camden	474	472	99.6	472	100.0	472	99.6	437	92.6	101	21.3	78	77.2	472	99.6	472	100.0
Cape May	111	110	99.1	110	100.0	110	99.1	109	99.1	44	39.6	41	93.2	110	99.1	110	100.0
Cumberland	198	197	99.5	197	100.0	197	99.5	189	95.9	51	25.8	38	74.5	197	99.5	197	100.0
Essex	267	260	97.4	260	100.0	260	97.4	253	97.3	140	52.4	111	79.3	260	97.4	260	100.0
Gloucester	197	197	100.0	197	100.0	197	100.0	191	97.0	73	37.1	60	82.2	197	100.0	197	100.0
Hudson	121	118	97.5	118	100.0	118	97.5	113	95.8	41	33.9	24	58.5	118	97.5	118	100.0
Hunterdon	43	43	100.0	43	100.0	43	100.0	43	100.0	26	60.5	25	96.2	43	100.0	43	100.0
Mercer	178	177	99.4	177	100.0	177	99.4	167	94.4	84	47.2	71	84.5	177	99.4	175	98.9
Middlesex	314	312	99.4	312	100.0	312	99.4	275	88.1	159	50.6	115	72.3	312	99.4	310	99.4
Monmouth	213	213	100.0	213	100.0	213	100.0	175	82.2	89	41.8	73	82.0	213	100.0	213	100.0
Morris	143	139	97.2	139	100.0	139	97.2	103	74.1	76	53.1	58	76.3	139	97.2	139	100.0
Ocean	395	393	99.5	393	100.0	393	99.5	390	99.2	123	31.1	106	86.2	393	99.5	393	100.0
Passaic	195	192	98.5	192	100.0	192	98.5	164	85.4	104	53.3	87	83.7	192	98.5	191	99.5
Salem	66	65	98.5	65	100.0	65	98.5	61	93.8	18	27.3	13	72.2	65	98.5	65	100.0
Somerset	130	129	99.2	129	100.0	129	99.2	128	99.2	72	55.4	62	86.1	129	99.2	129	100.0
Sussex	74	74	100.0	74	100.0	74	100.0	57	77.0	37	50.0	31	83.8	74	100.0	74	100.0
Union	179	176	98.3	176	100.0	176	98.3	98	55.7	54	30.2	27	50.0	176	98.3	174	98.9
Warren	74	73	98.6	73	100.0	73	98.6	72	98.6	39	52.7	40	102.6	73	98.6	73	100.0
Total	4270	4232	99.1	4232	100.0	4232	99.1	3878	91.6	1681	39.4	1365	81.2	4232	99.1	4225	99.8

Source: Family division domestic violence complaints.

Relief Disposition Status - Page 2
For the Period Between January 1, 2021 and December 31, 2021

County	FROs	Prohibition Against Harassing Communications to Others				Exclusive Possession of Residence to Plaintiff or Alternate Housing				Emergent Monetary Relief [Plaintiff]				Emergent Monetary Relief [Dependent(s)]			
		Part I (E)		Part I (E)		Part I (F)		Part I (F)		Part I (G)		Part I (G)		Part I (H)		Part I (H)	
		Sought	%	Granted	%	Sought	%	Granted	%	Sought	%	Granted	%	Sought	%	Granted	%
Atlantic	303	73	24.1	73	100.0	140	46.2	136	97.1	0	.0	0	.0	0	.0	0	.0
Bergen	303	145	47.9	121	83.4	68	22.4	62	91.2	6	2.0	0	.0	1	.3	0	.0
Burlington	292	94	32.2	82	87.2	76	26.0	65	85.5	3	1.0	0	.0	1	.3	1	100.0
Camden	474	92	19.4	70	76.1	144	30.4	126	87.5	4	.8	4	100.0	1	.2	0	.0
Cape May	111	44	39.6	41	93.2	66	59.5	64	97.0	1	.9	0	.0	0	.0	0	.0
Cumberland	198	49	24.7	40	81.6	29	14.6	24	82.8	0	.0	0	.0	0	.0	0	.0
Essex	267	138	51.7	105	76.1	58	21.7	49	84.5	3	1.1	1	33.3	1	.4	0	.0
Gloucester	197	61	31.0	55	90.2	66	33.5	65	98.5	0	.0	0	.0	0	.0	0	.0
Hudson	121	42	34.7	23	54.8	28	23.1	23	82.1	1	.8	0	.0	2	1.7	1	50.0
Hunterdon	43	25	58.1	25	100.0	17	39.5	17	100.0	1	2.3	0	.0	0	.0	0	.0
Mercer	178	80	44.9	69	86.3	60	33.7	58	96.7	2	1.1	1	50.0	1	.6	0	.0
Middlesex	314	139	44.3	96	69.1	86	27.4	67	77.9	9	2.9	3	33.3	5	1.6	0	.0
Monmouth	213	86	40.4	67	77.9	42	19.7	31	73.8	4	1.9	1	25.0	0	.0	0	.0
Morris	143	68	47.6	51	75.0	32	22.4	21	65.6	3	2.1	0	.0	0	.0	0	.0
Ocean	395	115	29.1	102	88.7	123	31.1	109	88.6	3	.8	0	.0	1	.3	1	100.0
Passaic	195	105	53.8	87	82.9	54	27.7	38	70.4	0	.0	0	.0	1	.5	0	.0
Salem	66	19	28.8	14	73.7	15	22.7	14	93.3	0	.0	0	.0	0	.0	0	.0
Somerset	130	66	50.8	62	93.9	54	41.5	50	92.6	0	.0	0	.0	0	.0	0	.0
Sussex	74	36	48.6	31	86.1	23	31.1	14	60.9	2	2.7	0	.0	2	2.7	0	.0
Union	179	48	26.8	21	43.8	39	21.8	19	48.7	4	2.2	3	75.0	3	1.7	0	.0
Warren	74	38	51.4	39	102.6	26	35.1	24	92.3	2	2.7	0	.0	0	.0	0	.0
Total	4270	1563	36.6	1274	81.5	1246	29.2	1076	86.4	48	1.1	13	27.1	19	.4	3	15.8

Source: Family division domestic violence complaints.

Relief Disposition Status - Page 3
For the Period Between January 1, 2021 and December 31, 2021

County	FROs	Child Custody				Law Enforcement Accompaniment to Scene or Residence [Defendant]				Law Enforcement Accompaniment to Scene or Residence [Plaintiff]			
		Sought	Part I (I) ____%	Granted	____%	Sought	Part I (J) ____%	Granted	____%	Sought	Part I (K) ____%	Granted	____%
Atlantic	303	90	29.7	81	90.0	121	39.9	106	87.6	15	5.0	8	53.3
Bergen	303	73	24.1	53	72.6	100	33.0	54	54.0	13	4.3	2	15.4
Burlington	292	83	28.4	56	67.5	92	31.5	58	63.0	9	3.1	3	33.3
Camden	474	141	29.7	113	80.1	102	21.5	72	70.6	12	2.5	7	58.3
Cape May	111	33	29.7	28	84.8	42	37.8	16	38.1	0	.0	0	.0
Cumberland	198	63	31.8	47	74.6	43	21.7	28	65.1	9	4.5	2	22.2
Essex	267	99	37.1	82	82.8	60	22.5	34	56.7	98	36.7	20	20.4
Gloucester	197	54	27.4	42	77.8	60	30.5	48	80.0	5	2.5	4	80.0
Hudson	121	37	30.6	41	110.8	65	53.7	29	44.6	47	38.8	18	38.3
Hunterdon	43	14	32.6	13	92.9	17	39.5	15	88.2	2	4.7	2	100.0
Mercer	178	55	30.9	49	89.1	51	28.7	38	74.5	8	4.5	2	25.0
Middlesex	314	100	31.8	71	71.0	100	31.8	51	51.0	90	28.7	34	37.8
Monmouth	213	71	33.3	51	71.8	53	24.9	38	71.7	7	3.3	3	42.9
Morris	143	33	23.1	23	69.7	41	28.7	29	70.7	8	5.6	4	50.0
Ocean	395	134	33.9	120	89.6	127	32.2	69	54.3	14	3.5	8	57.1
Passaic	195	58	29.7	47	81.0	68	34.9	30	44.1	31	15.9	10	32.3
Salem	66	23	34.8	8	34.8	11	16.7	8	72.7	9	13.6	1	11.1
Somerset	130	50	38.5	44	88.0	51	39.2	27	52.9	7	5.4	4	57.1
Sussex	74	19	25.7	15	78.9	18	24.3	5	27.8	3	4.1	1	33.3
Union	179	57	31.8	31	54.4	49	27.4	24	49.0	9	5.0	2	22.2
Warren	74	22	29.7	17	77.3	29	39.2	20	69.0	6	8.1	1	16.7
Total	4270	1309	30.7	1032	78.8	1300	30.4	799	61.5	402	9.4	136	33.8

Source: Family division domestic violence complaints.

Relief Disposition Status - Page 4
For the Period Between January 1, 2021 and December 31, 2021

County	FROs	Other Appropriate Relief [Plaintiff]				Other Appropriate Relief [Child(ren)]				Other Appropriate Relief [Defendant]				Intake Monitoring of Conditions and/or Restraints			
		Sought	Part I (M) %	Granted	%	Sought	Part I (N) %	Granted	%	Sought	Part I (O) %	Granted	%	Sought	Part I (P) %	Granted	%
Atlantic	303	7	2.3	5	71.4	0	.0	0	.0	51	16.8	51	100.0	0	.0	0	.0
Bergen	303	10	3.3	3	30.0	1	.3	1	100.0	44	14.5	43	97.7	3	1.0	1	33.3
Burlington	292	8	2.7	5	62.5	4	1.4	3	75.0	66	22.6	64	97.0	1	.3	1	100.0
Camden	474	18	3.8	14	77.8	5	1.1	5	100.0	47	9.9	40	85.1	2	.4	1	50.0
Cape May	111	8	7.2	2	25.0	1	.9	1	100.0	42	37.8	42	100.0	0	.0	0	.0
Cumberland	198	3	1.5	3	100.0	0	.0	0	.0	39	19.7	39	100.0	0	.0	0	.0
Essex	267	39	14.6	22	56.4	7	2.6	5	71.4	99	37.1	41	41.4	0	.0	0	.0
Gloucester	197	4	2.0	2	50.0	0	.0	0	.0	102	51.8	102	100.0	0	.0	0	.0
Hudson	121	6	5.0	2	33.3	10	8.3	4	40.0	11	9.1	6	54.5	0	.0	0	.0
Hunterdon	43	0	.0	0	.0	0	.0	0	.0	14	32.6	9	64.3	0	.0	0	.0
Mercer	178	15	8.4	8	53.3	1	.6	0	.0	12	6.7	5	41.7	6	3.4	3	50.0
Middlesex	314	24	7.6	12	50.0	3	1.0	2	66.7	84	26.8	58	69.0	13	4.1	12	92.3
Monmouth	213	7	3.3	5	71.4	0	.0	0	.0	18	8.5	17	94.4	0	.0	0	.0
Morris	143	2	1.4	0	.0	1	.7	0	.0	14	9.8	14	100.0	1	.7	0	.0
Ocean	395	8	2.0	5	62.5	6	1.5	5	83.3	41	10.4	41	100.0	0	.0	0	.0
Passaic	195	10	5.1	5	50.0	3	1.5	1	33.3	7	3.6	6	85.7	0	.0	0	.0
Salem	66	0	.0	0	.0	1	1.5	1	100.0	6	9.1	6	100.0	0	.0	0	.0
Somerset	130	0	.0	1	.0	0	.0	0	.0	7	5.4	7	100.0	0	.0	0	.0
Sussex	74	3	4.1	2	66.7	1	1.4	1	100.0	3	4.1	3	100.0	0	.0	0	.0
Union	179	32	17.9	15	46.9	9	5.0	2	22.2	23	12.8	14	60.9	1	.6	1	100.0
Warren	74	2	2.7	1	50.0	0	.0	0	.0	7	9.5	4	57.1	2	2.7	0	.0
Total	4270	206	4.8	112	54.4	53	1.2	31	58.5	737	17.3	612	83.0	29	.7	19	65.5

Source: Family Division domestic violence complaints.

Relief Disposition Status - Page 5
For the Period Between January 1, 2021 and December 31, 2021

County	FROs	Prohibition Against Weapons Possession [Firearm(s)]				Prohibition Against Weapons Possession [All Others]				Seizure of Weapons				Prohibition Against Stalking Plaintiff	
		Sought	Part I (Q) __%	Granted	__%	Sought	Part I (R) __%	Granted	__%	Granted	Part I (S) __%	Sought	__%	Granted	Part I (T) __%
Atlantic	303	301	99.3	301	100.0	0	.0	0	.0	29	9.6	301	99.3	301	100.0
Bergen	303	301	99.3	301	100.0	0	.0	0	.0	20	6.6	301	99.3	301	100.0
Burlington	292	290	99.3	290	100.0	0	.0	0	.0	37	12.7	290	99.3	290	100.0
Camden	474	472	99.6	472	100.0	0	.0	0	.0	46	9.7	472	99.6	472	100.0
Cape May	111	110	99.1	110	100.0	0	.0	0	.0	19	17.1	110	99.1	110	100.0
Cumberland	198	197	99.5	197	100.0	0	.0	0	.0	14	7.1	196	99.0	196	100.0
Essex	267	260	97.4	260	100.0	0	.0	0	.0	32	12.0	260	97.4	260	100.0
Gloucester	197	197	100.0	197	100.0	0	.0	0	.0	14	7.1	197	100.0	197	100.0
Hudson	121	118	97.5	118	100.0	0	.0	0	.0	6	5.0	118	97.5	118	100.0
Hunterdon	43	43	100.0	43	100.0	0	.0	0	.0	0	.0	43	100.0	43	100.0
Mercer	178	177	99.4	177	100.0	0	.0	0	.0	10	5.6	177	99.4	176	99.4
Middlesex	314	312	99.4	312	100.0	0	.0	0	.0	21	6.7	312	99.4	310	99.4
Monmouth	213	213	100.0	213	100.0	0	.0	0	.0	13	6.1	213	100.0	213	100.0
Morris	143	139	97.2	139	100.0	0	.0	0	.0	15	10.5	139	97.2	139	100.0
Ocean	395	393	99.5	392	99.7	0	.0	0	.0	29	7.3	393	99.5	393	100.0
Passaic	195	192	98.5	192	100.0	0	.0	0	.0	17	8.7	192	98.5	190	99.0
Salem	66	65	98.5	65	100.0	0	.0	0	.0	6	9.1	65	98.5	65	100.0
Somerset	130	129	99.2	129	100.0	0	.0	0	.0	3	2.3	129	99.2	129	100.0
Sussex	74	74	100.0	74	100.0	0	.0	0	.0	10	13.5	74	100.0	74	100.0
Union	179	176	98.3	176	100.0	0	.0	0	.0	19	10.6	176	98.3	174	98.9
Warren	74	73	98.6	73	100.0	0	.0	0	.0	13	17.6	73	98.6	73	100.0
Total	4270	4232	99.1	4231	100.0	0	.0	0	.0	373	8.7	4231	99.1	4224	99.8

Note: Some reliefs cannot be sought. They can only be granted by the court.

Source: Family division domestic violence complaints.

Relief Disposition Status - Page

6

For the Period Between January 1, 2021 and December 31, 2021

County	FROs	Prohibition Against Stalking Others		Conditions of Parenting Time for Defendant				Risk Assessment Ordered				Suspension of Parenting Time for Defendant					
		Sought	Part I (U) Granted %	Sought	Part II (V) Granted %	Sought	Part II (W) Granted %	Sought	Part II (X) Granted %								
Atlantic	303	69	22.8	66	95.7	53	17.5	53	100.0	1	.3	1	100.0	97	32.0	50	51.5
Bergen	303	147	48.5	115	78.2	42	13.9	53	126.2	33	10.9	1	3.0	91	30.0	32	35.2
Burlington	292	91	31.2	80	87.9	55	18.8	52	94.5	14	4.8	5	35.7	110	37.7	41	37.3
Camden	474	92	19.4	69	75.0	124	26.2	123	99.2	4	.8	2	50.0	136	28.7	42	30.9
Cape May	111	44	39.6	41	93.2	16	14.4	13	81.3	9	8.1	9	100.0	29	26.1	18	62.1
Cumberland	198	47	23.7	38	80.9	41	20.7	43	104.9	0	.0	0	.0	61	30.8	22	36.1
Essex	267	138	51.7	104	75.4	51	19.1	56	109.8	52	19.5	39	75.0	98	36.7	44	44.9
Gloucester	197	60	30.5	54	90.0	33	16.8	32	97.0	0	.0	0	.0	64	32.5	33	51.6
Hudson	121	39	32.2	23	59.0	17	14.0	21	123.5	6	5.0	6	100.0	44	36.4	22	50.0
Hunterdon	43	25	58.1	25	100.0	6	14.0	6	100.0	1	2.3	0	.0	21	48.8	13	61.9
Mercer	178	80	44.9	67	83.8	44	24.7	40	90.9	5	2.8	4	80.0	53	29.8	25	47.2
Middlesex	314	139	44.3	100	71.9	52	16.6	43	82.7	14	4.5	10	71.4	108	34.4	45	41.7
Monmouth	213	83	39.0	65	78.3	48	22.5	49	102.1	0	.0	0	.0	76	35.7	21	27.6
Morris	143	66	46.2	54	81.8	23	16.1	24	104.3	1	.7	1	100.0	43	30.1	7	16.3
Ocean	395	115	29.1	101	87.8	81	20.5	80	98.8	33	8.4	33	100.0	122	30.9	62	50.8
Passaic	195	103	52.8	83	80.6	17	8.7	22	129.4	10	5.1	2	20.0	68	34.9	47	69.1
Salem	66	17	25.8	13	76.5	15	22.7	13	86.7	0	.0	0	.0	29	43.9	6	20.7
Somerset	130	67	51.5	61	91.0	21	16.2	26	123.8	21	16.2	20	95.2	56	43.1	26	46.4
Sussex	74	33	44.6	29	87.9	10	13.5	17	170.0	5	6.8	5	100.0	25	33.8	5	20.0
Union	179	47	26.3	21	44.7	39	21.8	34	87.2	5	2.8	2	40.0	70	39.1	23	32.9
Warren	74	40	54.1	40	100.0	11	14.9	11	100.0	10	13.5	6	60.0	28	37.8	15	53.6
Total	4270	1542	36.1	1249	81.0	799	18.7	811	101.5	224	5.2	146	65.2	1429	33.5	599	41.9

Relief Disposition Status - Page 7
For the Period Between January 1, 2021 and December 31, 2021

County	FROs	Monetary Compensation Emergent Support [Plaintiff]				Monetary Compensation Emergent Support [Dependent(s)]				Monetary Compensation Interim Support [Plaintiff] [Dependent(s)]		Monetary Compensation Ongoing Support [Plaintiff]			
		Part II (Y)		Part II (Z)		Part II-aa	Part II-bb	Part II-cc							
		Sought	%	Granted	%	Sought	%	Granted	%	Granted	Granted	Sought	%	Granted	%
Atlantic	303	2	.7	1	50.0	2	.7	2	100.0	1	0	6	2.0	3	50.0
Bergen	303	7	2.3	0	.0	1	.3	0	.0	0	0	19	6.3	4	21.1
Burlington	292	1	.3	0	.0	0	.0	0	.0	1	1	10	3.4	2	20.0
Camden	474	2	.4	2	100.0	1	.2	0	.0	0	0	9	1.9	1	11.1
Cape May	111	0	.0	0	.0	0	.0	0	.0	0	0	2	1.8	0	.0
Cumberland	198	0	.0	0	.0	1	.5	1	100.0	0	1	4	2.0	0	.0
Essex	267	1	.4	0	.0	3	1.1	0	.0	0	0	9	3.4	0	.0
Gloucester	197	1	.5	1	100.0	1	.5	1	100.0	0	0	5	2.5	1	20.0
Hudson	121	1	.8	0	.0	0	.0	0	.0	0	0	9	7.4	2	22.2
Hunterdon	43	0	.0	0	.0	0	.0	0	.0	0	0	3	7.0	0	.0
Mercer	178	2	1.1	1	50.0	0	.0	0	.0	0	1	6	3.4	0	.0
Middlesex	314	8	2.5	2	25.0	3	1.0	0	.0	0	0	31	9.9	2	6.5
Monmouth	213	1	.5	0	.0	0	.0	0	.0	0	1	9	4.2	1	11.1
Morris	143	1	.7	1	100.0	0	.0	0	.0	1	1	11	7.7	1	9.1
Ocean	395	0	.0	0	.0	1	.3	1	100.0	0	0	14	3.5	0	.0
Passaic	195	0	.0	0	.0	4	2.1	0	.0	0	0	5	2.6	0	.0
Salem	66	1	1.5	1	100.0	0	.0	0	.0	0	0	2	3.0	0	.0
Somerset	130	0	.0	0	.0	2	1.5	0	.0	0	1	6	4.6	0	.0
Sussex	74	0	.0	0	.0	0	.0	0	.0	0	0	5	6.8	0	.0
Union	179	4	2.2	4	100.0	5	2.8	4	80.0	0	1	10	5.6	0	.0
Warren	74	2	2.7	0	.0	1	1.4	0	.0	0	0	3	4.1	0	.0
Total	4270	34	.8	13	38.2	25	.6	9	36.0	3	7	178	4.2	17	9.6

Note: Some reliefs cannot be sought. They can only be granted by the court.

Relief Disposition Status - Page 8
For the Period Between January 1, 2021 and December 31, 2021

County	FROs	Monetary Compensation Ongoing Support [Dependent(s)]				Monetary Compensation Compensatory [Plaintiff]				Monetary Compensation Punitive Damages [Plaintiff]				Monetary Compensation Medical Coverage [Plaintiff]			
		Sought	Part II-dd ___%	Granted	___%	Sought	Part II-ee ___%	Granted	___%	Sought	Part II-ff ___%	Granted	___%	Sought	Part II-gg ___%	Granted	___%
Atlantic	303	7	2.3	1	14.3	0	.0	0	.0	0	.0	0	.0	2	.7	1	50.0
Bergen	303	38	12.5	10	26.3	7	2.3	0	.0	1	.3	0	.0	9	3.0	4	44.4
Burlington	292	28	9.6	8	28.6	14	4.8	12	85.7	0	.0	0	.0	7	2.4	2	28.6
Camden	474	44	9.3	8	18.2	10	2.1	7	70.0	3	.6	2	66.7	8	1.7	2	25.0
Cape May	111	12	10.8	9	75.0	1	.9	1	100.0	1	.9	1	100.0	1	.9	0	.0
Cumberland	198	27	13.6	8	29.6	5	2.5	3	60.0	0	.0	0	.0	1	.5	0	.0
Essex	267	58	21.7	8	13.8	4	1.5	2	50.0	3	1.1	0	.0	4	1.5	1	25.0
Gloucester	197	17	8.6	10	58.8	1	.5	0	.0	1	.5	1	100.0	1	.5	0	.0
Hudson	121	20	16.5	6	30.0	6	5.0	0	.0	1	.8	1	100.0	3	2.5	0	.0
Hunterdon	43	4	9.3	2	50.0	0	.0	0	.0	0	.0	0	.0	1	2.3	0	.0
Mercer	178	25	14.0	4	16.0	10	5.6	6	60.0	2	1.1	0	.0	2	1.1	0	.0
Middlesex	314	68	21.7	9	13.2	25	8.0	3	12.0	1	.3	0	.0	13	4.1	1	7.7
Monmouth	213	36	16.9	20	55.6	2	.9	2	100.0	0	.0	0	.0	6	2.8	0	.0
Morris	143	17	11.9	2	11.8	0	.0	0	.0	0	.0	0	.0	4	2.8	1	25.0
Ocean	395	38	9.6	22	57.9	3	.8	2	66.7	2	.5	2	100.0	6	1.5	1	16.7
Passaic	195	21	10.8	3	14.3	56	28.7	5	8.9	7	3.6	0	.0	2	1.0	0	.0
Salem	66	6	9.1	0	.0	2	3.0	0	.0	1	1.5	1	100.0	0	.0	0	.0
Somerset	130	18	13.8	12	66.7	6	4.6	5	83.3	0	.0	0	.0	0	.0	0	.0
Sussex	74	10	13.5	0	.0	0	.0	0	.0	0	.0	0	.0	2	2.7	0	.0
Union	179	33	18.4	3	9.1	11	6.1	2	18.2	1	.6	0	.0	5	2.8	0	.0
Warren	74	11	14.9	5	45.5	1	1.4	0	.0	1	1.4	0	.0	1	1.4	1	100.0
Total	4270	538	12.6	150	27.9	164	3.8	50	30.5	25	.6	8	32.0	78	1.8	14	17.9

Relief Disposition Status - Page 9
For the Period Between January 1, 2021 and December 31, 2021

County	FROs	Monetary Compensation Medical Coverage [Dependent(s)]				Monetary Compensation [Third Party]				VCCO Fine (Victims of Crime Compensation Office)		Professional Domestic Violence Counseling [Defendant]			
		Sought	Part \$	II-hh Granted	\$	Sought	Part \$	II-ii Granted	\$	Part Granted	II-jj	Sought	Part \$	II-kk Granted	\$
Atlantic	303	1	.3	1	100.0	0	.0	0	.0	0	31	10.2	31	100.0	
Bergen	303	10	3.3	3	30.0	0	.0	0	.0	0	160	52.8	135	84.4	
Burlington	292	10	3.4	3	30.0	1	.3	1	100.0	12	89	30.5	82	92.1	
Camden	474	32	6.8	5	15.6	1	.2	1	100.0	0	16	3.4	14	87.5	
Cape May	111	1	.9	0	.0	0	.0	0	.0	23	14	12.6	14	100.0	
Cumberland	198	12	6.1	6	50.0	0	.0	0	.0	0	30	15.2	30	100.0	
Essex	267	12	4.5	1	8.3	0	.0	0	.0	2	153	57.3	97	63.4	
Gloucester	197	2	1.0	0	.0	0	.0	0	.0	1	12	6.1	12	100.0	
Hudson	121	6	5.0	2	33.3	0	.0	0	.0	0	49	40.5	4	8.2	
Hunterdon	43	1	2.3	0	.0	0	.0	0	.0	0	7	16.3	2	28.6	
Mercer	178	3	1.7	0	.0	0	.0	0	.0	0	6	3.4	4	66.7	
Middlesex	314	26	8.3	5	19.2	1	.3	0	.0	5	55	17.5	27	49.1	
Monmouth	213	8	3.8	1	12.5	0	.0	0	.0	0	61	28.6	61	100.0	
Morris	143	6	4.2	2	33.3	0	.0	0	.0	0	23	16.1	23	100.0	
Ocean	395	8	2.0	3	37.5	0	.0	0	.0	0	23	5.8	23	100.0	
Passaic	195	7	3.6	2	28.6	2	1.0	0	.0	0	9	4.6	8	88.9	
Salem	66	4	6.1	1	25.0	0	.0	0	.0	0	15	22.7	15	100.0	
Somerset	130	2	1.5	0	.0	0	.0	0	.0	0	9	6.9	9	100.0	
Sussex	74	3	4.1	0	.0	0	.0	0	.0	0	4	5.4	4	100.0	
Union	179	10	5.6	1	10.0	0	.0	0	.0	0	57	31.8	10	17.5	
Warren	74	0	.0	0	.0	1	1.4	0	.0	0	4	5.4	4	100.0	
Total	4270	164	3.8	36	22.0	6	.1	2	33.3	43	827	19.4	609	73.6	

Note: Some reliefs cannot be sought. They can only be granted by the court.

Relief Disposition Status - Page 10
For the Period Between January 1, 2021 and December 31, 2021

County	FROs	Rent or Mortgage Payments				Temporary Possession of Specified Personal Property Given to Plaintiff				Temporary Possession of Specified Personal Property Given to Defendant				Total Reliefs		
		Sought	Part II-ll __\$	Granted	__\$	Sought	Part II-llm __\$	Granted	__\$	Sought	Part II-nn __\$	Granted	__\$	Sought	Granted	__\$
Atlantic	303	0	.0	0	.0	11	3.6	5	45.5	0	.0	0	.0	2362	2275	96.3
Bergen	303	8	2.6	1	12.5	19	6.3	8	42.1	25	8.3	6	24.0	2754	2366	85.9
Burlington	292	5	1.7	2	40.0	37	12.7	27	73.0	3	1.0	3	100.0	2466	2231	90.5
Camden	474	1	.2	0	.0	19	4.0	7	36.8	3	.6	3	100.0	3534	3189	90.2
Cape May	111	0	.0	0	.0	3	2.7	2	66.7	0	.0	0	.0	964	934	96.9
Cumberland	198	1	.5	0	.0	6	3.0	5	83.3	1	.5	1	100.0	1507	1369	90.8
Essex	267	1	.4	0	.0	6	2.2	2	33.3	0	.0	0	.0	2635	2151	81.6
Gloucester	197	0	.0	0	.0	10	5.1	7	70.0	5	2.5	6	120.0	1623	1530	94.3
Hudson	121	4	3.3	1	25.0	6	5.0	1	16.7	6	5.0	1	16.7	1097	852	77.7
Hunterdon	43	2	4.7	0	.0	3	7.0	1	33.3	1	2.3	1	100.0	406	371	91.4
Mercer	178	3	1.7	1	33.3	4	2.2	4	100.0	0	.0	0	.0	1505	1343	89.2
Middlesex	314	9	2.9	0	.0	14	4.5	7	50.0	6	1.9	4	66.7	2945	2324	78.9
Monmouth	213	1	.5	0	.0	5	2.3	3	60.0	4	1.9	1	25.0	1782	1551	87.0
Morris	143	0	.0	0	.0	4	2.8	3	75.0	0	.0	0	.0	1173	995	84.8
Ocean	395	5	1.3	5	100.0	15	3.8	5	33.3	1	.3	1	100.0	3127	2897	92.6
Passaic	195	1	.5	0	.0	26	13.3	15	57.7	2	1.0	1	50.0	1741	1445	83.0
Salem	66	0	.0	0	.0	2	3.0	0	.0	0	.0	0	.0	521	442	84.8
Somerset	130	0	.0	0	.0	3	2.3	1	33.3	0	.0	0	.0	1163	1065	91.6
Sussex	74	0	.0	0	.0	4	5.4	3	75.0	0	.0	0	.0	618	529	85.6
Union	179	3	1.7	1	33.3	20	11.2	8	40.0	6	3.4	3	50.0	1534	1093	71.3
Warren	74	3	4.1	1	33.3	3	4.1	0	.0	2	2.7	2	100.0	660	608	92.1
Total	4270	47	1.1	12	25.5	220	5.2	114	51.8	65	1.5	33	50.8	36117	31560	87.4

Section Three

Violations of Restraining Orders - Filings and Dispositions

Statewide Figures

Enforcement of Domestic Violence Temporary Restraining Orders (TROs) or Final Restraining Orders (FROs) can be pursued either through the criminal contempt process, N.J.S.A.2C:29-9b or N.J.S.A.2C:25-30, or the civil enforcement of litigant's rights process under R.1:10-3. Under the criminal statute, violations of any restraints and certain reliefs and conditions of a restraining order require mandatory arrest and criminal prosecution. Violations of other reliefs and conditions are enforceable by the court pursuant to applicable court rules. The Family Division has jurisdiction over disorderly person's domestic violence contempt actions pursuant to N.J.S.A. 2C:29-9b. This includes contempt charges that were initially indictable but have been downgraded by the Prosecutor's Office in the county of venue. The following section reports the data on those cases. It does not cover indictable contempts of the fourth degree and above, which are handled in the Criminal Division.

VIOLATIONS OF RESTRAINING ORDERS FILINGS (during Calendar Year 2021)

Filings	4,859	
Types of Filings		
New DV Contempt Cases	60	1.2 %
Downgrade (Previously Indictable)	1,788	36.8 %
New Indictable Cases	2,137	44.0 %
Transferred From Other Counties	2	.0 %
Motions to Vacate Dismissal	6	.1 %
Reopened to Modify and Review	44	.9 %
Transferred Case Returned	50	1.0 %
Cases Reactivated (Warrant Satisfied)	772	15.9 %

VIOLATIONS OF RESTRAINING ORDERS DISPOSITIONS (during Calendar Year 2021)

Dispositions	4,796	
Types of Dispositions		
Pled Guilty and Sentenced	1,371	28.6 %
Pled NG / Contempt Dismissed / Charges Dismissed	1,743	36.3 %
Pled NG / Contempt Dismissed / Charges Transferred	0	.0 %
Pled NG / Contempt Dismissed / Charges Disposed	27	.6 %
Trial / Found Guilty And Sentenced	33	.7 %
Trial / Found NG / Contempt Charge Dismissed	6	.1 %
Contempt Case Disposed / Charges Transferred	4	.1 %
Cases Transferred To Another County	10	.2 %
Cases Transferred To Another Court	510	10.6 %
Cases Inactivated*	1,092	22.8 %

Note: Cases inactivated due to military service or bench warrant.

Section Three

Violations of Restraining Orders - Filings and Dispositions

County Figures

Domestic Violence Criminal Contempt (FO) Summary - Filings (Based on Case Filing Date) FILINGS for the Period Between January 1, 2021 and December 31, 2021

County	New DV Contempt Cases (01/..)	Downgrades (Previously Indictable) 01/94)	New Indictable Cases (01/95)	Transferred From Other Counties (01/58) (01/97)	Reopened to Vacate Dismissal (06/..)	Reopened to Modify (06/99)	Reopened - Successful Appeal (06/AP)	Returned Transfer (06/08)	Case Reactivated (Warrant Satisfied) (03/99)	Total
Atlantic	1	7	255	0	1	1	0	10	64	339
Bergen	0	112	1	0	0	2	0	0	39	154
Burlington	7	293	2	0	0	6	0	0	52	360
Camden	0	1	1003	0	1	1	0	10	191	1207
Cape May	1	45	11	0	0	1	0	0	8	66
Cumberland	1	206	1	1	1	1	0	0	19	230
Essex	0	102	0	0	0	1	0	0	9	112
Gloucester	0	145	31	0	0	16	0	2	46	240
Hudson	7	120	169	0	0	2	0	4	56	358
Hunterdon	0	17	2	0	0	1	0	0	2	22
Mercer	0	108	9	0	0	2	0	3	37	159
Middlesex	0	1	328	0	0	0	0	0	68	397
Monmouth	1	2	175	0	2	2	0	1	23	206
Morris	0	64	8	0	1	1	0	14	17	105
Ocean	4	320	4	0	0	5	0	6	41	380
Passaic	0	1	101	1	0	0	0	0	18	121
Salem	0	51	2	0	0	0	0	0	41	94
Somerset	34	57	19	0	0	1	0	0	16	127
Sussex	4	12	13	0	0	1	0	0	3	33
Union	0	99	2	0	0	0	0	0	18	119
Warren	0	25	1	0	0	0	0	0	4	30
Total	60	1788	2137	2	6	44	0	50	772	4859

Violations of Restraining Orders (FO) Summary (Based on Case Filing Date)
DISPOSITIONS for the Period Between January 1, 2021 and December 31, 2021

County	Pled Guilty and Sentenced (05/89)	Pled NG Contempt Dismissed Charges (05/54)	Pled NG Contempt Dismissed Charges Transferred (05/90)	Pled NG Contempt Dismissed Charges Disposed (05/91)	Trial Found Guilty And Sentenced (05/92)	Trial Found NG Contempt Charge Dismissed (05/93)	Contempt Case Disposed Charges Transferred (05/OX)	Cases Transferred To Another County (05/60)	Cases Transferred To Another Court (05/59)	Cases Inactivated (02/**)	Total
Atlantic	61	118	0	0	2	0	2	0	72	81	336
Bergen	34	28	0	27	3	0	0	1	10	51	154
Burlington	154	90	0	0	7	4	0	1	1	101	358
Camden	93	650	0	0	1	0	0	0	237	227	1,208
Cape May	33	14	0	0	0	0	1	0	8	10	66
Cumberland	20	170	0	0	0	0	0	0	0	36	226
Essex	62	27	0	0	0	0	0	0	4	19	112
Gloucester	128	21	0	0	4	0	1	0	13	69	236
Hudson	68	199	0	0	0	0	0	0	5	76	348
Hunterdon	9	1	0	0	1	0	0	1	5	4	21
Mercer	25	29	0	0	1	0	0	0	30	59	144
Middlesex	146	134	0	0	0	0	0	3	15	98	396
Monmouth	125	36	0	0	0	0	0	0	9	36	206
Morris	19	16	0	0	1	0	0	0	34	32	102
Ocean	226	78	0	0	6	0	0	1	20	47	378
Passaic	27	24	0	0	0	0	0	1	34	31	117
Salem	19	27	0	0	2	0	0	0	0	44	92
Somerset	51	26	0	0	1	1	0	1	5	30	115
Sussex	14	7	0	0	2	0	0	0	3	5	31
Union	36	46	0	0	1	1	0	0	5	31	120
Warren	21	2	0	0	1	0	0	1	0	5	30
Total	1,371	1,743	0	27	33	6	4	10	510	1,092	4,796

Section Four

Criminal Division - Filings and Dispositions

Statewide Figures

A criminal case is identified as involving domestic violence when there is a charge of contempt for violating a domestic violence restraining order (N.J.S.A. 2C:29-9b) or the case has been flagged by the Prosecutor as a domestic violence matter. Filings include initial complaints, direct indictments and direct accusations. Indictments resulting from complaints are counted as a filing when they first enter the system as initial complaints.

A disposition is the final resolution of a case. Pre-Trial Intervention (PTI) admissions are also included in these statistics. The category 'Transfer to Family' are those contempt cases that were initially identified as indictable, but have been downgraded to disorderly person's domestic violence contempt cases by the Prosecutor's Office in the county of venue. The Family Division has jurisdiction over disorderly person's (DP) contempt actions pursuant to N.J.S.A. 2C:29-2b. The category 'Transfer to Other' are those cases transferred to another jurisdiction, transferred to the Attorney General or sent to Casino Prosecution.

The number of filings and dispositions are based on the FILING date and DISPOSITION date, respectively, and are independent of one another for the time period listed.

DOMESTIC VIOLENCE STATISTICS (during Calendar Year 2021)

Filings	17,451	
Dispositions	14,703	
Types of Dispositions		
Downgrades/Remands	5,259	35.77 %
Dismissals	1,867	12.70 %
No Bills	180	1.22 %
Transfers (Other)	18	.12 %
Transfers to Family	4,357	29.63 %
Plea to Disorderly	781	5.31 %
Pre-Trial Intervention (PTI) Admissions	379	2.58 %
Guilty Pleas	1,842	12.53 %
Acquittal (Insane)	8	.05 %
Trial/Acquittal	2	.01 %
Trial/Guilty	10	.07 %

Section Four

Criminal Division - Filings and Dispositions

County Figures

Domestic Violence Statistics for Criminal Cases
FILINGS for the Period Between January 1, 2021 and December 31, 2021

<u>County</u>	<u>Filings</u>	<u>% of Total</u>
Atlantic	707	4.05
Bergen	630	3.61
Burlington	874	5.01
Camden	2,251	12.90
Cape May	264	1.51
Cumberland	629	3.60
Essex	2,618	15.00
Gloucester	636	3.64
Hudson	1,567	8.98
Hunterdon	39	.22
Mercer	899	5.15
Middlesex	1,151	6.60
Monmouth	1,011	5.79
Morris	341	1.95
Ocean	879	5.04
Passaic	1,625	9.31
Salem	219	1.25
Somerset	126	.72
Sussex	91	.52
Union	775	4.44
Warren	119	.68
Total	17,451	100.00

Domestic Violence Statistics for Criminal Cases
DISPOSITIONS for the Period Between January 1, 2021, and December 31, 2021

<u>County</u>	<u>Dispositions</u>	<u>% of Total</u>
Atlantic	535	3.64
Bergen	515	3.50
Burlington	653	4.44
Camden	1,762	11.98
Cape May	231	1.57
Cumberland	666	4.53
Essex	2,639	17.95
Gloucester	541	3.68
Hudson	1,051	7.15
Hunterdon	41	.28
Mercer	821	5.58
Middlesex	998	6.79
Monmouth	847	5.76
Morris	305	2.07
Ocean	789	5.37
Passaic	1,252	8.52
Salem	203	1.38
Somerset	102	.69
Sussex	82	.56
Union	578	3.93
Warren	92	.63
Total	14,703	100.00

Domestic Violence Statistics for Criminal Cases
DISPOSITIONS BY TYPE for the Period Between January 1, 2021, and December 31, 2021

County	Total	Downgrade/ Remands	Dismissals	No Bills	Transfer/ Other	Transfer to Family	Plea to Disorderly	PTI Admissions	Guilty Pleas	Acquittal (Insane)	Acquittal (Trials)	Guilty Trials
Atlantic	535	135	38	1	4	160	41	15	141	0	0	0
Bergen	515	212	15	1	1	87	53	47	94	3	0	2
Burlington	653	158	18	0	1	324	39	6	107	0	0	0
Camden	1,762	499	48	0	3	844	61	6	300	0	1	0
Cape May	231	31	28	0	1	60	15	28	68	0	0	0
Cumberland	666	257	99	0	0	258	3	2	46	0	0	1
Essex	2,639	1,130	889	93	0	213	88	10	214	1	1	0
Gloucester	541	104	40	1	0	310	29	9	48	0	0	0
Hudson	1,051	526	139	23	3	235	30	10	84	0	0	1
Hunterdon	41	6	9	0	0	0	5	5	16	0	0	0
Mercer	821	291	202	1	1	233	15	21	57	0	0	0
Middlesex	998	270	22	5	0	432	63	55	149	0	0	2
Monmouth	847	358	53	38	0	240	38	11	107	0	0	2
Morris	305	18	41	1	0	88	42	55	59	1	0	0
Ocean	789	123	23	1	1	386	108	52	95	0	0	0
Passaic	1,252	889	39	10	0	220	10	7	75	2	0	0
Salem	203	3	90	4	2	70	2	1	31	0	0	0
Somerset	102	2	16	0	0	48	6	10	18	0	0	2
Sussex	82	14	9	0	0	14	19	12	14	0	0	0
Union	578	226	40	1	1	101	108	10	90	1	0	0
Warren	92	7	9	0	0	34	6	7	29	0	0	0
Total	14,703	5,259	1,867	180	18	4,357	781	379	1,842	8	2	10

Section Five

Municipal Division - Filings and Dispositions

Statewide Figures

The following tables provide information regarding the number of domestic violence complaints processed by the municipal courts. A complaint, which may include more than one charge, is designated a domestic violence complaint if at least one charge constitutes a domestic violence offense under N.J.S.A. 2C:25-19a.

For the present analysis, a 'filed' domestic violence complaint is one that falls within the initial jurisdiction of the municipal court. This includes most domestic violence related disorderly persons and petty disorderly persons offenses. Domestic violence complaints that include indictable and other charges that statutorily fall within the jurisdiction of the Superior Court, even if filed in municipal court, are not counted. Those filings are properly reflected in the criminal section of this report.

The disposition information includes all domestic violence complaints adjudicated by a municipal court. This includes all cases falling within the initial jurisdiction of a municipal court as well as cases downgraded and remanded back to municipal court by the County Prosecutor.

The number of filings and dispositions are based on the FILING date and DISPOSITION date, respectively, and are independent of one another for the time listed.

DOMESTIC VIOLENCE STATISTICS AS RECORDED IN ACS (during Calendar Year 2021)

Filings	14,847		
Dispositions	11,504		
Types of Dispositions			
Guilty / Merged	3,271	28.43%	
Not Guilty	84	.73%	
Dismissed	8,143	70.78%	
Conditional Discharge	6	.05%	

Section Five

Municipal Court Domestic Violence Complaints - Filings and Dispositions County Figures

Domestic Violence Statistics for Municipal Court Complaints
Complaints Added for the Period Between January 1, 2021, and December 31, 2021

County	Filings	% of Total
Atlantic	611	4.12%
Bergen	601	4.05%
Burlington	717	4.83%
Camden	1,968	13.26%
Cape May	193	1.30%
Cumberland	828	5.58%
Essex	1,517	10.22%
Gloucester	613	4.13%
Hudson	1,172	7.89%
Hunterdon	74	.50%
Mercer	846	5.70%
Middlesex	1,012	6.82%
Monmouth	676	4.55%
Morris	217	1.46%
Ocean	994	6.69%
Passaic	809	5.45%
Salem	196	1.32%
Somerset	395	2.66%
Sussex	120	.81%
Union	1,095	7.38%
Warren	193	1.30%
	14,847	100.00%

**Domestic Violence Statistics for Municipal Court Complaints
Complaints Disposed for the Period Between January 1, 2021, and December 31, 2021**

County	Dispositions	% of Total
Atlantic	237	2.06%
Bergen	490	4.26%
Burlington	673	5.85%
Camden	1,277	11.10%
Cape May	152	1.32%
Cumberland	852	7.41%
Essex	1,105	9.61%
Gloucester	662	5.75%
Hudson	483	4.20%
Hunterdon	66	.57%
Mercer	451	3.92%
Middlesex	839	7.29%
Monmouth	703	6.11%
Morris	164	1.43%
Ocean	891	7.75%
Passaic	963	8.37%
Salem	118	1.03%
Somerset	270	2.35%
Sussex	120	1.04%
Union	876	7.61%
Warren	112	.97%
	11,504	100.00%

Domestic Violence Statistics for Municipal Court Complaints
Complaints Disposed by Type for the Period Between January 1, 2021, and December 31, 2021

County	Total	Guilty/ Merged	Not Guilty	Dismissed	Conditional Discharge
Atlantic	237	43	2	192	0
Bergen	490	117	3	370	0
Burlington	673	221	1	450	1
Camden	1,277	263	23	991	0
Cape May	152	81	0	70	1
Cumberland	852	176	0	676	0
Essex	1,105	97	1	1,003	4
Gloucester	662	57	2	603	0
Hudson	483	161	2	320	0
Hunterdon	66	10	0	56	0
Mercer	451	69	0	382	0
Middlesex	839	339	2	498	0
Monmouth	703	439	4	260	0
Morris	164	31	5	128	0
Ocean	891	750	1	140	0
Passaic	963	135	7	821	0
Salem	118	25	0	93	0
Somerset	270	37	4	229	0
Sussex	120	31	25	64	0
Union	876	132	2	742	0
Warren	112	57	0	55	0
Total	11,504	3,271	84	8,143	6

Sexual Assault Survivors Protection Act (SAPSA) of 2015

DOMESTIC VIOLENCE SASPA STATISTICS (during Calendar Year 2021)

Case Filings

New Cases Filed	100
Reopened Cases	7
Total (New Complaints Filed plus Reopened Cases)	107

Types of Dispositions

TPO Denied	12
Plaintiff Failed to Appear At Hearing	1
FPO Denied	28
FO Granted	20
TPO Extended	25
Complaint Withdrawn by Plaintiff	7
Plaintiff Signed & Left	6
Appeal Vacate-Ddismiss	2
Total Dispositions	101

**SASPA Counts on Age of Plaintiff Victims
(Age at the time of Date of Incident)
For the Period Between January 1, 2021, and December 31, 2021**

<u>County</u>	<u>Under 18 Years</u>	<u>18 to 25 Years</u>	<u>Above 25 Years</u>
Atlantic	8	0	0
Bergen	4	5	2
Burlington	0	1	3
Camden	3	1	1
Cape May	0	0	1
Cumberland	1	0	0
Essex	2	1	1
Gloucester	0	1	2
Hudson	10	3	4
Hunterdon	1	0	1
Mercer	1	0	2
Middlesex	3	2	3
Monmouth	0	2	0
Morris	3	1	4
Ocean	1	2	0
Passaic	4	3	4
Salem	1	0	2
Somerset	1	1	0
Union	3	2	0
Warren	1	2	1

**SASPA Counts
Race and Gender of Plaintiffs, Plaintiff Victims and Defendants
for Complaints Filed (Based on Data Entry Date)
For the Period Between January 1, 2021, and December 31, 2021**

<u>Race</u>	<u>Plaintiff Male</u>	<u>Plaintiff Female</u>	<u>Defendant Male</u>	<u>Defendant Female</u>
County: Atlantic Complaints Filed:	8			
Black/Afr	0	1	0	0
Hispanic	0	3	5	0
Unknown	0	1	0	0
White	1	2	3	0
County: Bergen Complaints Filed:	11			
Black/Afr	0	1	1	0
Hispanic	3	4	5	0
Other	0	1	1	0
White	1	1	4	0
County: Burlington Complaints Filed:	4			
Black/Afr	0	1	0	0
Unknown	0	2	1	0
White	0	0	3	0
County: Camden Complaints Filed:	5			
Black/Afr	0	2	2	0
Unknown	0	1	2	0
White	0	0	1	0
County: Cape May Complaints Filed:	1			
White	0	0	1	0
County: Cumberland Complaints Filed:	1			
Hispanic	0	1	1	0
County: Essex Complaints Filed:	4			
Asian	0	0	0	0
Black/Afr	0	1	2	0
White	0	0	2	0

Race		Plaintiff Male	Plaintiff Female	Defendant Male	Defendant Female
County: Gloucester					
Complaints Filed:	3				
Black/Afr		0	0	0	1
Hispanic		0	0	1	0
White		0	0	1	0
County: Hudson					
Complaints Filed:	16				
Black/Afr		0	0	3	0
Hispanic		0	5	8	0
Unknown		0	0	2	0
White		0	3	2	2
County: Hunterdon					
Complaints Filed:	2				
Hispanic		0	1	0	0
Unknown		0	0	0	0
White		0	0	2	0
County: Mercer					
Complaints Filed:	3				
Black/Afr		0	0	1	0
Hispanic		0	0	1	0
Unknown		0	1	0	0
White		0	0	1	0
County: Middlesex					
Complaints Filed:	8				
Asian		0	2	0	0
Black/Afr		0	0	1	1
Hispanic		0	1	4	0
Unknown		0	0	0	0
White		0	0	1	1
County: Monmouth					
Complaints Filed:	2				
Hispanic		0	0	2	0
County: Morris					
Complaints Filed:	8				
Hispanic		0	2	1	0
Other		0	0	0	1
Unknown		0	0	1	0
White		1	2	5	0
County: Ocean					
Complaints Filed:	3				
Other		0	0	1	0
White		1	0	1	1
County: Passaic					
Complaints Filed:	11				
Black/Afr		0	1	4	0
Hispanic		0	1	2	0
Other		0	0	2	0
Unknown		0	1	1	0
White		0	0	2	0
County: Salem					
Complaints Filed:	2				
White		0	1	3	0
County: Somerset					
Complaints Filed:	2				
Asian		0	0	0	0
Other		1	0	0	0
White		0	0	2	0
County: Union					
Complaints Filed:	5				
Black/Afr		0	3	4	0
White		0	0	1	0
County: Warren					
Complaints Filed:	4				
Black/Afr		0	0	0	0
Unknown		0	0	0	0
White		0	1	4	0



ADMINISTRATIVE OFFICE OF THE COURTS

STUART RABNER
CHIEF JUSTICE

GLENN A. GRANT
ADMINISTRATIVE DIRECTOR OF THE COURTS

JENNIFER M. PEREZ
DIRECTOR, TRIAL COURT SERVICES

JOANNE DIETRICH
ASSISTANT DIRECTOR, FAMILY PRACTICE DIVISION

SEPTEMBER 2023