

**New Jersey Judiciary
CIVIL STATISTICS
June 2016**

TABLE OF CONTENTS

Introduction, Abbreviations, and Glossary	i
Tables and Graphs By County	1
Tables and Graphs by Case Type	
Atlantic	3
Bergen	7
Burlington	11
Camden	15
Cape May	19
Cumberland	23
Essex	27
Gloucester	31
Hudson	35
Hunterdon	39
Mercer	43
Middlesex	47
Monmouth	51
Morris	55
Ocean	59
Passaic	63
Salem	67
Somerset	71
Sussex	75
Union	79
Warren	83
State	87

INTRODUCTION

CIVIL STATISTICS provides court year-to-date civil-law statistics for New Jersey's twenty-one counties. Data is compiled from a monthly statistical extract of the Automated Case Management System.

The report provides 4-page summaries of filings, resolutions, clearance, backlog, and active pending by case type for counties and the state. Case type categories are based on the Case Information Statement (CIS). Some categories are consolidated as shown in the table on the next page.

GLOSSARY

Filings: Filings include new, reopened, reactivated, and transferred cases

Resolutions: Include trials, summary judgments, settlements, default judgments dismissals, inactivations, transfers, and other summary matters

Clearance: Resolutions minus filings

Backlog: Cases over case processing goal as listed below. Cases are aged from date of complaint exclusive of inactive and closed time.

 Track 1 backlog = over 12 months

 Track 2 backlog = over 18 months

 Track 3 backlog = over 24 months

 Track 4 backlog = over 24 months

Backlog Per 100 Monthly Filings: $(\text{backlog}) / (\text{average monthly filings in previous court year}) * 100$

Active Pending: Cases not resolved. Does not include inactive cases.

CIVIL STATISTICS is produced by the Administrative Office of the Courts' Quantitative Research Unit. Questions or comments can be directed to:

Quantitative Research Unit: PO Box 037, Trenton, NJ 08625
(609) 984-7232

CASE TYPE ABBREVIATIONS

TRACK I

Action on Negotiable Instrument (Act on New Inst)
Book Account
Name Change
Other Insurance Claim Including Declaratory Judgment Actions (other insurance)
PIP Coverage
Real Property
Other Track 1: Forfeiture, Summary Action, UM or UIM Claim, Lemon Law, Open Public Records Act, Tenancy, Miscellaneous, No Show Jurors
UM/UIM Coverage

TRACK II

Auto Negligence - Personal Injury
Auto Negligence - Property Damage
Construction
Contract/Commercial Transactions
Employment other than CEPA or LAD
Personal Injury
Tort - Other
UM/UIM Bodily Injury

TRACK III

Assault and Battery
Civil Rights
Condemnation
Medical Malpractice
Product Liability
Professional Malpractice
Toxic Tort
Other Track 3: Defamation, Inverse Condemnation, Whistle Blower/Conscientious, Employee Protection Act, Law Against Discrimination

TRACK IV

Action in Lieu of Prerogative Writ (Lieu of P. Writ)
Asbestos
Complex Commercial

Other Multicounty Litigation (formerly "mass tort") and/or Centrally Managed Cases:

Accutane/Isotretinoin, All Derm Regen, Benicar, Bextra/Celebrex, Bextra/Celebrex/Vioxx, Bristol-Meyers Squibb Environmental, Depo-Provera, Diacetyl, Fosamax, DePuy ASR Hip, Digitek, Gadolinium Based Contrast Agents, Hormone Replacement Therapy, J & J Stent, Levaquin, Mahwah Toxic Dump, Mirena, NuvaRing, Ortho Evra, Pelvic Mesh J&J, Pelvic Mesh Bard, Plavix, Pompton Lakes Environmental Litigation, Propecia, Prudential Tort Litigation, Reglan, Risperdal/Seroquel/Zyprexa, Stryker Rejuvenate Hip Stem and the ABG II Modular Hip Stem, Stryker Implant, Talc Body Powdr, Vioxx, Yaz/Yasmin/Ocella, Zelnorm, Zometa/Aredia
Other Track 4: Complex Construction, Cullen Lit., Environmental Coverage Litigation, False Claims, Insurance Fraud, Mt. Laurel

CIVIL CASELOAD SUMMARY BY COUNTY
JULY 2015 - JUNE 2016
STATE

	Filings			Resolutions			Clearance		Backlog			Backlog Percent		Backlog Per 100 Monthly Filings		Active Pending		
	Jul 2014	Jul 2015	percent change	Jul 2014	Jul 2015	percent change	Jul 2015 - Jun 2016		Jun 2015	Jun 2016	percent change	Jun 2015	Jun 2016	Jun 2015	Jun 2016	Jun 2015	Jun 2016	percent change
	to Jun 2015	to Jun 2016		number	percent													
Atlantic	5,376	3,154	-41%	19,676	3,654	-81%	500	116%	5,017	4,531	-10%	65%	62%	1,120	1,724	7,764	7,278	-6%
Bergen	21,094	10,708	-49%	10,500	12,492	19%	1784	117%	5,620	8,366	49%	25%	40%	320	938	22,588	20,897	-7%
Burlington	3,378	3,041	-10%	3,250	3,124	-4%	83	103%	298	281	-6%	11%	11%	106	111	2,737	2,654	-3%
Camden	5,153	5,200	1%	5,454	5,161	-5%	-39	99%	554	513	-7%	11%	10%	129	118	4,841	4,899	1%
Cape May	670	622	-7%	657	622	-5%	0	100%	89	72	-19%	16%	13%	159	139	544	545	0%
Cumberland	1,061	978	-8%	1,101	1,040	-6%	62	106%	180	180	0%	18%	19%	204	221	1,011	950	-6%
Essex	10,127	10,050	-1%	10,395	9,912	-5%	-138	99%	1,653	1,725	4%	16%	17%	196	206	10,114	10,266	2%
Gloucester	1,841	1,749	-5%	1,895	1,821	-4%	72	104%	214	195	-9%	13%	13%	139	134	1,600	1,538	-4%
Hudson	6,082	5,728	-6%	6,457	5,950	-8%	222	104%	626	590	-6%	11%	11%	124	124	5,835	5,616	-4%
Hunterdon	626	585	-7%	676	615	-9%	30	105%	94	59	-37%	19%	13%	180	121	495	466	-6%
Mercer	3,259	2,957	-9%	3,188	3,146	-1%	189	106%	576	547	-5%	18%	18%	212	222	3,145	2,959	-6%
Middlesex	12,634	8,351	-34%	8,958	8,460	-6%	109	101%	5,288	5,821	10%	39%	44%	502	836	13,394	13,307	-1%
Monmouth	5,367	5,039	-6%	5,748	5,233	-9%	194	104%	1,264	1,183	-6%	22%	22%	283	282	5,639	5,451	-3%
Morris	3,399	3,156	-7%	3,558	3,298	-7%	142	104%	537	500	-7%	18%	17%	190	190	3,054	2,910	-5%
Ocean	4,221	3,864	-8%	4,364	3,977	-9%	113	103%	580	579	0%	15%	15%	165	180	3,888	3,785	-3%
Passaic	4,927	4,939	0%	5,144	4,863	-5%	-76	98%	433	416	-4%	9%	9%	105	101	4,627	4,705	2%
Salem	250	257	3%	238	277	16%	20	108%	21	21	0%	10%	12%	101	98	201	182	-9%
Somerset	1,859	1,823	-2%	1,932	1,872	-3%	49	103%	182	150	-18%	12%	10%	117	99	1,498	1,439	-4%
Sussex	812	767	-6%	779	754	-3%	-13	98%	102	118	16%	16%	18%	151	185	657	670	2%
Union	5,138	4,598	-11%	5,163	4,851	-6%	253	106%	784	787	0%	15%	16%	183	205	5,119	4,868	-5%
Warren	460	446	-3%	461	454	-2%	8	102%	61	39	-36%	16%	10%	159	105	380	376	-1%
Total	97,734	78,012	-20%	99,594	81,576	-18%	3564	105%	24,173	26,673	10%	24%	28%	297	410	99,131	95,761	-3%

NOTE: Some Multicounty Litigation (MCL) cases were transferred in November 2014: Atlantic to Bergen = 8,935; Atlantic to Middlesex = 4,070.

CIVIL BACKLOG SUMMARY BY CASETYPE

JUNE 2016

STATE

	Cases in Backlog															
	Track 1					Track 2				Track 3			Track 4			Total Backlog
	12 to 18 months	18 to 24 months	24 to 36 months	over 36 months	Total Track 1	18 to 24 months	24 to 36 months	over 36 months	Total Track 2	24 to 36 months	over 36 months	Total Track 3	24 to 36 months	over 36 months	Total Track 4	
Atlantic	28	5	6	5	44	212	126	20	358	55	47	102	44	3,983	4,027	4,531
Bergen	3	1	0	1	5	546	165	4	715	89	18	107	3,767	3,772	7,539	8,366
Burlington	0	0	0	0	0	169	61	0	230	25	7	32	15	4	19	281
Camden	16	3	1	0	20	303	100	6	409	54	23	77	3	4	7	513
Cape May	6	3	1	0	10	26	7	6	39	9	9	18	1	4	5	72
Cumberland	11	3	0	1	15	82	42	9	133	18	11	29	1	2	3	180
Essex	80	26	11	10	127	864	431	95	1,390	126	48	174	13	21	34	1,725
Gloucester	13	3	3	2	21	97	31	3	131	21	10	31	6	6	12	195
Hudson	27	12	1	0	40	400	92	3	495	32	3	35	8	12	20	590
Hunterdon	1	0	0	0	1	21	14	7	42	8	5	13	1	2	3	59
Mercer	17	5	0	2	24	231	147	40	418	45	36	81	13	11	24	547
Middlesex	21	8	3	0	32	621	296	20	937	77	28	105	740	4,007	4,747	5,821
Monmouth	51	18	14	5	88	442	362	89	893	94	65	159	15	28	43	1,183
Morris	37	6	6	2	51	204	114	12	330	52	30	82	18	19	37	500
Ocean	43	11	7	0	61	313	150	13	476	31	6	37	4	1	5	579
Passaic	24	8	0	0	32	286	60	0	346	23	1	24	7	7	14	416
Salem	3	0	0	0	3	4	9	0	13	1	3	4	1	0	1	21
Somerset	1	0	0	0	1	66	30	8	104	22	12	34	5	6	11	150
Sussex	12	5	1	4	22	44	30	6	80	7	0	7	3	6	9	118
Union	40	12	8	3	63	475	168	22	665	31	13	44	5	10	15	787
Warren	0	1	0	0	1	14	11	4	29	5	2	7	2	0	2	39
Total	434	130	62	35	661	5,420	2,446	367	8,233	825	377	1,202	4,672	11,905	16,577	26,673

NOTE: Some Multicounty Litigation (MCL) cases were transferred in November 2014: Atlantic to Bergen = 8,935; Atlantic to Middlesex = 4,070.

CIVIL CASELOAD SUMMARY BY CASETYPE
JULY 2015 - JUNE 2016
ATLANTIC

	Filings			Resolutions			Clearance		Backlog			Backlog Percent		Backlog Per 100 Monthly Filings		Active Pending		
	Jul 2014 to Jun 2015	Jul 2015 to Jun 2016	percent change	Jul 2014 to Jun 2015	Jul 2015 to Jun 2016	percent change	Jul 2015 - Jun 2016		Jun 2015	Jun 2016	percent change	Jun 2015	Jun 2016	Jun 2015	Jun 2016	Jun 2015	Jun 2016	percent change
	number	percent																
Act on Neg Inst	3	8	167%	8	6	-25%	-2	75%	1	0	-100%	50%	0%	400	0	2	4	100%
Asbestos	0	0	0%	0	0	0%	0	100%	0	0	0%	0%	0%	0	0	0	0	0%
Assault & Bat	12	10	-17%	10	11	10%	1	110%	4	1	-75%	24%	6%	400	120	17	16	-6%
Auto - Pers Inj	837	867	4%	916	817	-11%	-50	94%	147	188	28%	14%	17%	211	260	1,017	1,075	6%
Auto - Property	19	16	-16%	15	21	40%	5	131%	2	1	-50%	13%	9%	126	75	16	11	-31%
Book Account	402	395	-2%	392	405	3%	10	103%	14	12	-14%	6%	6%	42	36	226	216	-4%
Civil Rights	20	25	25%	24	20	-17%	-5	80%	4	4	0%	17%	13%	240	192	24	30	25%
Complex Comme	5	5	0%	6	6	0%	1	120%	5	3	-40%	71%	50%	1,200	720	7	6	-14%
Condemnation	5	20	300%	11	12	9%	-8	60%	1	4	300%	9%	21%	240	240	11	19	73%
Construction	22	21	-5%	13	19	46%	-2	90%	10	12	20%	30%	36%	545	686	33	33	0%
Contract/Comme	374	275	-26%	385	353	-8%	78	128%	19	22	16%	7%	12%	61	96	264	188	-29%
Employment	11	10	-9%	13	12	-8%	2	120%	3	0	-100%	27%	0%	327	0	11	9	-18%
Lieu of P. Writ	22	22	0%	20	32	60%	10	145%	4	0	-100%	17%	0%	218	0	24	13	-46%
Medical Malprac	39	43	10%	30	40	33%	-3	93%	19	21	11%	25%	27%	585	586	75	78	4%
Name Change	88	92	5%	91	89	-2%	-3	97%	0	0	0%	0%	0%	0	0	10	14	40%
Other Insurance	71	42	-41%	94	52	-45%	10	124%	13	17	31%	28%	49%	220	486	47	35	-26%
Other MCL	2,146	169	-92%	16,484	642	-96%	473	380%	4,564	4,013	-12%	99%	94%	2,552	28,495	4,602	4,255	-8%
Other Track 1	253	203	-20%	227	202	-11%	-1	100%	8	14	75%	7%	13%	38	83	114	107	-6%
Other Track 3	104	90	-13%	149	88	-41%	-2	98%	17	22	29%	15%	18%	196	293	116	120	3%
Other Track 4	10	21	110%	8	9	13%	-12	43%	5	9	80%	25%	27%	600	514	20	33	65%
Personal Injury	569	576	1%	590	551	-7%	-25	96%	104	115	11%	16%	16%	219	240	666	698	5%
Prod Liability	176	29	-84%	48	61	27%	32	210%	39	42	8%	16%	52%	266	1,738	237	81	-66%
Prof Malpractic	27	21	-22%	13	26	100%	5	124%	7	8	14%	16%	19%	311	457	44	43	-2%
PIP Coverage	8	10	25%	10	9	-10%	-1	90%	0	1		0%	17%	0	120	5	6	20%
Real Property	26	14	-46%	17	26	53%	12	186%	6	0	-100%	27%	0%	277	0	22	7	-68%
Tort Other	51	74	45%	44	55	25%	-19	74%	7	11	57%	11%	14%	165	178	61	79	30%
Toxic Tort	0	2		1	3	200%	1	150%	2	0	-100%	67%	0%	0	0	3	2	-33%
UM/UIIM Bod Inj	76	94	24%	57	87	53%	-7	93%	12	11	-8%	13%	11%	189	140	90	100	11%
Total	5,376	3,154	-41%	19,676	3,654	-81%	500	116%	5,017	4,531	-10%	65%	62%	1,120	1,724	7,764	7,278	-6%

NOTE: Some Multicounty Litigation (MCL) cases were transferred in November 2014: Atlantic to Bergen = 8,935; Atlantic to Middlesex = 4,070.

CIVIL BACKLOG SUMMARY BY CASETYPE

JUNE 2016

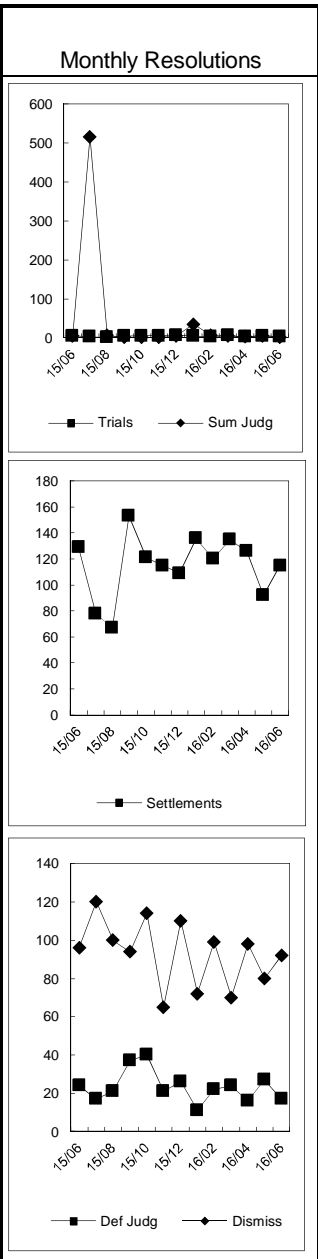
ATLANTIC

	Cases in Backlog															
	Track 1					Track 2				Track 3			Track 4			Total Backlog
	12 to 18 months	18 to 24 months	24 to 36 months	over 36 months	Total Track 1	18 to 24 months	24 to 36 months	over 36 months	Total Track 2	24 to 36 months	over 36 months	Total Track 3	24 to 36 months	over 36 months	Total Track 4	
Act on Neg Inst	0	0	0	0	0	0	0	0	0	0	0	0	0	0	0	0
Asbestos	0	0	0	0	0	0	0	0	0	0	0	0	0	0	0	0
Assault & Bat	0	0	0	0	0	0	0	0	0	1	0	1	0	0	0	1
Auto - Pers Inj	0	0	0	0	0	115	63	10	188	0	0	0	0	0	0	188
Auto - Property	0	0	0	0	0	1	0	0	1	0	0	0	0	0	0	1
Book Account	7	1	1	3	12	0	0	0	0	0	0	0	0	0	0	12
Civil Rights	0	0	0	0	0	0	0	0	0	4	0	4	0	0	0	4
Complex Comme	0	0	0	0	0	0	0	0	0	0	0	0	0	3	3	3
Condemnation	0	0	0	0	0	0	0	0	0	4	0	4	0	0	0	4
Construction	0	0	0	0	0	3	4	3	10	0	0	0	0	2	2	12
Contract/Comme	0	0	0	0	0	13	8	1	22	0	0	0	0	0	0	22
Employment	0	0	0	0	0	0	0	0	0	0	0	0	0	0	0	0
Lieu of P. Writ	0	0	0	0	0	0	0	0	0	0	0	0	0	0	0	0
Medical Malprac	0	0	0	0	0	0	0	0	0	13	8	21	0	0	0	21
Name Change	0	0	0	0	0	0	0	0	0	0	0	0	0	0	0	0
Other Insurance	10	2	4	1	17	0	0	0	0	0	0	0	0	0	0	17
Other MCL	0	0	0	0	0	0	0	0	0	0	0	0	40	3,973	4,013	4,013
Other Track 1	10	2	1	1	14	0	0	0	0	0	0	0	0	0	0	14
Other Track 3	0	0	0	0	0	0	0	0	0	11	11	22	0	0	0	22
Other Track 4	0	0	0	0	0	0	0	0	0	0	0	0	4	5	9	9
Personal Injury	0	0	0	0	0	65	44	6	115	0	0	0	0	0	0	115
Prod Liability	0	0	0	0	0	0	0	0	0	15	27	42	0	0	0	42
Prof Malpractic	0	0	0	0	0	0	0	0	0	7	1	8	0	0	0	8
PIP Coverage	1	0	0	0	1	0	0	0	0	0	0	0	0	0	0	1
Real Property	0	0	0	0	0	0	0	0	0	0	0	0	0	0	0	0
Tort Other	0	0	0	0	0	7	4	0	11	0	0	0	0	0	0	11
Toxic Tort	0	0	0	0	0	0	0	0	0	0	0	0	0	0	0	0
UM/UIM Bod Inj	0	0	0	0	0	8	3	0	11	0	0	0	0	0	0	11
Total	28	5	6	5	44	212	126	20	358	55	47	102	44	3,983	4,027	4,531

NOTE: Some Multicounty Litigation (MCL) cases were transferred in November 2014: Atlantic to Bergen = 8,935; Atlantic to Middlesex = 4,070.

**CIVIL RESOLUTION SUMMARY BY CASETYPE
JULY 2015 - JUNE 2016
ATLANTIC**

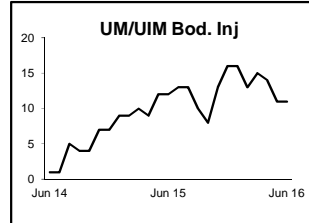
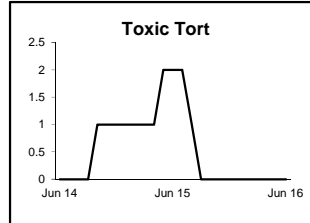
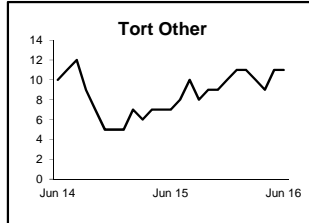
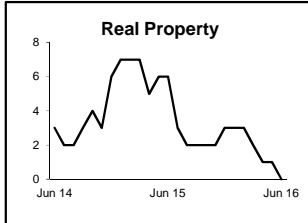
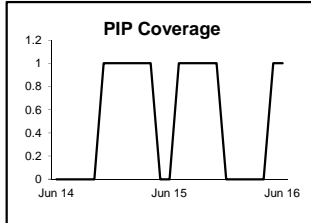
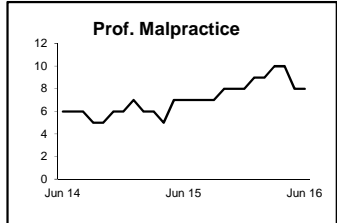
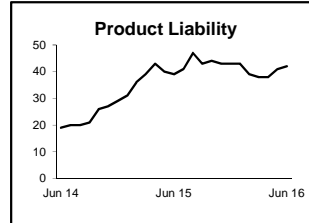
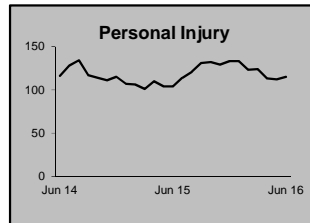
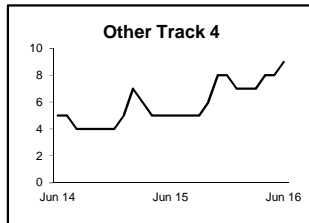
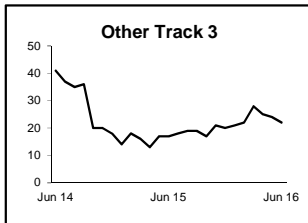
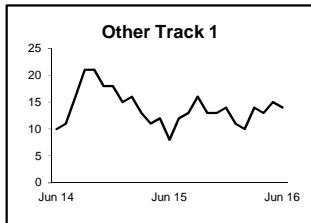
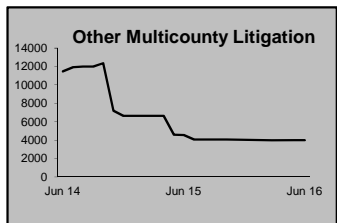
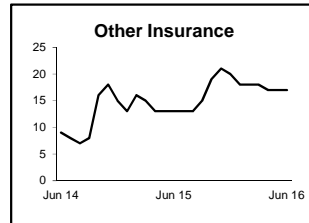
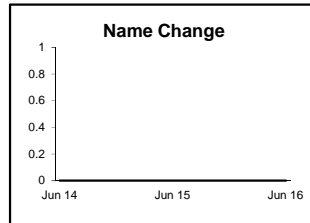
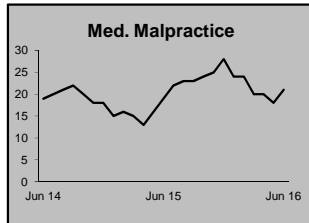
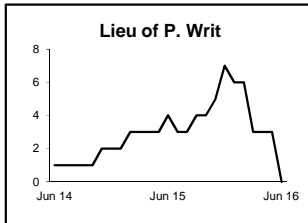
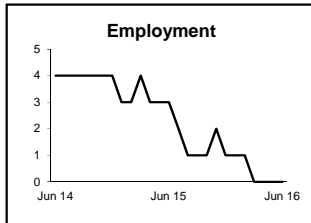
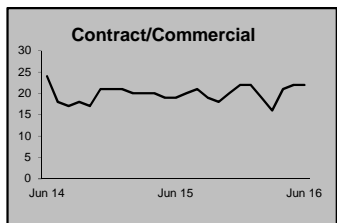
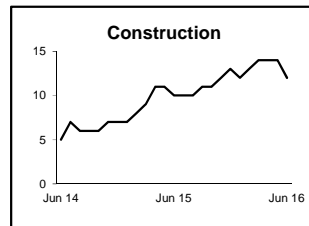
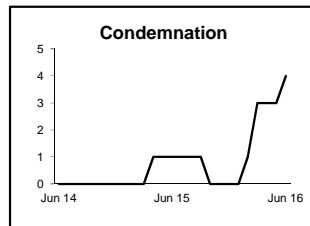
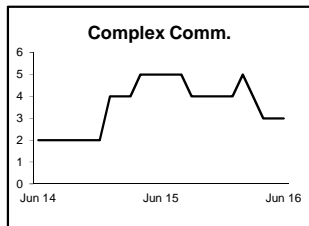
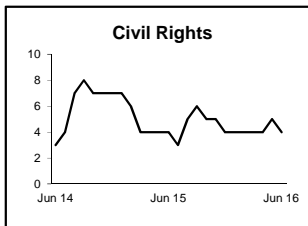
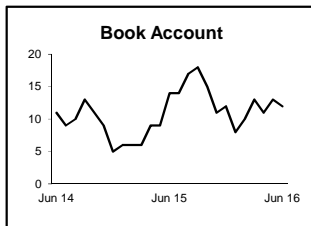
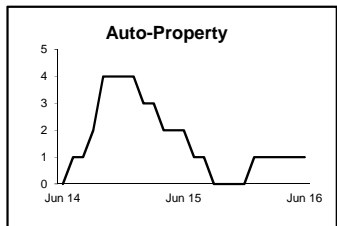
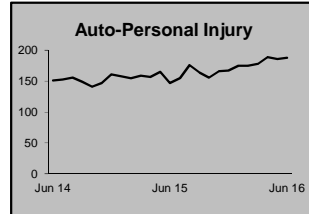
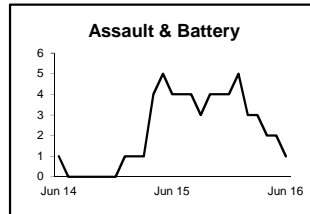
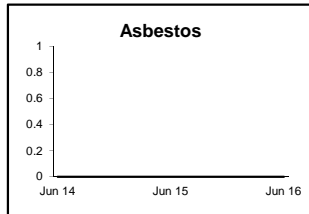
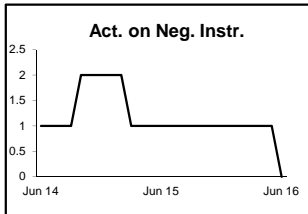
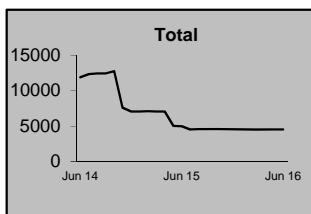
	Trial			Summary					Total	Percent resolved by					
	Jury	Nonjury	Total	Judgment	Settlement	Default Judgment	Dismiss	Other		Trial	Sum Jud	Settle	Default J	Dismiss	Other
Act on Neg Inst	0	0	0	1	1	4	0	0	6	0%	17%	17%	67%	0%	0%
Asbestos	0	0	0	0	0	0	0	0	0	0%	0%	0%	0%	0%	0%
Assault & Bat	1	0	1	0	8	0	1	1	11	9%	0%	73%	0%	9%	9%
Auto - Pers Inj	21	0	21	8	461	0	300	27	817	3%	1%	56%	0%	37%	3%
Auto - Property	1	0	1	0	4	2	13	1	21	5%	0%	19%	10%	62%	5%
Book Account	0	0	0	8	66	153	171	7	405	0%	2%	16%	38%	42%	2%
Civil Rights	2	0	2	1	4	0	11	2	20	10%	5%	20%	0%	55%	10%
Complex Commer	0	0	0	0	4	0	1	1	6	0%	0%	67%	0%	17%	17%
Condemnation	0	0	0	0	5	0	1	6	12	0%	0%	42%	0%	8%	50%
Construction	1	0	1	1	7	1	9	0	19	5%	5%	37%	5%	47%	0%
Contract/Commer	2	1	3	5	102	87	145	11	353	1%	1%	29%	25%	41%	3%
Employment	0	0	0	0	3	1	7	1	12	0%	0%	25%	8%	58%	8%
Lieu of P. Writ	0	0	0	1	11	0	13	7	32	0%	3%	34%	0%	41%	22%
Medical Malprac	1	0	1	2	25	0	10	2	40	3%	5%	63%	0%	25%	5%
Name Change	0	0	0	0	0	0	5	84	89	0%	0%	0%	0%	6%	94%
Other Insurance	0	0	0	0	29	0	20	3	52	0%	0%	56%	0%	38%	6%
Other MCL	0	0	0	539	77	0	26	0	642	0%	84%	12%	0%	4%	0%
Other Track 1	0	1	1	2	66	10	60	63	202	0%	1%	33%	5%	30%	31%
Other Track 3	2	0	2	1	48	1	28	8	88	2%	1%	55%	1%	32%	9%
Other Track 4	0	1	1	1	3	0	3	1	9	11%	11%	33%	0%	33%	11%
Personal Injury	8	0	8	9	285	12	214	23	551	1%	2%	52%	2%	39%	4%
Prod Liability	2	0	2	3	44	0	9	3	61	3%	5%	72%	0%	15%	5%
Prof Malpractic	0	0	0	0	20	0	6	0	26	0%	0%	77%	0%	23%	0%
PIP Coverage	0	1	1	0	2	0	5	1	9	11%	0%	22%	0%	56%	11%
Real Property	0	1	1	1	7	5	10	2	26	4%	4%	27%	19%	38%	8%
Tort Other	0	0	0	2	27	3	20	3	55	0%	4%	49%	5%	36%	5%
Toxic Tort	0	0	0	0	3	0	0	0	3	0%	0%	100%	0%	0%	0%
UM/UIB Bod Inj	3	0	3	0	55	0	26	3	87	3%	0%	63%	0%	30%	3%
Total	44	5	49	585	1,367	279	1,114	260	3,654	1%	16%	37%	8%	30%	7%



NOTE: Some Multicounty Litigation (MCL) cases were transferred in November 2014: Atlantic to Bergen = 8,935; Atlantic to Middlesex = 4,070.

CIVIL BACKLOG BY CASETYPE JUNE 2016 ATLANTIC

	Total Backlog	% chg
Jun 14	11,905	
Jun 15	5,017	-58%
Jun 16	4,531	-10%



1) Casetypes with the state's largest backlogs are highlighted.

2) Some Multicounty Litigation (MCL) cases were transferred in November 2014: Atlantic to Bergen = 8,935; Atlantic to Middlesex = 4,070.

CIVIL CASELOAD SUMMARY BY CASETYPE
JULY 2015 - JUNE 2016
BERGEN

	Filings			Resolutions			Clearance		Backlog			Backlog Percent		Backlog Per 100 Monthly Filings		Active Pending		
	Jul 2014 to Jun 2015	Jul 2015 to Jun 2016	percent change	Jul 2014 to Jun 2015	Jul 2015 to Jun 2016	percent change	Jul 2015 - Jun 2016		Jun 2015	Jun 2016	percent change	Jun 2015	Jun 2016	Jun 2015	Jun 2016	Jun 2015	Jun 2016	percent change
	number	percent																
Act on Neg Inst	62	64	3%	73	64	-12%	0	100%	1	0	-100%	3%	0%	19	0	33	30	-9%
Asbestos	0	0	0%	0	0	0%	0	100%	0	0	0%	0%	0%	0	0	0	0	0%
Assault & Bat	25	21	-16%	35	36	3%	15	171%	4	5	25%	9%	16%	192	286	46	31	-33%
Auto - Pers Inj	2,518	2,720	8%	2,563	2,814	10%	94	103%	516	414	-20%	16%	13%	246	183	3,166	3,116	-2%
Auto - Property	422	388	-8%	478	406	-15%	18	105%	6	4	-33%	3%	2%	17	12	205	190	-7%
Book Account	1,369	1,089	-20%	1,500	1,184	-21%	95	109%	1	0	-100%	0%	0%	1	0	583	467	-20%
Civil Rights	22	26	18%	14	26	86%	0	100%	2	5	150%	7%	17%	109	231	28	30	7%
Complex Comme	30	32	7%	51	42	-18%	10	131%	8	10	25%	19%	25%	320	375	42	40	-5%
Condemnation	3	1	-67%	5	2	-60%	1	200%	0	0	0%	0%	0%	0	0	1	0	-100%
Construction	68	65	-4%	66	66	0%	1	102%	8	6	-25%	13%	11%	141	111	61	53	-13%
Contract/Comme	1,353	1,162	-14%	1,459	1,304	-11%	142	112%	55	44	-20%	6%	6%	49	45	872	775	-11%
Employment	36	35	-3%	37	34	-8%	-1	97%	2	0	-100%	7%	0%	67	0	28	28	0%
Lieu of P. Writ	52	65	25%	74	48	-35%	-17	74%	1	2	100%	3%	4%	23	37	32	48	50%
Medical Malprac	112	111	-1%	131	139	6%	28	125%	49	38	-22%	23%	20%	525	411	209	190	-9%
Name Change	388	345	-11%	396	343	-13%	-2	99%	0	0	0%	0%	0%	0	0	0	2	
Other Insurance	108	103	-5%	141	97	-31%	-6	94%	2	1	-50%	4%	2%	22	12	55	54	-2%
Other MCL	12,047	1,900	-84%	1,234	3,434	178%	1534	181%	4,632	7,513	62%	32%	57%	461	4,745	14,671	13,137	-10%
Other Track 1	442	442	0%	441	390	-12%	-52	88%	5	3	-40%	3%	2%	14	8	153	191	25%
Other Track 3	178	132	-26%	145	171	18%	39	130%	10	9	-10%	5%	5%	67	82	204	168	-18%
Other Track 4	37	80	116%	33	41	24%	-39	51%	14	14	0%	22%	12%	454	210	63	115	83%
Personal Injury	1,160	1,217	5%	1,059	1,198	13%	-19	98%	244	214	-12%	16%	14%	252	211	1,489	1,506	1%
Prod Liability	107	122	14%	53	79	49%	-43	65%	8	25	213%	6%	14%	90	246	127	176	39%
Prof Malpractic	49	79	61%	86	85	-1%	6	108%	21	24	14%	20%	21%	514	365	105	117	11%
PIP Coverage	29	35	21%	29	29	0%	-6	83%	0	0	0%	0%	0%	0	0	10	14	40%
Real Property	51	62	22%	45	55	22%	-7	89%	0	1		0%	3%	0	19	30	30	0%
Tort Other	280	239	-15%	265	262	-1%	23	110%	17	17	0%	8%	8%	73	85	225	203	-10%
Toxic Tort	3	2	-33%	1	2	100%	0	100%	1	1	0%	20%	20%	400	600	5	5	0%
UM/UIIM Bod Inj	143	171	20%	86	141	64%	-30	82%	13	16	23%	9%	9%	109	112	145	181	25%
Total	21,094	10,708	-49%	10,500	12,492	19%	1784	117%	5,620	8,366	49%	25%	40%	320	938	22,588	20,897	-7%

NOTE: Some Multicounty Litigation (MCL) cases were transferred in November 2014: Atlantic to Bergen = 8,935; Atlantic to Middlesex = 4,070.

CIVIL BACKLOG SUMMARY BY CASETYPE

JUNE 2016

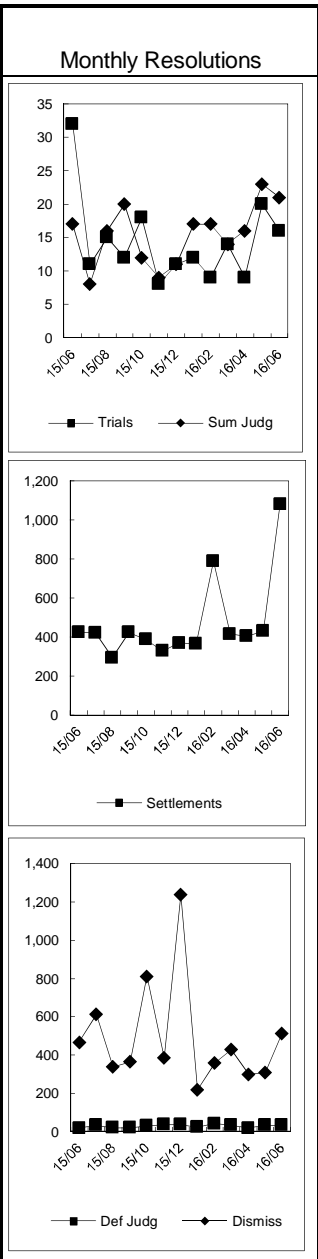
BERGEN

	Cases in Backlog															
	Track 1					Track 2				Track 3			Track 4			Total Backlog
	12 to 18 months	18 to 24 months	24 to 36 months	over 36 months	Total Track 1	18 to 24 months	24 to 36 months	over 36 months	Total Track 2	24 to 36 months	over 36 months	Total Track 3	24 to 36 months	over 36 months	Total Track 4	
Act on Neg Inst	0	0	0	0	0	0	0	0	0	0	0	0	0	0	0	0
Asbestos	0	0	0	0	0	0	0	0	0	0	0	0	0	0	0	0
Assault & Bat	0	0	0	0	0	0	0	0	0	5	0	5	0	0	0	5
Auto - Pers Inj	0	0	0	0	0	313	101	0	414	0	0	0	0	0	0	414
Auto - Property	0	0	0	0	0	2	2	0	4	0	0	0	0	0	0	4
Book Account	0	0	0	0	0	0	0	0	0	0	0	0	0	0	0	0
Civil Rights	0	0	0	0	0	0	0	0	0	4	1	5	0	0	0	5
Complex Comme	0	0	0	0	0	0	0	0	0	0	0	0	9	1	10	10
Condemnation	0	0	0	0	0	0	0	0	0	0	0	0	0	0	0	0
Construction	0	0	0	0	0	5	1	0	6	0	0	0	0	0	0	6
Contract/Comme	0	0	0	0	0	31	12	1	44	0	0	0	0	0	0	44
Employment	0	0	0	0	0	0	0	0	0	0	0	0	0	0	0	0
Lieu of P. Writ	0	0	0	0	0	0	0	0	0	0	0	0	2	0	2	2
Medical Malprac	0	0	0	0	0	0	0	0	0	27	11	38	0	0	0	38
Name Change	0	0	0	0	0	0	0	0	0	0	0	0	0	0	0	0
Other Insurance	0	0	0	1	1	0	0	0	0	0	0	0	0	0	0	1
Other MCL	0	0	0	0	0	0	0	0	0	0	0	0	3,746	3,767	7,513	7,513
Other Track 1	3	0	0	0	3	0	0	0	0	0	0	0	0	0	0	3
Other Track 3	0	0	0	0	0	0	0	0	0	8	1	9	0	0	0	9
Other Track 4	0	0	0	0	0	0	0	0	0	0	0	0	10	4	14	14
Personal Injury	0	0	0	0	0	168	43	3	214	0	0	0	0	0	0	214
Prod Liability	0	0	0	0	0	0	0	0	0	23	2	25	0	0	0	25
Prof Malpractic	0	0	0	0	0	0	0	0	0	21	3	24	0	0	0	24
PIP Coverage	0	0	0	0	0	0	0	0	0	0	0	0	0	0	0	0
Real Property	0	1	0	0	1	0	0	0	0	0	0	0	0	0	0	1
Tort Other	0	0	0	0	0	13	4	0	17	0	0	0	0	0	0	17
Toxic Tort	0	0	0	0	0	0	0	0	0	1	0	1	0	0	0	1
UM/UIM Bod Inj	0	0	0	0	0	14	2	0	16	0	0	0	0	0	0	16
Total	3	1	0	1	5	546	165	4	715	89	18	107	3,767	3,772	7,539	8,366

NOTE: Some Multicounty Litigation (MCL) cases were transferred in November 2014: Atlantic to Bergen = 8,935; Atlantic to Middlesex = 4,070.

**CIVIL RESOLUTION SUMMARY BY CASETYPE
JULY 2015 - JUNE 2016
BERGEN**

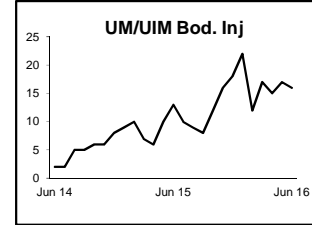
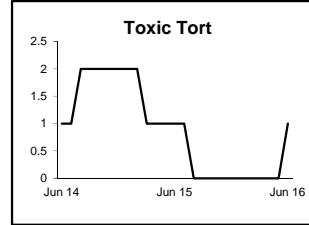
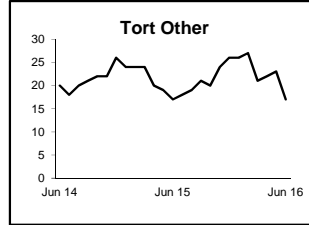
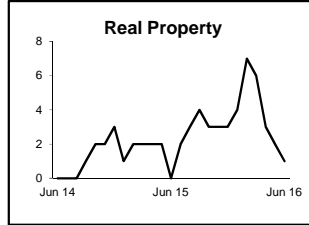
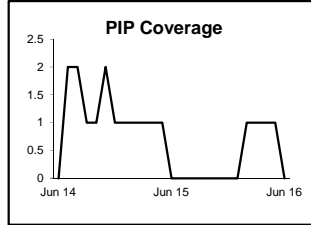
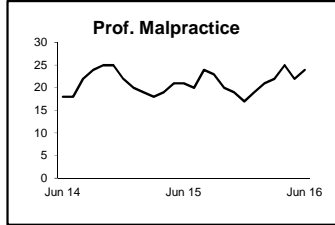
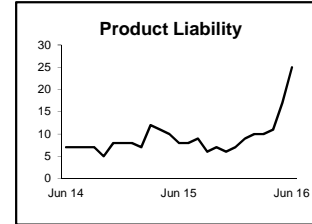
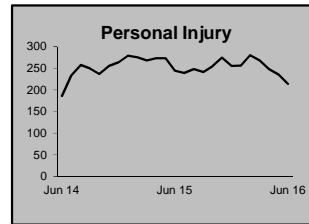
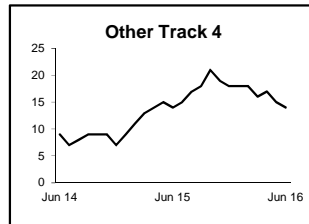
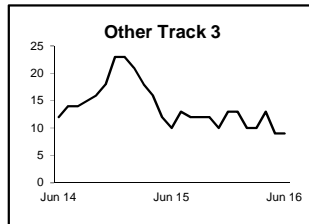
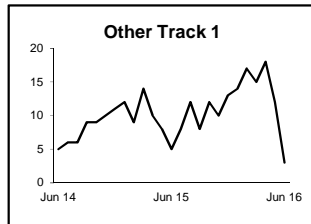
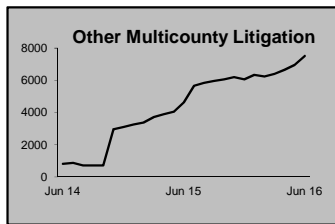
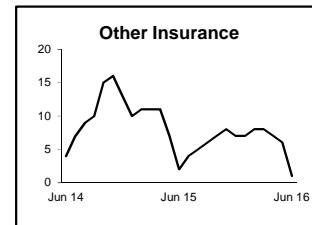
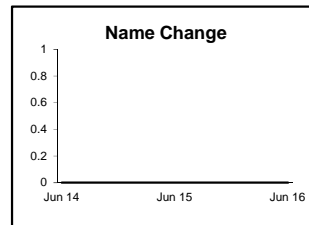
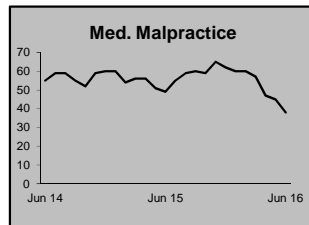
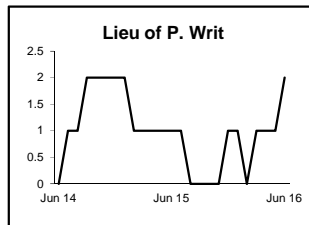
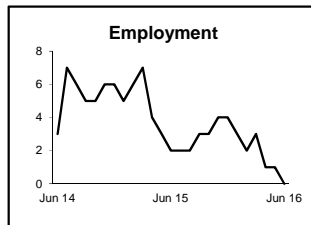
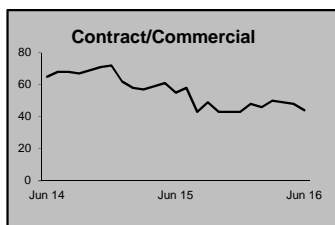
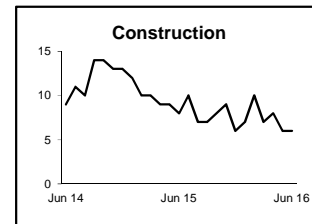
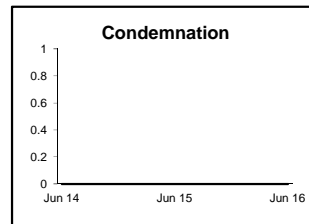
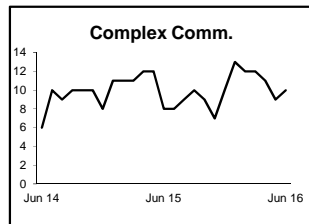
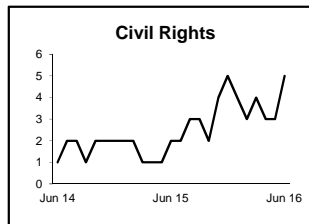
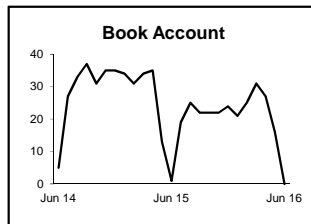
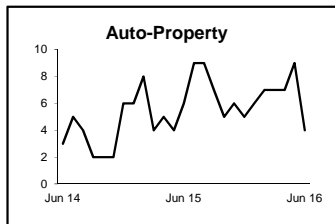
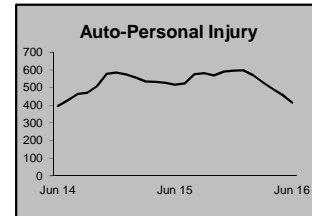
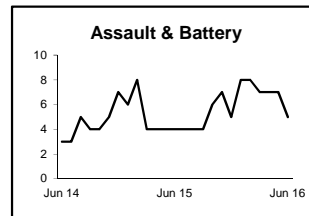
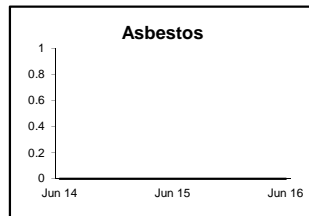
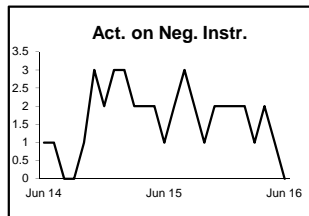
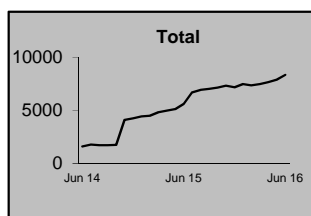
	Trial			Summary					Total	Percent resolved by					
	Jury	Nonjury	Total	Judgment	Settlement	Default Judgment	Dismiss	Other		Trial	Sum Jud	Settle	Default J	Dismiss	Other
Act on Neg Inst	0	1	1	4	17	4	38	0	64	2%	6%	27%	6%	59%	0%
Asbestos	0	0	0	0	0	0	0	0	0	0%	0%	0%	0%	0%	0%
Assault & Bat	0	2	2	1	19	1	13	0	36	6%	3%	53%	3%	36%	0%
Auto - Pers Inj	57	6	63	21	1,911	21	731	67	2,814	2%	1%	68%	1%	26%	2%
Auto - Property	0	1	1	0	99	157	133	16	406	0%	0%	24%	39%	33%	4%
Book Account	1	5	6	30	297	70	778	3	1,184	1%	3%	25%	6%	66%	0%
Civil Rights	0	0	0	0	11	0	12	3	26	0%	0%	42%	0%	46%	12%
Complex Commer	0	2	2	3	20	0	14	3	42	5%	7%	48%	0%	33%	7%
Condemnation	0	0	0	0	0	0	2	0	2	0%	0%	0%	0%	100%	0%
Construction	0	0	0	3	31	4	25	3	66	0%	5%	47%	6%	38%	5%
Contract/Commer	3	22	25	37	442	60	706	34	1,304	2%	3%	34%	5%	54%	3%
Employment	0	0	0	1	16	2	14	1	34	0%	3%	47%	6%	41%	3%
Lieu of P. Writ	0	10	10	2	10	0	24	2	48	21%	4%	21%	0%	50%	4%
Medical Malprac	5	2	7	3	75	0	53	1	139	5%	2%	54%	0%	38%	1%
Name Change	0	0	0	0	0	0	326	17	343	0%	0%	0%	0%	95%	5%
Other Insurance	1	0	1	5	45	6	38	2	97	1%	5%	46%	6%	39%	2%
Other MCL	0	0	0	6	1,330	0	2,097	1	3,434	0%	0%	39%	0%	61%	0%
Other Track 1	0	3	3	2	133	9	239	4	390	1%	1%	34%	2%	61%	1%
Other Track 3	2	1	3	9	101	0	42	16	171	2%	5%	59%	0%	25%	9%
Other Track 4	0	2	2	3	20	4	12	0	41	5%	7%	49%	10%	29%	0%
Personal Injury	15	4	19	31	803	11	301	33	1,198	2%	3%	67%	1%	25%	3%
Prod Liability	0	0	0	0	34	0	38	7	79	0%	0%	43%	0%	48%	9%
Prof Malpractic	0	0	0	5	53	0	25	2	85	0%	6%	62%	0%	29%	2%
PIP Coverage	0	0	0	0	16	0	13	0	29	0%	0%	55%	0%	45%	0%
Real Property	1	0	1	2	15	1	34	2	55	2%	4%	27%	2%	62%	4%
Tort Other	1	4	5	15	114	6	109	13	262	2%	6%	44%	2%	42%	5%
Toxic Tort	0	0	0	0	0	0	2	0	2	0%	0%	0%	0%	100%	0%
UM/UIM Bod Inj	4	0	4	1	86	1	46	3	141	3%	1%	61%	1%	33%	2%
Total	90	65	155	184	5,698	357	5,865	233	12,492	1%	1%	46%	3%	47%	2%



NOTE: Some Multicounty Litigation (MCL) cases were transferred in November 2014: Atlantic to Bergen = 8,935; Atlantic to Middlesex = 4,070.

**CIVIL BACKLOG BY CASETYPE
JUNE 2016
BERGEN**

	Total	Backlog	% chg
Jun 14		1,624	
Jun 15		5,620	246%
Jun 16		8,366	49%



1) Casetypes with the state's largest backlogs are highlighted.

2) Some Multicounty Litigation (MCL) cases were transferred in November 2014: Atlantic to Bergen = 8,935; Atlantic to Middlesex = 4,070.

CIVIL CASELOAD SUMMARY BY CASETYPE
JULY 2015 - JUNE 2016
BURLINGTON

	Filings			Resolutions			Clearance		Backlog			Backlog Percent		Backlog Per 100 Monthly Filings		Active Pending		
	Jul 2014 to Jun 2015	Jul 2015 to Jun 2016	percent change	Jul 2014 to Jun 2015	Jul 2015 to Jun 2016	percent change	Jul 2015 - Jun 2016		Jun 2015	Jun 2016	percent change	Jun 2015	Jun 2016	Jun 2015	Jun 2016	Jun 2015	Jun 2016	percent change
	number	percent																
Act on Neg Inst	13	15	15%	12	16	33%	1	107%	0	0	0%	0%	0%	0	0	7	6	-14%
Asbestos	0	0	0%	0	0	0%	0	100%	0	0	0%	0%	0%	0	0	0	0	0%
Assault & Bat	12	7	-42%	11	4	-64%	-3	57%	0	2		0%	17%	0	343	9	12	33%
Auto - Pers Inj	725	708	-2%	705	719	2%	11	102%	146	130	-11%	17%	15%	242	220	867	859	-1%
Auto - Property	17	35	106%	11	25	127%	-10	71%	3	1	-67%	17%	4%	212	34	18	28	56%
Book Account	548	390	-29%	533	441	-17%	51	113%	5	0	-100%	2%	0%	11	0	241	170	-29%
Civil Rights	16	12	-25%	15	12	-20%	0	100%	0	0	0%	0%	0%	0	0	7	8	14%
Complex Comme	11	8	-27%	11	16	45%	8	200%	5	16	220%	29%	44%	545	2,400	17	36	112%
Condemnation	2	23	>999%	3	15	400%	-8	65%	1	0	-100%	50%	0%	600	0	2	10	400%
Construction	33	23	-30%	29	30	3%	7	130%	4	1	-75%	13%	4%	145	52	30	24	-20%
Contract/Comme	787	625	-21%	771	729	-5%	104	117%	26	20	-23%	5%	5%	40	38	495	398	-20%
Employment	15	11	-27%	16	15	-6%	4	136%	1	0	-100%	8%	0%	80	0	12	7	-42%
Lieu of P. Writ	13	21	62%	16	22	38%	1	105%	0	2		0%	17%	0	114	13	12	-8%
Medical Malprac	43	41	-5%	55	44	-20%	3	107%	15	17	13%	19%	23%	419	498	77	74	-4%
Name Change	139	120	-14%	151	115	-24%	-5	96%	0	0	0%	0%	0%	0	0	14	19	36%
Other Insurance	43	31	-28%	29	27	-7%	-4	87%	0	0	0%	0%	0%	0	0	25	15	-40%
Other MCL	0	0	0%	0	0	0%	0	100%	0	0	0%	0%	0%	0	0	0	0	0%
Other Track 1	265	241	-9%	230	230	0%	-11	95%	3	0	-100%	3%	0%	14	0	104	101	-3%
Other Track 3	117	117	0%	106	107	1%	-10	91%	5	2	-60%	5%	2%	51	21	110	122	11%
Other Track 4	13	34	162%	19	15	-21%	-19	44%	3	8	167%	8%	13%	277	282	38	63	66%
Personal Injury	364	411	13%	338	353	4%	-58	86%	61	60	-2%	14%	12%	201	175	438	496	13%
Prod Liability	12	8	-33%	8	17	113%	9	213%	0	3		0%	21%	0	450	22	14	-36%
Prof Malpractic	37	28	-24%	32	38	19%	10	136%	4	8	100%	8%	13%	130	343	53	60	13%
PIP Coverage	15	10	-33%	19	9	-53%	-1	90%	2	0	-100%	33%	0%	160	0	6	5	-17%
Real Property	18	13	-28%	14	10	-29%	-3	77%	0	0	0%	0%	0%	0	0	6	4	-33%
Tort Other	79	66	-16%	74	69	-7%	3	105%	5	2	-60%	7%	4%	76	36	70	56	-20%
Toxic Tort	1	1	0%	1	2	100%	1	200%	1	0	-100%	50%	0%	1,200	0	2	1	-50%
UM/UIIM Bod Inj	40	42	5%	41	44	7%	2	105%	8	9	13%	15%	17%	240	257	54	54	0%
Total	3,378	3,041	-10%	3,250	3,124	-4%	83	103%	298	281	-6%	11%	11%	106	111	2,737	2,654	-3%

NOTE: Some Multicounty Litigation (MCL) cases were transferred in November 2014: Atlantic to Bergen = 8,935; Atlantic to Middlesex = 4,070.

CIVIL BACKLOG SUMMARY BY CASETYPE

JUNE 2016

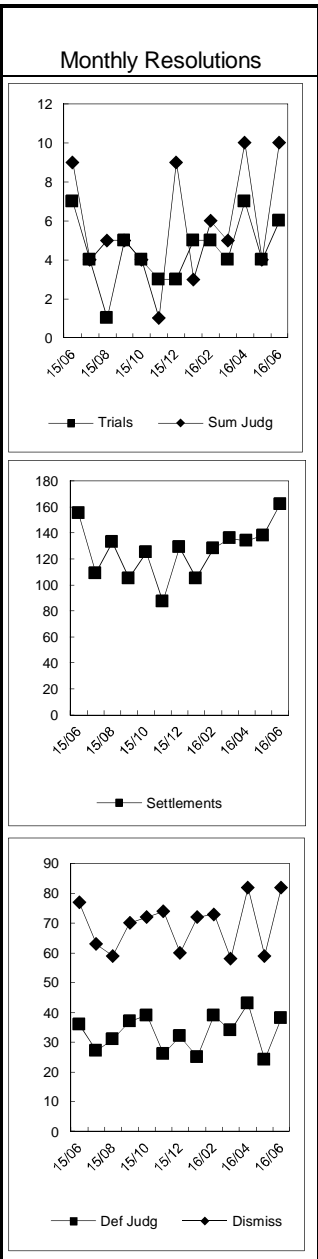
BURLINGTON

	Cases in Backlog															
	Track 1					Track 2				Track 3			Track 4			Total Backlog
	12 to 18 months	18 to 24 months	24 to 36 months	over 36 months	Total Track 1	18 to 24 months	24 to 36 months	over 36 months	Total Track 2	24 to 36 months	over 36 months	Total Track 3	24 to 36 months	over 36 months	Total Track 4	
Act on Neg Inst	0	0	0	0	0	0	0	0	0	0	0	0	0	0	0	0
Asbestos	0	0	0	0	0	0	0	0	0	0	0	0	0	0	0	0
Assault & Bat	0	0	0	0	0	0	0	0	0	2	0	2	0	0	0	2
Auto - Pers Inj	0	0	0	0	0	93	37	0	130	0	0	0	0	0	0	130
Auto - Property	0	0	0	0	0	0	1	0	1	0	0	0	0	0	0	1
Book Account	0	0	0	0	0	0	0	0	0	0	0	0	0	0	0	0
Civil Rights	0	0	0	0	0	0	0	0	0	0	0	0	0	0	0	0
Complex Comme	0	0	0	0	0	5	1	0	6	1	0	1	6	3	9	16
Condemnation	0	0	0	0	0	0	0	0	0	0	0	0	0	0	0	0
Construction	0	0	0	0	0	1	0	0	1	0	0	0	0	0	0	1
Contract/Comme	0	0	0	0	0	17	3	0	20	0	0	0	0	0	0	20
Employment	0	0	0	0	0	0	0	0	0	0	0	0	0	0	0	0
Lieu of P. Writ	0	0	0	0	0	0	0	0	0	0	0	0	2	0	2	2
Medical Malprac	0	0	0	0	0	0	1	0	1	11	5	16	0	0	0	17
Name Change	0	0	0	0	0	0	0	0	0	0	0	0	0	0	0	0
Other Insurance	0	0	0	0	0	0	0	0	0	0	0	0	0	0	0	0
Other MCL	0	0	0	0	0	0	0	0	0	0	0	0	0	0	0	0
Other Track 1	0	0	0	0	0	0	0	0	0	0	0	0	0	0	0	0
Other Track 3	0	0	0	0	0	0	0	0	0	1	1	2	0	0	0	2
Other Track 4	0	0	0	0	0	0	0	0	0	0	0	0	7	1	8	8
Personal Injury	0	0	0	0	0	43	17	0	60	0	0	0	0	0	0	60
Prod Liability	0	0	0	0	0	0	0	0	0	3	0	3	0	0	0	3
Prof Malpractic	0	0	0	0	0	0	0	0	0	7	1	8	0	0	0	8
PIP Coverage	0	0	0	0	0	0	0	0	0	0	0	0	0	0	0	0
Real Property	0	0	0	0	0	0	0	0	0	0	0	0	0	0	0	0
Tort Other	0	0	0	0	0	2	0	0	2	0	0	0	0	0	0	2
Toxic Tort	0	0	0	0	0	0	0	0	0	0	0	0	0	0	0	0
UM/UIM Bod Inj	0	0	0	0	0	8	1	0	9	0	0	0	0	0	0	9
Total	0	0	0	0	0	169	61	0	230	25	7	32	15	4	19	281

NOTE: Some Multicounty Litigation (MCL) cases were transferred in November 2014: Atlantic to Bergen = 8,935; Atlantic to Middlesex = 4,070.

CIVIL RESOLUTION SUMMARY BY CASETYPE
JULY 2015 - JUNE 2016
BURLINGTON

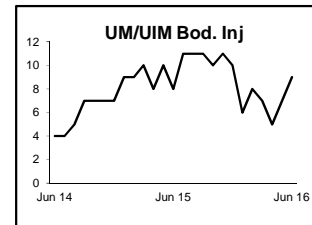
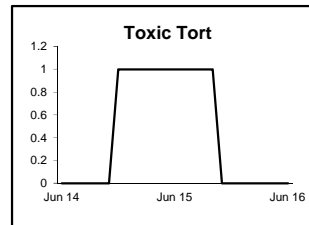
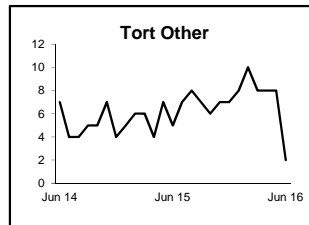
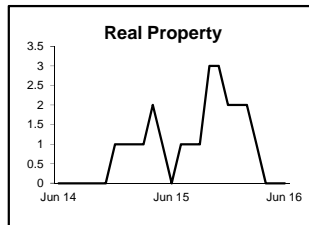
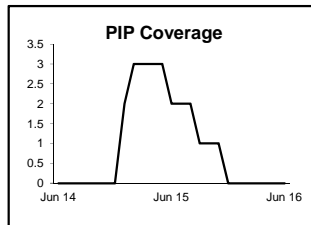
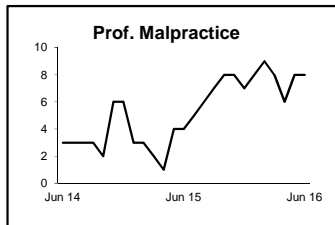
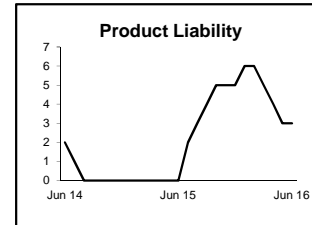
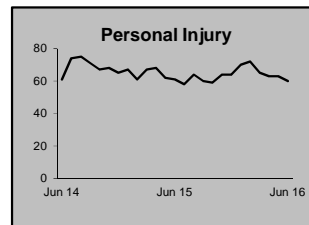
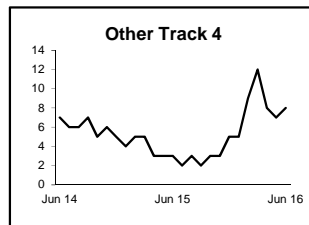
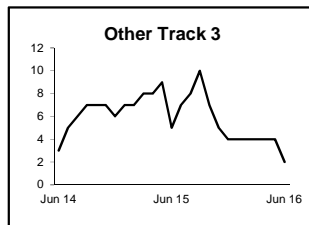
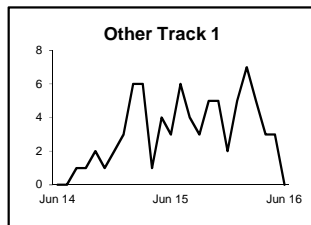
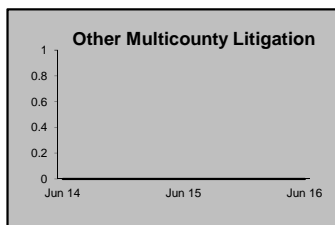
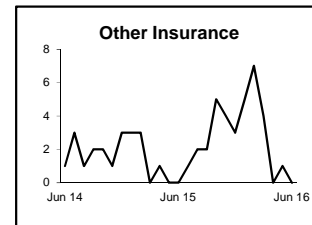
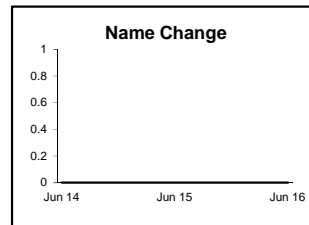
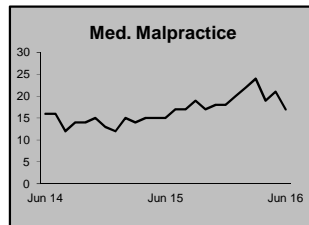
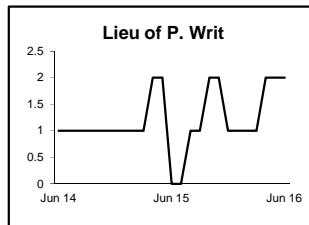
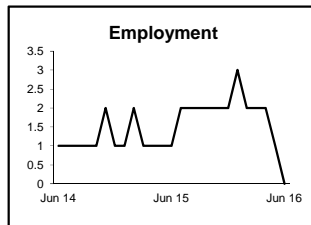
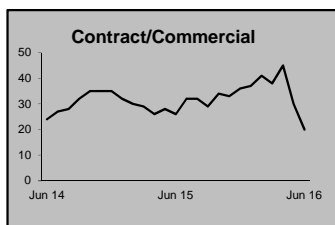
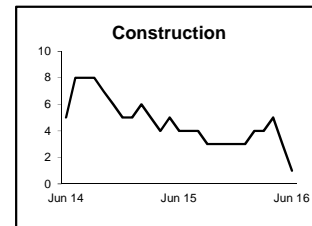
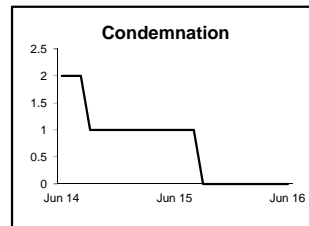
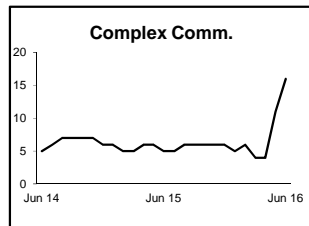
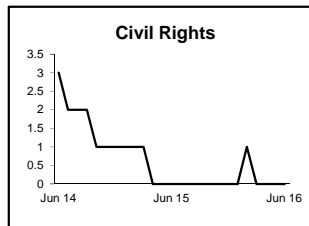
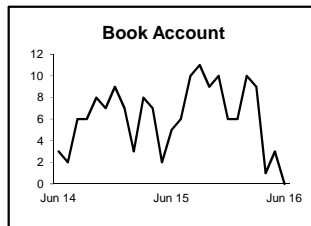
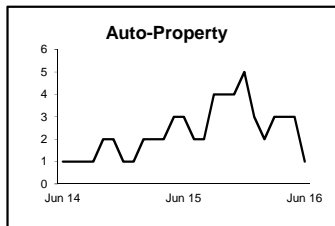
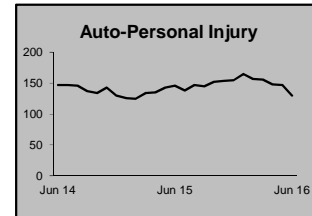
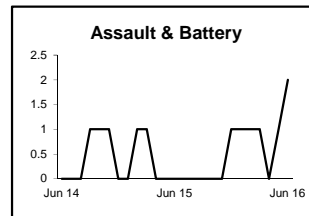
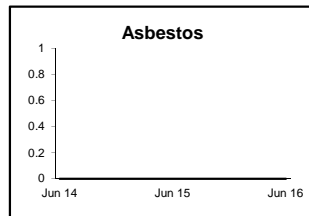
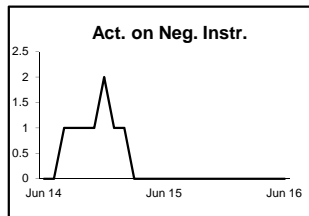
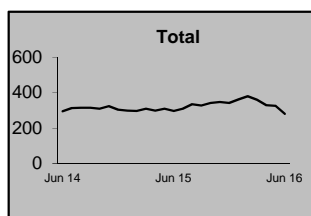
	Trial			Summary					Total	Percent resolved by					
	Jury	Nonjury	Total	Judgment	Settlement	Default Judgment	Dismiss	Other		Trial	Sum Jud	Settle	Default J	Dismiss	Other
Act on Neg Inst	0	0	0	1	4	6	4	1	16	0%	6%	25%	38%	25%	6%
Asbestos	0	0	0	0	0	0	0	0	0	0%	0%	0%	0%	0%	0%
Assault & Bat	0	0	0	0	2	1	1	0	4	0%	0%	50%	25%	25%	0%
Auto - Pers Inj	20	0	20	6	531	2	134	26	719	3%	1%	74%	0%	19%	4%
Auto - Property	2	0	2	0	8	4	8	3	25	8%	0%	32%	16%	32%	12%
Book Account	0	1	1	14	110	141	173	2	441	0%	3%	25%	32%	39%	0%
Civil Rights	0	0	0	0	4	0	5	3	12	0%	0%	33%	0%	42%	25%
Complex Commer	0	0	0	0	14	0	2	0	16	0%	0%	88%	0%	13%	0%
Condemnation	2	0	2	0	9	0	2	2	15	13%	0%	60%	0%	13%	13%
Construction	1	0	1	3	16	4	5	1	30	3%	10%	53%	13%	17%	3%
Contract/Commer	3	1	4	22	199	213	266	25	729	1%	3%	27%	29%	36%	3%
Employment	0	1	1	1	7	0	4	2	15	7%	7%	47%	0%	27%	13%
Lieu of P. Writ	0	0	0	0	10	0	5	7	22	0%	0%	45%	0%	23%	32%
Medical Malprac	2	0	2	1	26	0	13	2	44	5%	2%	59%	0%	30%	5%
Name Change	0	0	0	0	0	0	5	110	115	0%	0%	0%	0%	4%	96%
Other Insurance	1	0	1	1	14	3	5	3	27	4%	4%	52%	11%	19%	11%
Other MCL	0	0	0	0	0	0	0	0	0	0%	0%	0%	0%	0%	0%
Other Track 1	1	3	4	4	103	8	55	56	230	2%	2%	45%	3%	24%	24%
Other Track 3	1	0	1	1	74	0	17	14	107	1%	1%	69%	0%	16%	13%
Other Track 4	0	0	0	0	10	1	2	2	15	0%	0%	67%	7%	13%	13%
Personal Injury	7	0	7	8	242	3	69	24	353	2%	2%	69%	1%	20%	7%
Prod Liability	0	0	0	0	10	0	4	3	17	0%	0%	59%	0%	24%	18%
Prof Malpractic	1	0	1	2	22	0	10	3	38	3%	5%	58%	0%	26%	8%
PIP Coverage	0	0	0	0	6	0	2	1	9	0%	0%	67%	0%	22%	11%
Real Property	0	0	0	0	2	3	4	1	10	0%	0%	20%	30%	40%	10%
Tort Other	0	1	1	2	36	6	20	4	69	1%	3%	52%	9%	29%	6%
Toxic Tort	0	0	0	0	2	0	0	0	2	0%	0%	100%	0%	0%	0%
UM/UIB Bod Inj	3	0	3	0	30	0	9	2	44	7%	0%	68%	0%	20%	5%
Total	44	7	51	66	1,491	395	824	297	3,124	2%	2%	48%	13%	26%	10%



NOTE: Some Multicounty Litigation (MCL) cases were transferred in November 2014: Atlantic to Bergen = 8,935; Atlantic to Middlesex = 4,070.

CIVIL BACKLOG BY CASETYPE JUNE 2016 BURLINGTON

	Total Backlog	% chg
Jun 14	296	
Jun 15	298	1%
Jun 16	281	-6%



1) Casetypes with the state's largest backlogs are highlighted.

2) Some Multicounty Litigation (MCL) cases were transferred in November 2014: Atlantic to Bergen = 8,935; Atlantic to Middlesex = 4,070.

CIVIL CASELOAD SUMMARY BY CASETYPE
JULY 2015 - JUNE 2016
CAMDEN

	Filings			Resolutions			Clearance		Backlog			Backlog Percent		Backlog Per 100 Monthly Filings		Active Pending		
	Jul 2014 to Jun 2015	Jul 2015 to Jun 2016	percent change	Jul 2014 to Jun 2015	Jul 2015 to Jun 2016	percent change	Jul 2015 - Jun 2016		Jun 2015	Jun 2016	percent change	Jun 2015	Jun 2016	Jun 2015	Jun 2016	Jun 2015	Jun 2016	percent change
	number	percent																
Act on Neg Inst	20	37	85%	20	26	30%	-11	70%	0	1		0%	5%	0	32	11	22	100%
Asbestos	1	0	-100%	0	0	0%	0	100%	0	0	0%	0%	0%	0	0	1	0	-100%
Assault & Bat	9	8	-11%	14	9	-36%	1	113%	1	1	0%	13%	14%	133	150	8	7	-13%
Auto - Pers Inj	1,725	1,774	3%	1,860	1,705	-8%	-69	96%	254	244	-4%	13%	12%	177	165	1,983	2,057	4%
Auto - Property	45	35	-22%	27	53	96%	18	151%	0	1		0%	3%	0	34	46	29	-37%
Book Account	563	504	-10%	580	561	-3%	57	111%	3	4	33%	1%	2%	6	10	296	236	-20%
Civil Rights	39	42	8%	33	40	21%	-2	95%	3	4	33%	9%	11%	92	114	32	35	9%
Complex Comme	9	12	33%	10	16	60%	4	133%	10	4	-60%	53%	19%	1,333	400	19	21	11%
Condemnation	27	23	-15%	37	17	-54%	-6	74%	1	1	0%	14%	8%	44	52	7	13	86%
Construction	31	21	-32%	34	35	3%	14	167%	1	1	0%	3%	5%	39	57	33	21	-36%
Contract/Comme	587	457	-22%	599	520	-13%	63	114%	21	27	29%	5%	8%	43	71	418	355	-15%
Employment	24	22	-8%	29	18	-38%	-4	82%	1	3	200%	6%	14%	50	164	17	21	24%
Lieu of P. Writ	13	22	69%	16	17	6%	-5	77%	1	0	-100%	13%	0%	92	0	8	13	63%
Medical Malprac	83	99	19%	99	116	17%	17	117%	51	41	-20%	28%	25%	737	497	179	166	-7%
Name Change	172	182	6%	176	173	-2%	-9	95%	0	0	0%	0%	0%	0	0	16	24	50%
Other Insurance	72	65	-10%	63	68	8%	3	105%	4	6	50%	7%	13%	67	111	54	47	-13%
Other MCL	0	0	0%	0	0	0%	0	100%	0	0	0%	0%	0%	0	0	0	0	0%
Other Track 1	453	434	-4%	520	446	-14%	12	103%	9	9	0%	4%	4%	24	25	225	209	-7%
Other Track 3	145	154	6%	160	160	0%	6	104%	10	9	-10%	6%	5%	83	70	170	165	-3%
Other Track 4	15	31	107%	24	20	-17%	-11	65%	4	3	-25%	18%	8%	320	116	22	37	68%
Personal Injury	781	880	13%	784	795	1%	-85	90%	127	108	-15%	14%	11%	195	147	938	1,018	9%
Prod Liability	15	19	27%	22	23	5%	4	121%	6	4	-33%	23%	15%	480	253	26	26	0%
Prof Malpractic	61	60	-2%	53	60	13%	0	100%	14	11	-21%	19%	14%	275	220	73	81	11%
PIP Coverage	19	23	21%	23	18	-22%	-5	78%	1	1	0%	10%	7%	63	52	10	15	50%
Real Property	23	18	-22%	34	16	-53%	-2	89%	1	0	-100%	13%	0%	52	0	8	11	38%
Tort Other	93	114	23%	113	105	-7%	-9	92%	7	13	86%	8%	14%	90	137	87	91	5%
Toxic Tort	2	2	0%	2	3	50%	1	150%	0	0	0%	0%	0%	0	0	1	0	-100%
UM/UIIM Bod Inj	126	162	29%	122	141	16%	-21	87%	24	17	-29%	16%	9%	229	126	153	179	17%
Total	5,153	5,200	1%	5,454	5,161	-5%	-39	99%	554	513	-7%	11%	10%	129	118	4,841	4,899	1%

NOTE: Some Multicounty Litigation (MCL) cases were transferred in November 2014: Atlantic to Bergen = 8,935; Atlantic to Middlesex = 4,070.

CIVIL BACKLOG SUMMARY BY CASETYPE

JUNE 2016

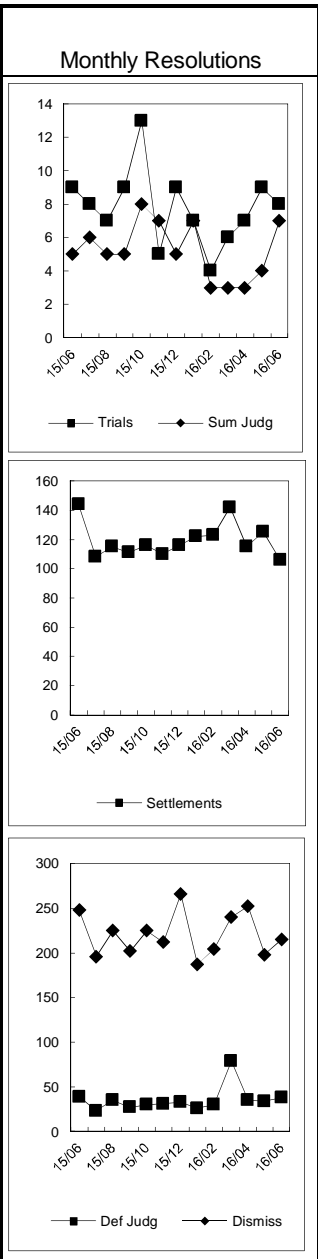
CAMDEN

	Cases in Backlog															
	Track 1					Track 2				Track 3			Track 4			Total Backlog
	12 to 18 months	18 to 24 months	24 to 36 months	over 36 months	Total Track 1	18 to 24 months	24 to 36 months	over 36 months	Total Track 2	24 to 36 months	over 36 months	Total Track 3	24 to 36 months	over 36 months	Total Track 4	
Act on Neg Inst	1	0	0	0	1	0	0	0	0	0	0	0	0	0	0	1
Asbestos	0	0	0	0	0	0	0	0	0	0	0	0	0	0	0	0
Assault & Bat	0	0	0	0	0	0	0	0	0	1	0	1	0	0	0	1
Auto - Pers Inj	0	0	0	0	0	185	58	1	244	0	0	0	0	0	0	244
Auto - Property	0	0	0	0	0	1	0	0	1	0	0	0	0	0	0	1
Book Account	4	0	0	0	4	0	0	0	0	0	0	0	0	0	0	4
Civil Rights	0	0	0	0	0	0	0	0	0	3	1	4	0	0	0	4
Complex Comme	0	0	0	0	0	0	0	0	0	0	0	0	1	3	4	4
Condemnation	0	0	0	0	0	0	0	0	0	1	0	1	0	0	0	1
Construction	0	0	0	0	0	1	0	0	1	0	0	0	0	0	0	1
Contract/Comme	0	0	0	0	0	17	6	2	25	1	1	2	0	0	0	27
Employment	0	0	0	0	0	2	0	0	2	1	0	1	0	0	0	3
Lieu of P. Writ	0	0	0	0	0	0	0	0	0	0	0	0	0	0	0	0
Medical Malprac	0	0	0	0	0	0	0	0	0	30	11	41	0	0	0	41
Name Change	0	0	0	0	0	0	0	0	0	0	0	0	0	0	0	0
Other Insurance	4	1	1	0	6	0	0	0	0	0	0	0	0	0	0	6
Other MCL	0	0	0	0	0	0	0	0	0	0	0	0	0	0	0	0
Other Track 1	7	1	0	0	8	1	0	0	1	0	0	0	0	0	0	9
Other Track 3	0	0	0	0	0	0	0	0	0	7	2	9	0	0	0	9
Other Track 4	0	0	0	0	0	0	0	0	0	0	0	0	2	1	3	3
Personal Injury	0	0	0	0	0	75	26	3	104	3	1	4	0	0	0	108
Prod Liability	0	0	0	0	0	1	0	0	1	2	1	3	0	0	0	4
Prof Malpractic	0	0	0	0	0	0	0	0	0	5	6	11	0	0	0	11
PIP Coverage	0	1	0	0	1	0	0	0	0	0	0	0	0	0	0	1
Real Property	0	0	0	0	0	0	0	0	0	0	0	0	0	0	0	0
Tort Other	0	0	0	0	0	6	7	0	13	0	0	0	0	0	0	13
Toxic Tort	0	0	0	0	0	0	0	0	0	0	0	0	0	0	0	0
UM/UIM Bod Inj	0	0	0	0	0	14	3	0	17	0	0	0	0	0	0	17
Total	16	3	1	0	20	303	100	6	409	54	23	77	3	4	7	513

NOTE: Some Multicounty Litigation (MCL) cases were transferred in November 2014: Atlantic to Bergen = 8,935; Atlantic to Middlesex = 4,070.

CIVIL RESOLUTION SUMMARY BY CASETYPE
JULY 2015 - JUNE 2016
CAMDEN

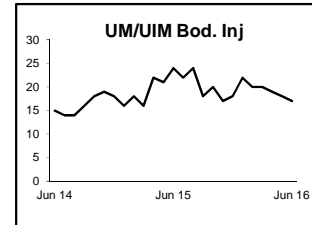
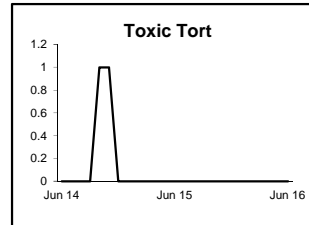
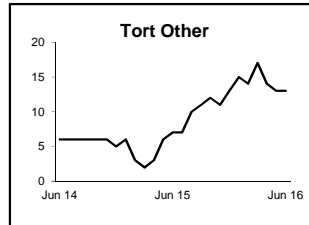
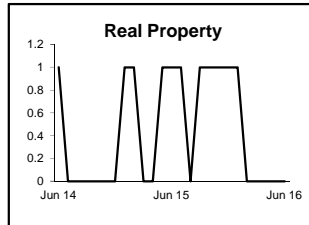
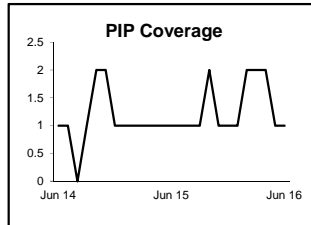
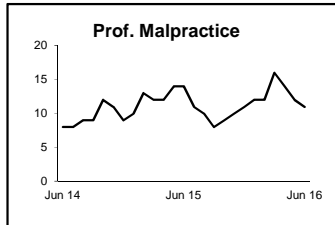
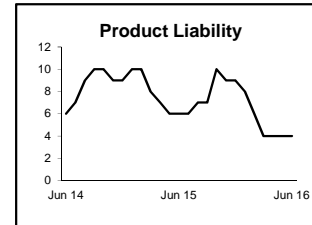
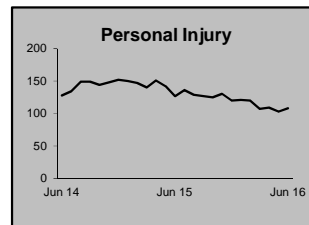
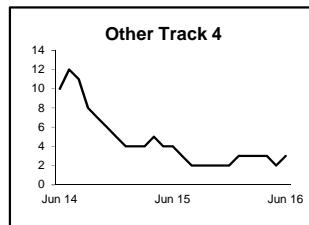
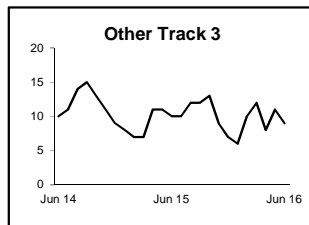
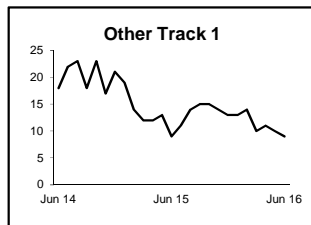
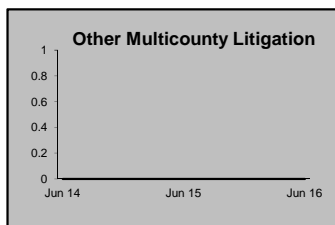
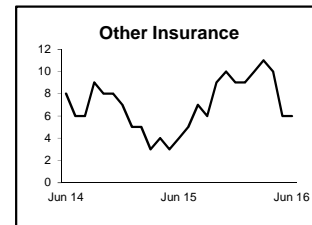
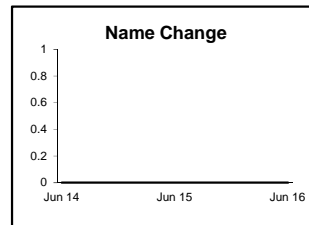
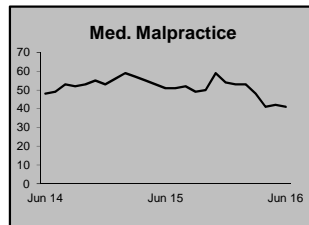
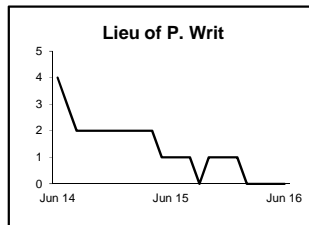
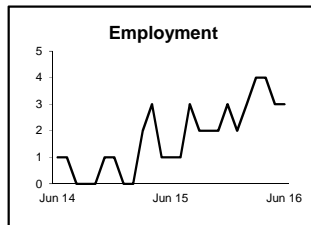
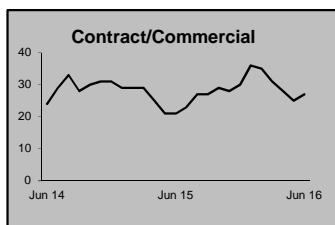
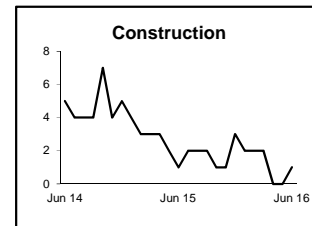
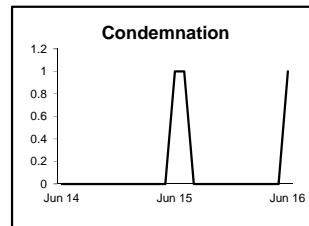
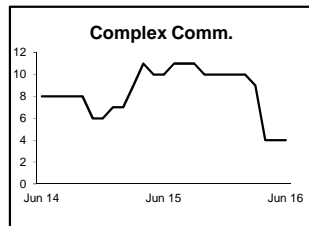
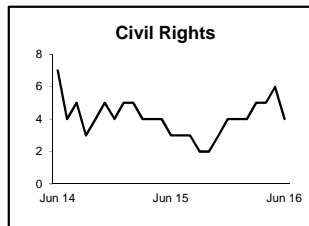
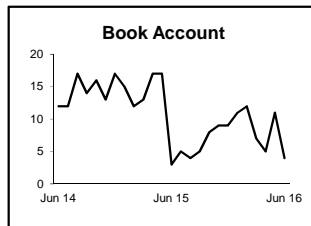
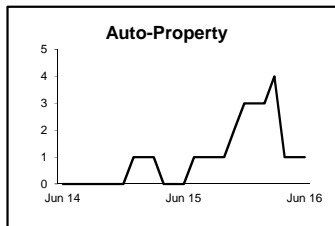
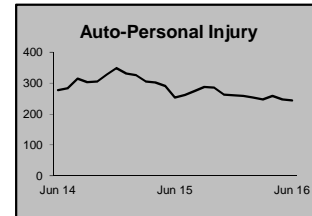
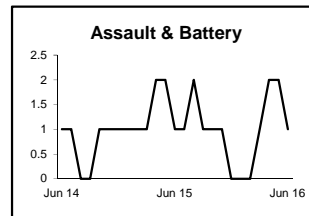
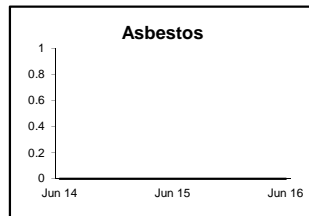
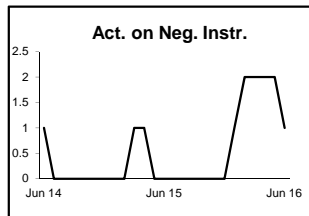
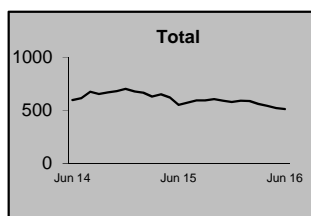
	Trial			Summary					Total	Percent resolved by					
	Jury	Nonjury	Total	Judgment	Settlement	Default Judgment	Dismiss	Other		Trial	Sum Jud	Settle	Default J	Dismiss	Other
Act on Neg Inst	0	0	0	3	5	6	12	0	26	0%	12%	19%	23%	46%	0%
Asbestos	0	0	0	0	0	0	0	0	0	0%	0%	0%	0%	0%	0%
Assault & Bat	0	0	0	0	4	1	4	0	9	0%	0%	44%	11%	44%	0%
Auto - Pers Inj	47	1	48	6	534	13	1,029	75	1,705	3%	0%	31%	1%	60%	4%
Auto - Property	0	0	0	3	13	4	31	2	53	0%	6%	25%	8%	58%	4%
Book Account	0	1	1	11	76	218	246	9	561	0%	2%	14%	39%	44%	2%
Civil Rights	1	0	1	0	9	0	24	6	40	3%	0%	23%	0%	60%	15%
Complex Commer	1	0	1	0	7	0	5	3	16	6%	0%	44%	0%	31%	19%
Condemnation	1	0	1	1	1	0	0	14	17	6%	6%	6%	0%	0%	82%
Construction	0	3	3	0	9	3	17	3	35	9%	0%	26%	9%	49%	9%
Contract/Commer	0	7	7	22	68	118	277	28	520	1%	4%	13%	23%	53%	5%
Employment	0	0	0	0	4	0	11	3	18	0%	0%	22%	0%	61%	17%
Lieu of P. Writ	0	0	0	0	4	0	11	2	17	0%	0%	24%	0%	65%	12%
Medical Malprac	5	0	5	0	54	0	53	4	116	4%	0%	47%	0%	46%	3%
Name Change	0	0	0	0	0	0	9	164	173	0%	0%	0%	0%	5%	95%
Other Insurance	0	0	0	2	11	4	39	12	68	0%	3%	16%	6%	57%	18%
Other MCL	0	0	0	0	0	0	0	0	0	0%	0%	0%	0%	0%	0%
Other Track 1	0	1	1	5	136	11	162	131	446	0%	1%	30%	2%	36%	29%
Other Track 3	3	0	3	1	52	2	79	23	160	2%	1%	33%	1%	49%	14%
Other Track 4	0	0	0	1	7	3	9	0	20	0%	5%	35%	15%	45%	0%
Personal Injury	8	2	10	8	313	19	392	53	795	1%	1%	39%	2%	49%	7%
Prod Liability	1	0	1	0	8	0	13	1	23	4%	0%	35%	0%	57%	4%
Prof Malpractic	0	1	1	0	22	3	31	3	60	2%	0%	37%	5%	52%	5%
PIP Coverage	0	0	0	0	4	1	13	0	18	0%	0%	22%	6%	72%	0%
Real Property	0	0	0	0	5	2	7	2	16	0%	0%	31%	13%	44%	13%
Tort Other	1	0	1	0	24	11	60	9	105	1%	0%	23%	10%	57%	9%
Toxic Tort	0	0	0	0	1	0	2	0	3	0%	0%	33%	0%	67%	0%
UM/UIB Bod Inj	8	0	8	0	38	2	86	7	141	6%	0%	27%	1%	61%	5%
Total	76	16	92	63	1,409	421	2,622	554	5,161	2%	1%	27%	8%	51%	11%



NOTE: Some Multicounty Litigation (MCL) cases were transferred in November 2014: Atlantic to Bergen = 8,935; Atlantic to Middlesex = 4,070.

**CIVIL BACKLOG BY CASETYPE
JUNE 2016
CAMDEN**

	Total	Backlog	% chg
Jun 14		600	
Jun 15		554	-8%
Jun 16		513	-7%



1) Casetypes with the state's largest backlogs are highlighted.

2) Some Multicounty Litigation (MCL) cases were transferred in November 2014: Atlantic to Bergen = 8,935; Atlantic to Middlesex = 4,070.

CIVIL CASELOAD SUMMARY BY CASETYPE
JULY 2015 - JUNE 2016
CAPE MAY

	Filings			Resolutions			Clearance		Backlog			Backlog Percent		Backlog Per 100 Monthly Filings		Active Pending		
	Jul 2014 to Jun 2015	Jul 2015 to Jun 2016	percent change	Jul 2014 to Jun 2015	Jul 2015 to Jun 2016	percent change	Jul 2015 - Jun 2016		Jun 2015	Jun 2016	percent change	Jun 2015	Jun 2016	Jun 2015	Jun 2016	Jun 2015	Jun 2016	percent change
	number	percent																
Act on Neg Inst	5	1	-80%	3	3	0%	2	300%	0	0	0%	0%	0%	0	0	2	0	-100%
Asbestos	0	0	0%	0	0	0%	0	100%	0	0	0%	0%	0%	0	0	0	0	0%
Assault & Bat	3	2	-33%	0	2		0	100%	0	0	0%	0%	0%	0	0	4	4	0%
Auto - Pers Inj	91	88	-3%	92	93	1%	5	106%	14	15	7%	13%	14%	185	205	108	104	-4%
Auto - Property	7	6	-14%	3	7	133%	1	117%	0	0	0%	0%	0%	0	0	6	5	-17%
Book Account	77	67	-13%	108	65	-40%	-2	97%	7	1	-86%	23%	3%	109	18	30	32	7%
Civil Rights	14	15	7%	9	13	44%	-2	87%	3	5	67%	27%	38%	257	400	11	13	18%
Complex Comme	0	0	0%	0	1		1	100%	1	0	-100%	50%	0%	0	0	2	1	-50%
Condemnation	0	2		5	4	-20%	2	200%	4	0	-100%	100%	0%	0	0	4	2	-50%
Construction	16	8	-50%	7	18	157%	10	225%	4	2	-50%	20%	25%	300	300	20	8	-60%
Contract/Comme	101	90	-11%	101	106	5%	16	118%	9	8	-11%	12%	13%	107	107	77	61	-21%
Employment	3	1	-67%	7	2	-71%	1	200%	0	0	0%	0%	0%	0	0	2	1	-50%
Lieu of P. Writ	21	22	5%	21	19	-10%	-3	86%	2	3	50%	13%	16%	114	164	16	19	19%
Medical Malprac	7	10	43%	8	8	0%	-2	80%	5	3	-40%	45%	21%	857	360	11	14	27%
Name Change	32	24	-25%	33	26	-21%	2	108%	0	0	0%	0%	0%	0	0	6	4	-33%
Other Insurance	20	14	-30%	27	14	-48%	0	100%	4	3	-25%	36%	27%	240	257	11	11	0%
Other MCL	0	0	0%	0	0	0%	0	100%	0	0	0%	0%	0%	0	0	0	0	0%
Other Track 1	94	71	-24%	65	76	17%	5	107%	2	4	100%	5%	12%	26	68	43	34	-21%
Other Track 3	27	20	-26%	21	14	-33%	-6	70%	6	8	33%	21%	23%	267	480	29	35	21%
Other Track 4	2	17	750%	2	6	200%	-11	35%	5	2	-60%	71%	11%	3,000	141	7	18	157%
Personal Injury	102	102	0%	99	103	4%	1	101%	20	11	-45%	17%	9%	235	129	118	116	-2%
Prod Liability	3	6	100%	3	2	-33%	-4	33%	0	0	0%	0%	0%	0	0	3	7	133%
Prof Malpractic	4	8	100%	6	6	0%	-2	75%	0	2		0%	18%	0	300	6	11	83%
PIP Coverage	1	1	0%	1	1	0%	0	100%	0	0	0%	0%	0%	0	0	0	0	0%
Real Property	10	8	-20%	6	8	33%	0	100%	1	2	100%	14%	29%	120	300	7	7	0%
Tort Other	24	33	38%	22	23	5%	-10	70%	2	2	0%	12%	7%	100	73	17	28	65%
Toxic Tort	0	0	0%	0	0	0%	0	100%	0	0	0%	0%	0%	0	0	0	0	0%
UM/UIB Bod Inj	6	6	0%	8	2	-75%	-4	33%	0	1		0%	10%	0	200	4	10	150%
Total	670	622	-7%	657	622	-5%	0	100%	89	72	-19%	16%	13%	159	139	544	545	0%

NOTE: Some Multicounty Litigation (MCL) cases were transferred in November 2014: Atlantic to Bergen = 8,935; Atlantic to Middlesex = 4,070.

CIVIL BACKLOG SUMMARY BY CASETYPE

JUNE 2016

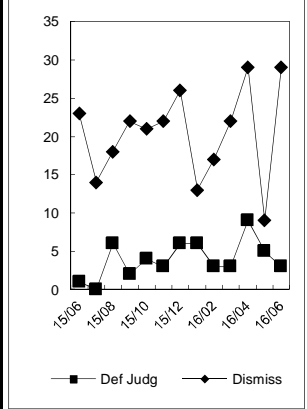
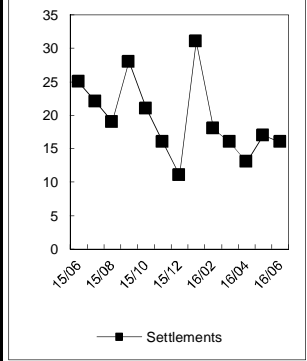
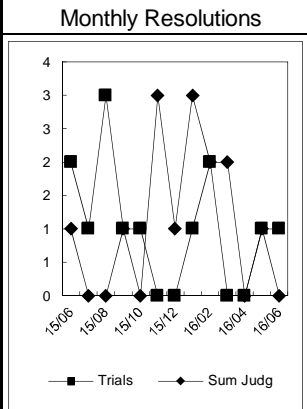
CAPE MAY

	Cases in Backlog															
	Track 1					Track 2				Track 3			Track 4			Total Backlog
	12 to 18 months	18 to 24 months	24 to 36 months	over 36 months	Total Track 1	18 to 24 months	24 to 36 months	over 36 months	Total Track 2	24 to 36 months	over 36 months	Total Track 3	24 to 36 months	over 36 months	Total Track 4	
Act on Neg Inst	0	0	0	0	0	0	0	0	0	0	0	0	0	0	0	0
Asbestos	0	0	0	0	0	0	0	0	0	0	0	0	0	0	0	0
Assault & Bat	0	0	0	0	0	0	0	0	0	0	0	0	0	0	0	0
Auto - Pers Inj	0	0	0	0	0	12	2	1	15	0	0	0	0	0	0	15
Auto - Property	0	0	0	0	0	0	0	0	0	0	0	0	0	0	0	0
Book Account	1	0	0	0	1	0	0	0	0	0	0	0	0	0	0	1
Civil Rights	0	0	0	0	0	0	0	0	0	2	3	5	0	0	0	5
Complex Comme	0	0	0	0	0	0	0	0	0	0	0	0	0	0	0	0
Condemnation	0	0	0	0	0	0	0	0	0	0	0	0	0	0	0	0
Construction	0	0	0	0	0	2	0	0	2	0	0	0	0	0	0	2
Contract/Comme	0	0	0	0	0	4	1	3	8	0	0	0	0	0	0	8
Employment	0	0	0	0	0	0	0	0	0	0	0	0	0	0	0	0
Lieu of P. Writ	0	0	0	0	0	0	0	0	0	0	0	0	1	2	3	3
Medical Malprac	0	0	0	0	0	0	0	0	0	1	2	3	0	0	0	3
Name Change	0	0	0	0	0	0	0	0	0	0	0	0	0	0	0	0
Other Insurance	2	1	0	0	3	0	0	0	0	0	0	0	0	0	0	3
Other MCL	0	0	0	0	0	0	0	0	0	0	0	0	0	0	0	0
Other Track 1	3	1	0	0	4	0	0	0	0	0	0	0	0	0	0	4
Other Track 3	0	0	0	0	0	0	0	0	0	4	4	8	0	0	0	8
Other Track 4	0	0	0	0	0	0	0	0	0	0	0	0	0	2	2	2
Personal Injury	0	0	0	0	0	6	4	1	11	0	0	0	0	0	0	11
Prod Liability	0	0	0	0	0	0	0	0	0	0	0	0	0	0	0	0
Prof Malpractic	0	0	0	0	0	0	0	0	0	2	0	2	0	0	0	2
PIP Coverage	0	0	0	0	0	0	0	0	0	0	0	0	0	0	0	0
Real Property	0	1	1	0	2	0	0	0	0	0	0	0	0	0	0	2
Tort Other	0	0	0	0	0	1	0	1	2	0	0	0	0	0	0	2
Toxic Tort	0	0	0	0	0	0	0	0	0	0	0	0	0	0	0	0
UM/UIM Bod Inj	0	0	0	0	0	1	0	0	1	0	0	0	0	0	0	1
Total	6	3	1	0	10	26	7	6	39	9	9	18	1	4	5	72

NOTE: Some Multicounty Litigation (MCL) cases were transferred in November 2014: Atlantic to Bergen = 8,935; Atlantic to Middlesex = 4,070.

CIVIL RESOLUTION SUMMARY BY CASETYPE
JULY 2015 - JUNE 2016
CAPE MAY

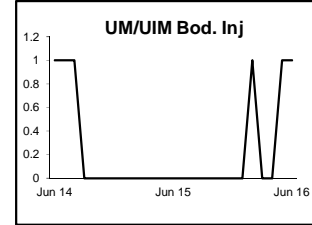
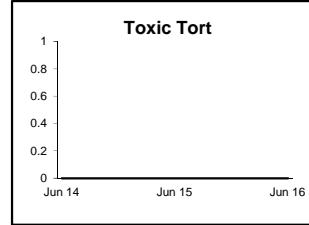
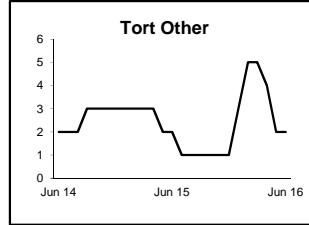
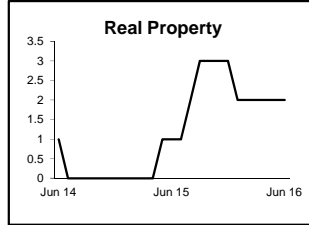
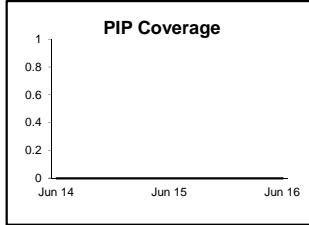
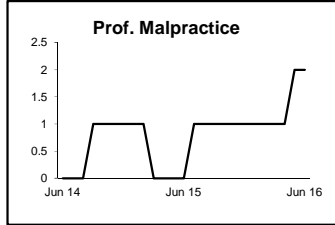
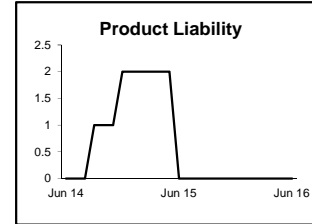
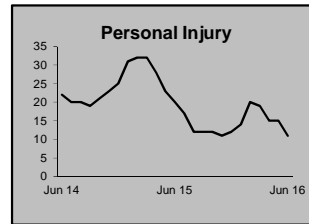
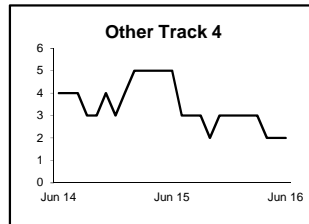
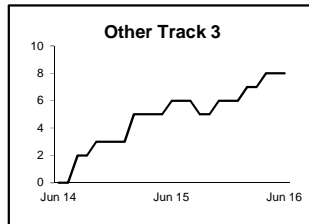
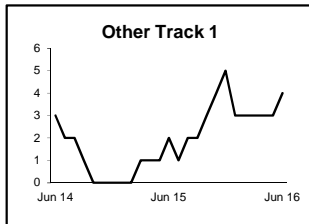
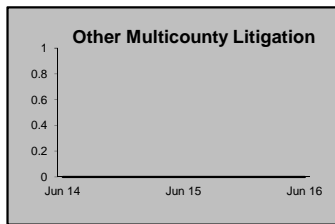
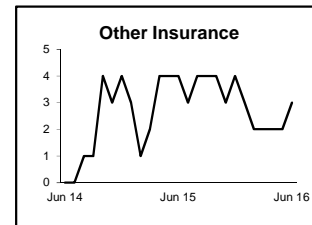
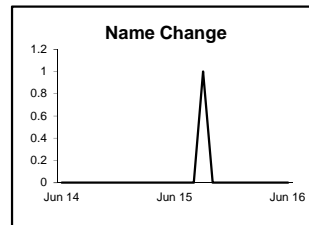
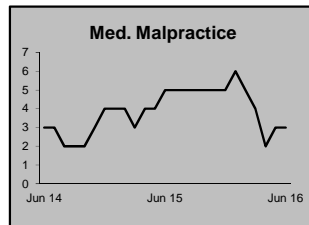
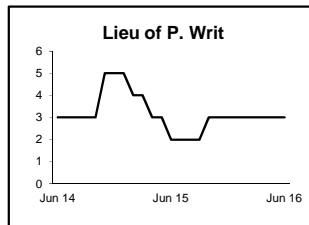
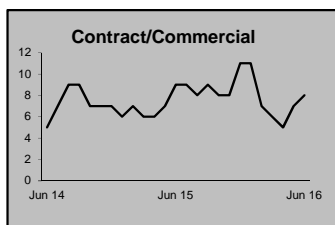
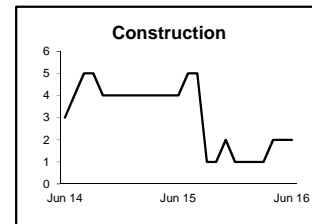
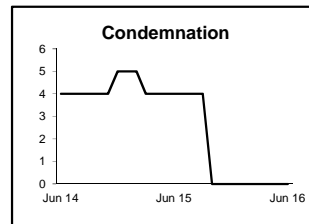
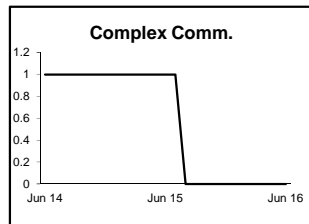
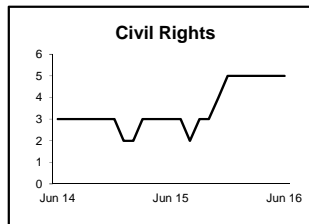
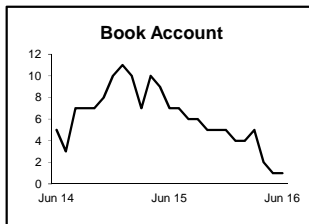
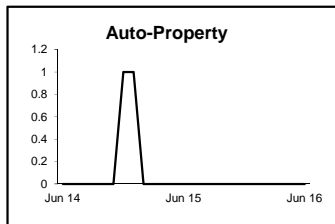
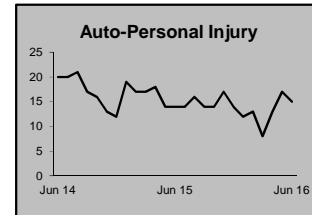
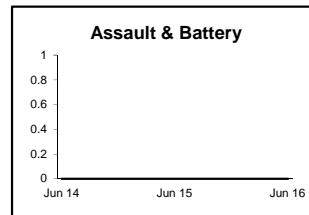
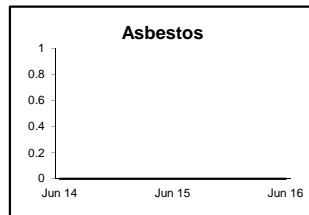
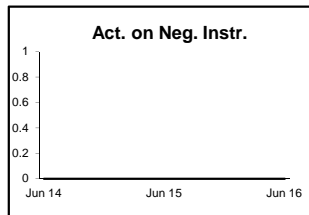
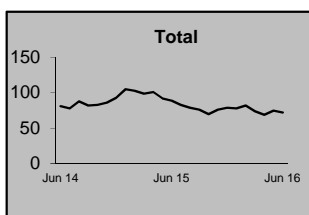
	Trial			Summary					Total	Percent resolved by						Monthly Resolutions
	Jury	Nonjury	Total	Judgment	Settlement	Default Judgment	Dismiss	Other		Trial	Sum Jud	Settle	Default J	Dismiss	Other	
Act on Neg Inst	0	0	0	0	1	1	1	0	3	0%	0%	33%	33%	33%	0%	
Asbestos	0	0	0	0	0	0	0	0	0	0%	0%	0%	0%	0%	0%	
Assault & Bat	0	0	0	0	0	0	1	1	2	0%	0%	0%	0%	50%	50%	
Auto - Pers Inj	3	0	3	1	36	0	48	5	93	3%	1%	39%	0%	52%	5%	
Auto - Property	0	0	0	0	1	3	3	0	7	0%	0%	14%	43%	43%	0%	
Book Account	0	0	0	2	13	18	31	1	65	0%	3%	20%	28%	48%	2%	
Civil Rights	0	0	0	0	1	0	10	2	13	0%	0%	8%	0%	77%	15%	
Complex Commer	1	0	1	0	0	0	0	0	1	100%	0%	0%	0%	0%	0%	
Condemnation	0	0	0	0	4	0	0	0	4	0%	0%	100%	0%	0%	0%	
Construction	0	0	0	0	11	1	6	0	18	0%	0%	61%	6%	33%	0%	
Contract/Commer	1	6	7	7	35	18	33	6	106	7%	7%	33%	17%	31%	6%	
Employment	0	0	0	0	1	0	1	0	2	0%	0%	50%	0%	50%	0%	
Lieu of P. Writ	0	0	0	0	1	0	10	8	19	0%	0%	5%	0%	53%	42%	
Medical Malprac	0	0	0	0	5	0	3	0	8	0%	0%	63%	0%	38%	0%	
Name Change	0	0	0	0	0	0	4	22	26	0%	0%	0%	0%	15%	85%	
Other Insurance	0	0	0	1	9	1	2	1	14	0%	7%	64%	7%	14%	7%	
Other MCL	0	0	0	0	0	0	0	0	0	0%	0%	0%	0%	0%	0%	
Other Track 1	0	0	0	1	31	5	17	22	76	0%	1%	41%	7%	22%	29%	
Other Track 3	0	0	0	0	10	0	3	1	14	0%	0%	71%	0%	21%	7%	
Other Track 4	0	0	0	0	4	1	1	0	6	0%	0%	67%	17%	17%	0%	
Personal Injury	0	0	0	1	47	0	50	5	103	0%	1%	46%	0%	49%	5%	
Prod Liability	0	0	0	0	0	0	2	0	2	0%	0%	0%	0%	100%	0%	
Prof Malpractic	0	0	0	0	2	0	4	0	6	0%	0%	33%	0%	67%	0%	
PIP Coverage	0	0	0	0	0	0	1	0	1	0%	0%	0%	0%	100%	0%	
Real Property	0	0	0	0	5	0	2	1	8	0%	0%	63%	0%	25%	13%	
Tort Other	0	0	0	0	10	2	8	3	23	0%	0%	43%	9%	35%	13%	
Toxic Tort	0	0	0	0	0	0	0	0	0	0%	0%	0%	0%	0%	0%	
UM/UIB Bod Inj	0	0	0	0	1	0	1	0	2	0%	0%	50%	0%	50%	0%	
Total	5	6	11	13	228	50	242	78	622	2%	2%	37%	8%	39%	13%	



NOTE: Some Multicounty Litigation (MCL) cases were transferred in November 2014: Atlantic to Bergen = 8,935; Atlantic to Middlesex = 4,070.

**CIVIL BACKLOG BY CASETYPE
JUNE 2016
CAPE MAY**

	Total	Backlog	% chg
Jun 14		81	
Jun 15		89	10%
Jun 16		72	-19%



1) Casetypes with the state's largest backlogs are highlighted.

2) Some Multicounty Litigation (MCL) cases were transferred in November 2014: Atlantic to Bergen = 8,935; Atlantic to Middlesex = 4,070.

CIVIL CASELOAD SUMMARY BY CASETYPE
JULY 2015 - JUNE 2016
CUMBERLAND

	Filings			Resolutions			Clearance		Backlog			Backlog Percent		Backlog Per 100 Monthly Filings		Active Pending		
	Jul 2014 to Jun 2015	Jul 2015 to Jun 2016	percent change	Jul 2014 to Jun 2015	Jul 2015 to Jun 2016	percent change	Jul 2015 - Jun 2016		Jun 2015	Jun 2016	percent change	Jun 2015	Jun 2016	Jun 2015	Jun 2016	Jun 2015	Jun 2016	percent change
	number	percent																
Act on Neg Inst	0	5		2	3	50%	-2	60%	1	0	-100%	100%	0%	0	0	1	3	200%
Asbestos	0	0	0%	0	0	0%	0	100%	0	0	0%	0%	0%	0	0	0	0	0%
Assault & Bat	2	2	0%	3	3	0%	1	150%	1	1	0%	33%	50%	600	600	3	2	-33%
Auto - Pers Inj	324	308	-5%	327	335	2%	27	109%	77	90	17%	18%	23%	285	351	425	399	-6%
Auto - Property	11	7	-36%	7	13	86%	6	186%	2	0	-100%	18%	0%	218	0	11	5	-55%
Book Account	122	100	-18%	131	118	-10%	18	118%	2	3	50%	3%	8%	20	36	58	40	-31%
Civil Rights	14	10	-29%	12	10	-17%	0	100%	1	4	300%	10%	40%	86	480	10	10	0%
Complex Comme	3	0	-100%	5	0	-100%	0	100%	0	0	0%	0%	0%	0	0	2	2	0%
Condemnation	1	1	0%	0	1		0	100%	0	0	0%	0%	0%	0	0	1	1	0%
Construction	6	2	-67%	5	8	60%	6	400%	3	4	33%	25%	67%	600	2,400	12	6	-50%
Contract/Comme	122	83	-32%	120	87	-28%	4	105%	4	10	150%	6%	16%	39	145	68	63	-7%
Employment	6	7	17%	4	7	75%	0	100%	2	0	-100%	29%	0%	400	0	7	6	-14%
Lieu of P. Writ	7	12	71%	2	17	750%	5	142%	1	0	-100%	10%	0%	171	0	10	5	-50%
Medical Malprac	41	12	-71%	47	20	-57%	8	167%	12	14	17%	29%	42%	351	1,400	42	33	-21%
Name Change	48	62	29%	55	58	5%	-4	94%	0	0	0%	0%	0%	0	0	5	9	80%
Other Insurance	14	14	0%	13	11	-15%	-3	79%	0	3		0%	25%	0	257	9	12	33%
Other MCL	1	1	0%	1	0	-100%	-1	0%	0	0	0%	0%	0%	0	0	0	1	
Other Track 1	81	91	12%	94	76	-19%	-15	84%	4	8	100%	11%	16%	59	105	35	50	43%
Other Track 3	36	31	-14%	29	40	38%	9	129%	9	7	-22%	17%	16%	300	271	52	44	-15%
Other Track 4	4	3	-25%	3	5	67%	2	167%	2	2	0%	29%	40%	600	800	7	5	-29%
Personal Injury	143	144	1%	164	148	-10%	4	103%	40	24	-40%	22%	14%	336	200	179	175	-2%
Prod Liability	5	2	-60%	9	3	-67%	1	150%	2	1	-50%	33%	17%	480	600	6	6	0%
Prof Malpractic	8	6	-25%	9	5	-44%	-1	83%	2	1	-50%	22%	9%	300	200	9	11	22%
PIP Coverage	4	11	175%	4	4	0%	-7	36%	1	0	-100%	50%	0%	300	0	2	8	300%
Real Property	6	11	83%	10	9	-10%	-2	82%	0	1		0%	20%	0	109	3	5	67%
Tort Other	31	33	6%	28	38	36%	5	115%	6	2	-67%	22%	9%	232	73	27	22	-19%
Toxic Tort	0	0	0%	0	0	0%	0	100%	1	1	0%	100%	100%			1	1	0%
UM/UIIM Bod Inj	21	20	-5%	17	21	24%	1	105%	7	4	-43%	27%	15%	400	240	26	26	0%
Total	1,061	978	-8%	1,101	1,040	-6%	62	106%	180	180	0%	18%	19%	204	221	1,011	950	-6%

NOTE: Some Multicounty Litigation (MCL) cases were transferred in November 2014: Atlantic to Bergen = 8,935; Atlantic to Middlesex = 4,070.

CIVIL BACKLOG SUMMARY BY CASETYPE

JUNE 2016

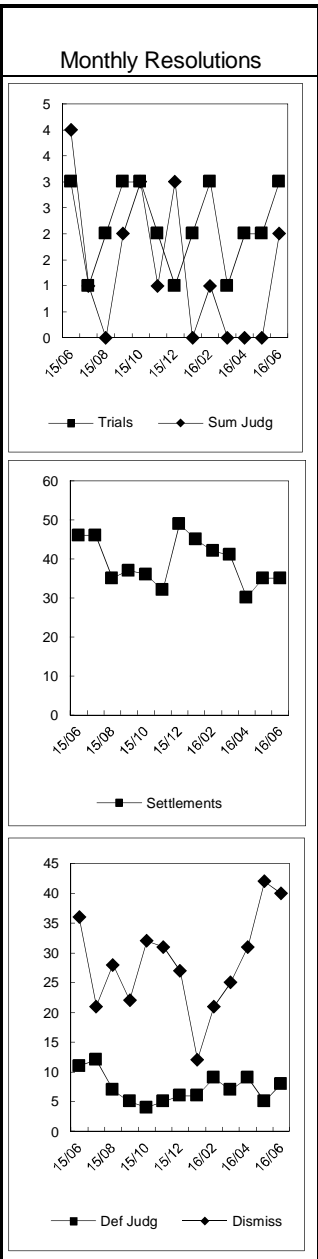
CUMBERLAND

	Cases in Backlog															
	Track 1					Track 2				Track 3			Track 4			Total Backlog
	12 to 18 months	18 to 24 months	24 to 36 months	over 36 months	Total Track 1	18 to 24 months	24 to 36 months	over 36 months	Total Track 2	24 to 36 months	over 36 months	Total Track 3	24 to 36 months	over 36 months	Total Track 4	
Act on Neg Inst	0	0	0	0	0	0	0	0	0	0	0	0	0	0	0	0
Asbestos	0	0	0	0	0	0	0	0	0	0	0	0	0	0	0	0
Assault & Bat	0	0	0	0	0	0	0	0	0	1	0	1	0	0	0	1
Auto - Pers Inj	0	0	0	0	0	54	31	4	89	0	0	0	0	1	1	90
Auto - Property	0	0	0	0	0	0	0	0	0	0	0	0	0	0	0	0
Book Account	3	0	0	0	3	0	0	0	0	0	0	0	0	0	0	3
Civil Rights	0	0	0	0	0	0	0	0	0	2	2	4	0	0	0	4
Complex Comme	0	0	0	0	0	0	0	0	0	0	0	0	0	0	0	0
Condemnation	0	0	0	0	0	0	0	0	0	0	0	0	0	0	0	0
Construction	0	0	0	0	0	2	1	1	4	0	0	0	0	0	0	4
Contract/Comme	0	0	0	0	0	7	3	0	10	0	0	0	0	0	0	10
Employment	0	0	0	0	0	0	0	0	0	0	0	0	0	0	0	0
Lieu of P. Writ	0	0	0	0	0	0	0	0	0	0	0	0	0	0	0	0
Medical Malprac	0	0	0	0	0	0	0	0	0	11	3	14	0	0	0	14
Name Change	0	0	0	0	0	0	0	0	0	0	0	0	0	0	0	0
Other Insurance	3	0	0	0	3	0	0	0	0	0	0	0	0	0	0	3
Other MCL	0	0	0	0	0	0	0	0	0	0	0	0	0	0	0	0
Other Track 1	5	2	0	1	8	0	0	0	0	0	0	0	0	0	0	8
Other Track 3	0	0	0	0	0	0	0	0	0	4	3	7	0	0	0	7
Other Track 4	0	0	0	0	0	0	0	0	0	0	0	0	1	1	2	2
Personal Injury	0	0	0	0	0	16	6	2	24	0	0	0	0	0	0	24
Prod Liability	0	0	0	0	0	0	0	0	0	0	1	1	0	0	0	1
Prof Malpractic	0	0	0	0	0	0	0	0	0	0	1	1	0	0	0	1
PIP Coverage	0	0	0	0	0	0	0	0	0	0	0	0	0	0	0	0
Real Property	0	1	0	0	1	0	0	0	0	0	0	0	0	0	0	1
Tort Other	0	0	0	0	0	0	0	2	2	0	0	0	0	0	0	2
Toxic Tort	0	0	0	0	0	0	0	0	0	0	1	1	0	0	0	1
UM/UIM Bod Inj	0	0	0	0	0	3	1	0	4	0	0	0	0	0	0	4
Total	11	3	0	1	15	82	42	9	133	18	11	29	1	2	3	180

NOTE: Some Multicounty Litigation (MCL) cases were transferred in November 2014: Atlantic to Bergen = 8,935; Atlantic to Middlesex = 4,070.

CIVIL RESOLUTION SUMMARY BY CASETYPE
JULY 2015 - JUNE 2016
CUMBERLAND

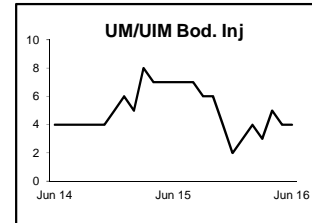
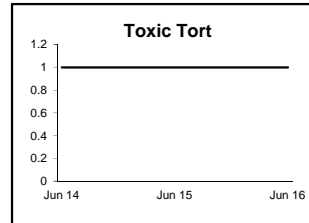
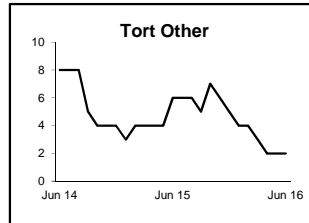
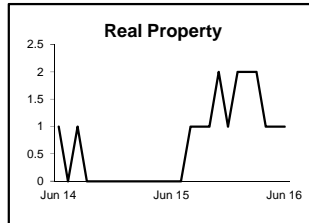
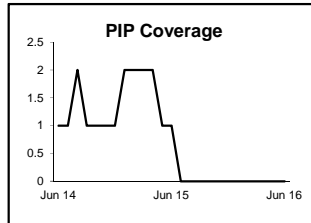
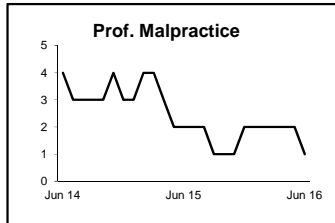
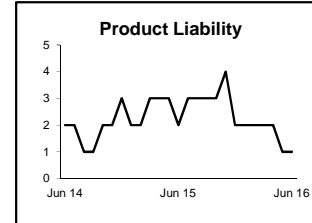
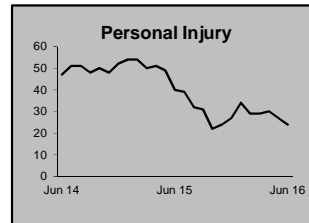
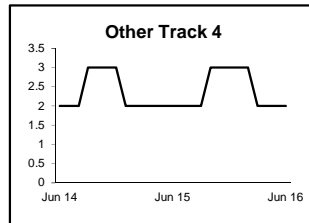
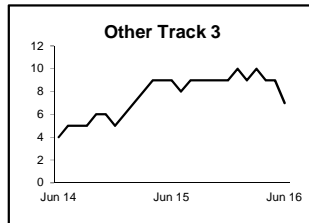
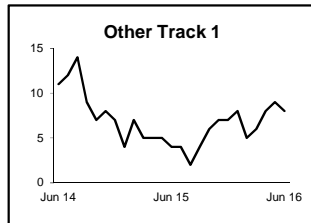
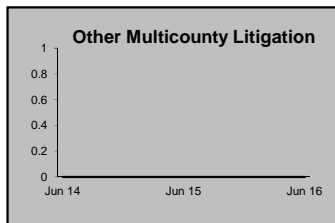
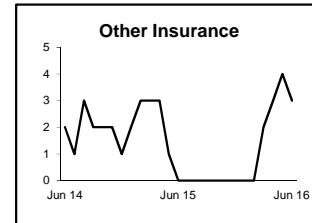

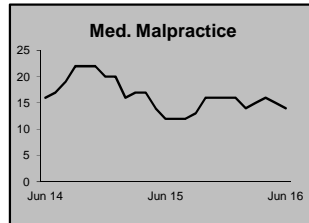
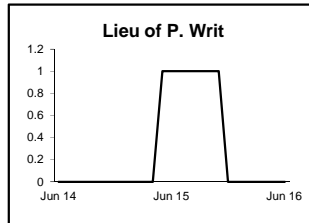
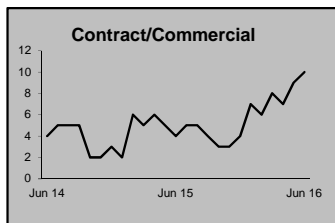
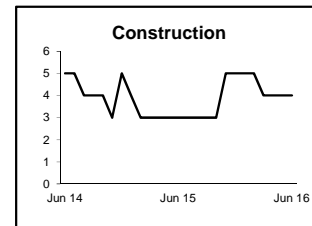
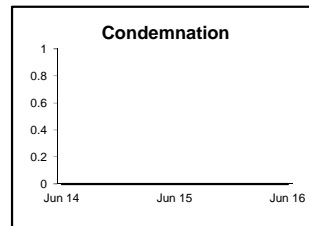
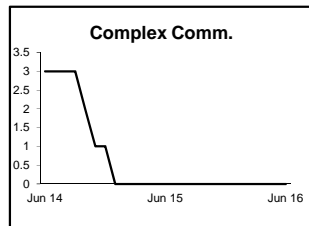
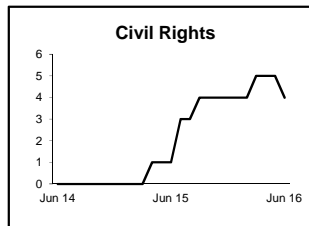
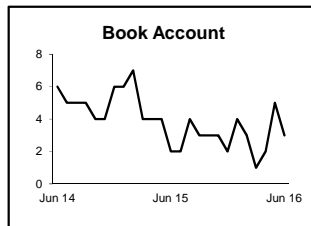
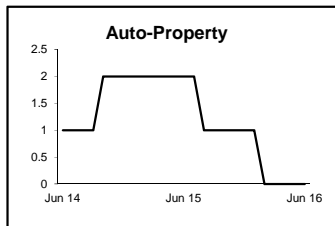
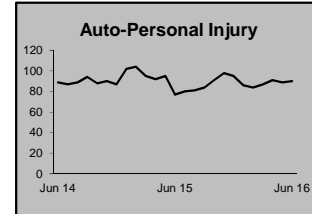
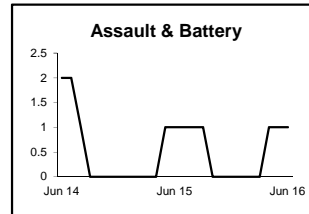
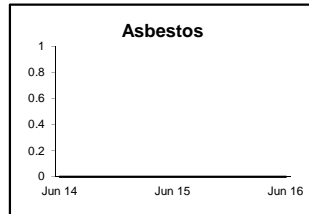
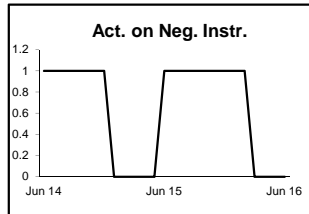
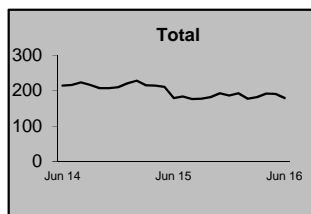
	Trial			Summary					Total	Percent resolved by					
	Jury	Nonjury	Total	Judgment	Settlement	Default Judgment	Dismiss	Other		Trial	Sum Jud	Settle	Default J	Dismiss	Other
Act on Neg Inst	0	0	0	0	1	1	0	1	3	0%	0%	33%	33%	0%	33%
Asbestos	0	0	0	0	0	0	0	0	0	0%	0%	0%	0%	0%	0%
Assault & Bat	0	0	0	0	1	0	2	0	3	0%	0%	33%	0%	67%	0%
Auto - Pers Inj	11	0	11	0	205	2	101	16	335	3%	0%	61%	1%	30%	5%
Auto - Property	0	0	0	0	5	3	5	0	13	0%	0%	38%	23%	38%	0%
Book Account	0	1	1	2	27	44	44	0	118	1%	2%	23%	37%	37%	0%
Civil Rights	0	0	0	0	2	0	8	0	10	0%	0%	20%	0%	80%	0%
Complex Commer	0	0	0	0	0	0	0	0	0	0%	0%	0%	0%	0%	0%
Condemnation	0	0	0	0	1	0	0	0	1	0%	0%	100%	0%	0%	0%
Construction	0	0	0	0	4	1	3	0	8	0%	0%	50%	13%	38%	0%
Contract/Commer	0	5	5	1	28	18	32	3	87	6%	1%	32%	21%	37%	3%
Employment	0	1	1	0	4	0	2	0	7	14%	0%	57%	0%	29%	0%
Lieu of P. Writ	0	0	0	1	4	0	7	5	17	0%	6%	24%	0%	41%	29%
Medical Malprac	3	0	3	0	13	0	2	2	20	15%	0%	65%	0%	10%	10%
Name Change	0	0	0	0	0	0	18	40	58	0%	0%	0%	0%	31%	69%
Other Insurance	0	0	0	0	4	2	4	1	11	0%	0%	36%	18%	36%	9%
Other Mass Tort	0	0	0	0	0	0	0	0	0	0%	0%	0%	0%	0%	0%
Other Track 1	0	0	0	0	19	2	21	34	76	0%	0%	25%	3%	28%	45%
Other Track 3	0	0	0	1	23	1	14	1	40	0%	3%	58%	3%	35%	3%
Other Track 4	0	0	0	1	2	1	1	0	5	0%	20%	40%	20%	20%	0%
Personal Injury	2	1	3	5	85	6	39	10	148	2%	3%	57%	4%	26%	7%
Prod Liability	0	0	0	0	2	0	1	0	3	0%	0%	67%	0%	33%	0%
Prof Malpractic	1	0	1	0	1	0	2	1	5	20%	0%	20%	0%	40%	20%
PIP Coverage	0	0	0	0	0	0	3	1	4	0%	0%	0%	0%	75%	25%
Real Property	0	0	0	0	4	2	2	1	9	0%	0%	44%	22%	22%	11%
Tort Other	0	0	0	2	13	0	15	8	38	0%	5%	34%	0%	39%	21%
Toxic Tort	0	0	0	0	0	0	0	0	0	0%	0%	0%	0%	0%	0%
UM/UIB Bod Inj	0	0	0	0	15	0	6	0	21	0%	0%	71%	0%	29%	0%
Total	17	8	25	13	463	83	332	124	1,040	2%	1%	45%	8%	32%	12%



NOTE: Some Multicounty Litigation (MCL) cases were transferred in November 2014: Atlantic to Bergen = 8,935; Atlantic to Middlesex = 4,070.

CIVIL BACKLOG BY CASETYPE JUNE 2016 CUMBERLAND

	Total Backlog	% chg
Jun 14	215	
Jun 15	180	-16%
Jun 16	180	0%



1) Casetypes with the state's largest backlogs are highlighted.

2) Some Multicounty Litigation (MCL) cases were transferred in November 2014: Atlantic to Bergen = 8,935; Atlantic to Middlesex = 4,070.

CIVIL CASELOAD SUMMARY BY CASETYPE
JULY 2015 - JUNE 2016
ESSEX

	Filings			Resolutions			Clearance		Backlog			Backlog Percent		Backlog Per 100 Monthly Filings		Active Pending		
	Jul 2014 to Jun 2015	Jul 2015 to Jun 2016	percent change	Jul 2014 to Jun 2015	Jul 2015 to Jun 2016	percent change	Jul 2015 - Jun 2016		Jun 2015	Jun 2016	percent change	Jun 2015	Jun 2016	Jun 2015	Jun 2016	Jun 2015	Jun 2016	percent change
	number	percent																
Act on Neg Inst	49	37	-24%	52	38	-27%	1	103%	0	3		0%	13%	0	97	25	24	-4%
Asbestos	1	0	-100%	0	1		1	100%	1	0	-100%	50%	0%	1,200	0	2	0	-100%
Assault & Bat	28	37	32%	27	28	4%	-9	76%	5	7	40%	13%	15%	214	227	39	48	23%
Auto - Pers Inj	3,900	3,944	1%	3,995	3,888	-3%	-56	99%	801	792	-1%	18%	17%	246	241	4,535	4,594	1%
Auto - Property	67	63	-6%	64	61	-5%	-2	97%	5	6	20%	9%	11%	90	114	53	55	4%
Book Account	1,278	1,075	-16%	1,285	1,229	-4%	154	114%	50	49	-2%	7%	8%	47	55	744	590	-21%
Civil Rights	54	54	0%	73	56	-23%	2	104%	14	13	-7%	27%	26%	311	289	52	50	-4%
Complex Comme	22	20	-9%	33	30	-9%	10	150%	12	8	-33%	28%	21%	655	480	43	38	-12%
Condemnation	7	9	29%	18	6	-67%	-3	67%	1	3	200%	13%	25%	171	400	8	12	50%
Construction	49	66	35%	48	44	-8%	-22	67%	12	18	50%	21%	23%	294	327	57	80	40%
Contract/Comme	735	685	-7%	792	703	-11%	18	103%	54	60	11%	10%	11%	88	105	546	525	-4%
Employment	30	35	17%	47	38	-19%	3	109%	7	2	-71%	24%	8%	280	69	29	25	-14%
Lieu of P. Writ	55	38	-31%	43	59	37%	21	155%	14	9	-36%	22%	20%	305	284	65	44	-32%
Medical Malprac	147	147	0%	165	152	-8%	5	103%	68	79	16%	24%	28%	555	645	283	279	-1%
Name Change	280	308	10%	288	289	0%	-19	94%	0	0	0%	0%	0%	0	0	56	75	34%
Other Insurance	107	90	-16%	134	92	-31%	2	102%	28	33	18%	33%	40%	314	440	86	82	-5%
Other MCL	1	0	-100%	2	0	-100%	0	100%	0	0	0%	0%	0%	0	0	0	0	0%
Other Track 1	610	531	-13%	586	530	-10%	-1	100%	24	28	17%	10%	12%	47	63	244	237	-3%
Other Track 3	257	269	5%	239	258	8%	-11	96%	43	35	-19%	14%	11%	201	156	307	319	4%
Other Track 4	36	42	17%	33	36	9%	-6	86%	18	16	-11%	31%	25%	600	457	59	65	10%
Personal Injury	1,824	2,001	10%	1,807	1,758	-3%	-243	88%	399	463	16%	18%	18%	263	278	2,261	2,511	11%
Prod Liability	42	35	-17%	50	42	-16%	7	120%	10	14	40%	16%	24%	286	480	63	58	-8%
Prof Malpractic	69	75	9%	98	94	-4%	19	125%	30	21	-30%	25%	21%	522	336	119	102	-14%
PIP Coverage	60	32	-47%	64	43	-33%	11	134%	2	5	150%	8%	33%	40	188	26	15	-42%
Real Property	69	56	-19%	65	68	5%	12	121%	5	10	100%	11%	29%	87	214	46	35	-24%
Tort Other	177	194	10%	214	191	-11%	-3	98%	25	27	8%	14%	15%	169	167	180	183	2%
Toxic Tort	12	6	-50%	14	12	-14%	6	200%	8	2	-75%	47%	18%	800	400	17	11	-35%
UM/UIIM Bod Inj	161	201	25%	159	166	4%	-35	83%	17	22	29%	10%	11%	127	131	169	209	24%
Total	10,127	10,050	-1%	10,395	9,912	-5%	-138	99%	1,653	1,725	4%	16%	17%	196	206	10,114	10,266	2%

NOTE: Some Multicounty Litigation (MCL) cases were transferred in November 2014: Atlantic to Bergen = 8,935; Atlantic to Middlesex = 4,070.

CIVIL BACKLOG SUMMARY BY CASETYPE

JUNE 2016

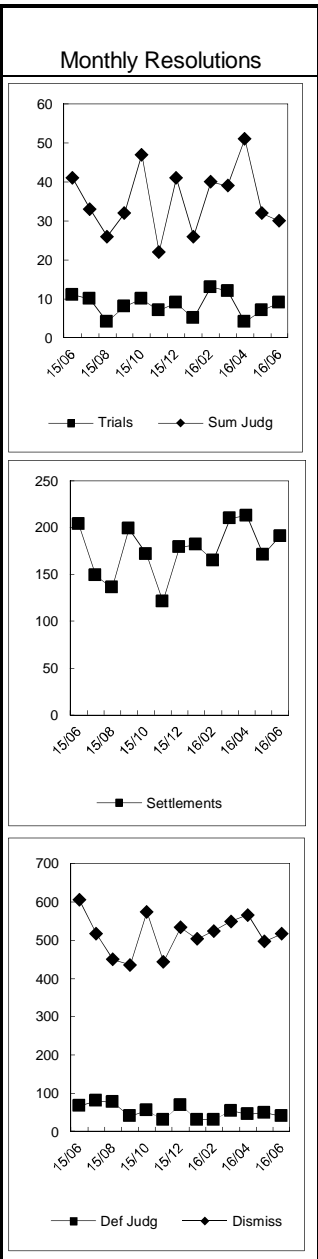
ESSEX

	Cases in Backlog															
	Track 1					Track 2				Track 3			Track 4			Total Backlog
	12 to 18 months	18 to 24 months	24 to 36 months	over 36 months	Total Track 1	18 to 24 months	24 to 36 months	over 36 months	Total Track 2	24 to 36 months	over 36 months	Total Track 3	24 to 36 months	over 36 months	Total Track 4	
Act on Neg Inst	2	0	1	0	3	0	0	0	0	0	0	0	0	0	0	3
Asbestos	0	0	0	0	0	0	0	0	0	0	0	0	0	0	0	0
Assault & Bat	0	0	0	0	0	0	0	0	0	7	0	7	0	0	0	7
Auto - Pers Inj	0	0	0	0	0	499	245	48	792	0	0	0	0	0	0	792
Auto - Property	0	0	0	0	0	2	4	0	6	0	0	0	0	0	0	6
Book Account	38	9	2	0	49	0	0	0	0	0	0	0	0	0	0	49
Civil Rights	0	0	0	0	0	0	0	0	0	8	5	13	0	0	0	13
Complex Comme	0	0	0	0	0	0	0	0	0	0	0	0	4	4	8	8
Condemnation	0	0	0	0	0	0	0	0	0	3	0	3	0	0	0	3
Construction	0	0	0	0	0	10	6	2	18	0	0	0	0	0	0	18
Contract/Comme	0	0	0	0	0	27	26	7	60	0	0	0	0	0	0	60
Employment	0	0	0	0	0	2	0	0	2	0	0	0	0	0	0	2
Lieu of P. Writ	0	0	0	0	0	0	0	0	0	0	0	0	2	7	9	9
Medical Malprac	0	0	0	0	0	0	0	0	0	56	23	79	0	0	0	79
Name Change	0	0	0	0	0	0	0	0	0	0	0	0	0	0	0	0
Other Insurance	11	8	6	8	33	0	0	0	0	0	0	0	0	0	0	33
Other MCL	0	0	0	0	0	0	0	0	0	0	0	0	0	0	0	0
Other Track 1	20	4	1	1	26	2	0	0	2	0	0	0	0	0	0	28
Other Track 3	0	0	0	0	0	0	0	0	0	29	6	35	0	0	0	35
Other Track 4	0	0	0	0	0	0	0	0	0	0	0	0	6	10	16	16
Personal Injury	0	0	0	0	0	291	135	36	462	0	0	0	1	0	1	463
Prod Liability	0	0	0	0	0	0	0	0	0	9	5	14	0	0	0	14
Prof Malpractic	0	0	0	0	0	0	0	0	0	14	7	21	0	0	0	21
PIP Coverage	4	0	0	1	5	0	0	0	0	0	0	0	0	0	0	5
Real Property	4	5	1	0	10	0	0	0	0	0	0	0	0	0	0	10
Tort Other	0	0	0	0	0	15	10	2	27	0	0	0	0	0	0	27
Toxic Tort	0	0	0	0	0	0	0	0	0	0	2	2	0	0	0	2
UM/UIM Bod Inj	1	0	0	0	1	16	5	0	21	0	0	0	0	0	0	22
Total	80	26	11	10	127	864	431	95	1,390	126	48	174	13	21	34	1,725

NOTE: Some Multicounty Litigation (MCL) cases were transferred in November 2014: Atlantic to Bergen = 8,935; Atlantic to Middlesex = 4,070.

CIVIL RESOLUTION SUMMARY BY CASETYPE
JULY 2015 - JUNE 2016
ESSEX

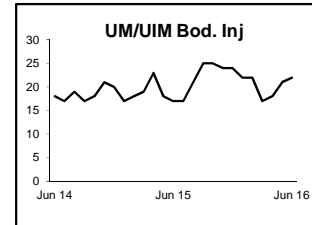
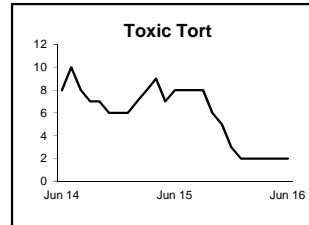
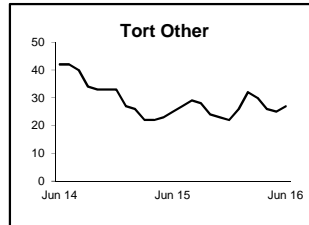
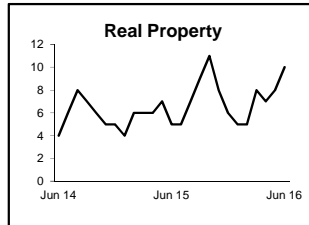
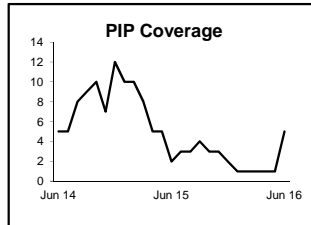
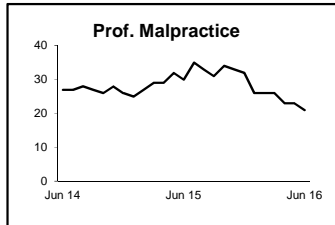
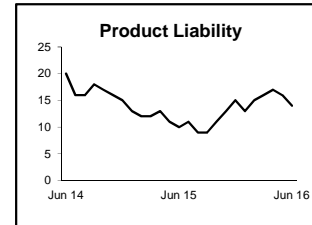
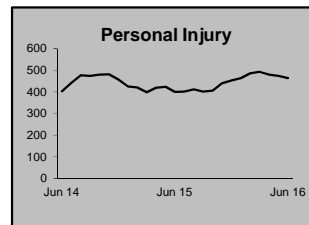
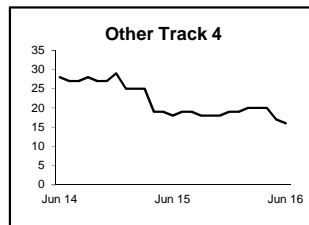
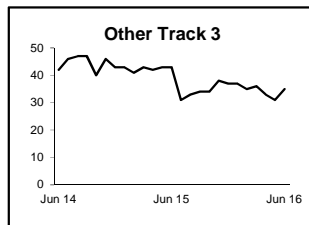
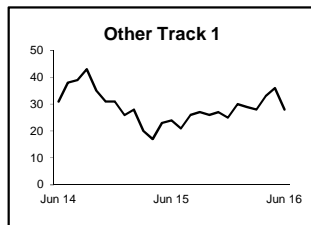
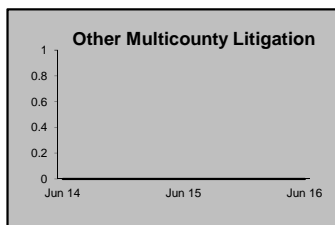
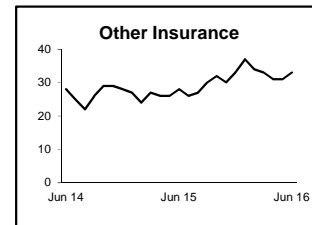
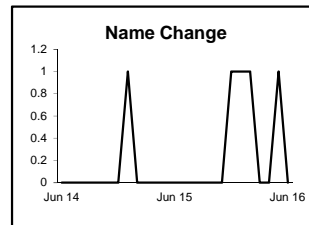
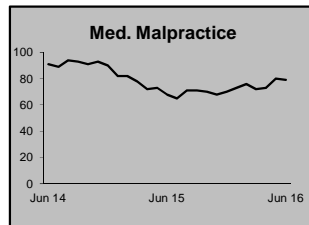
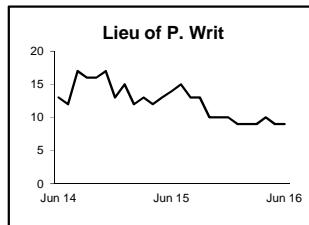
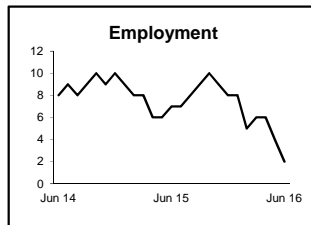
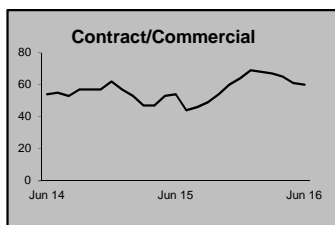
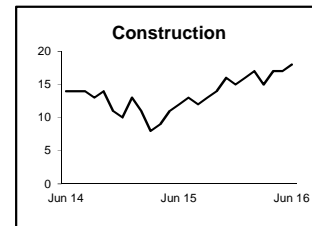
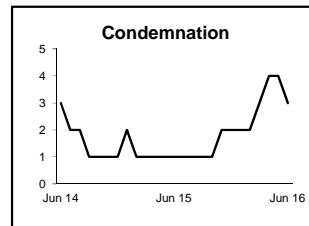
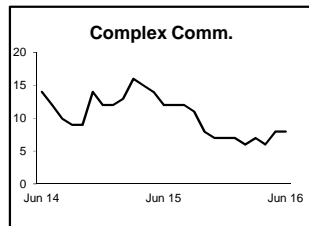
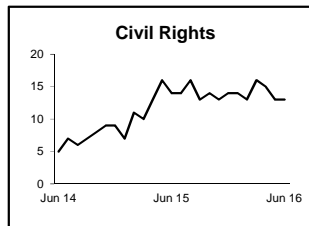
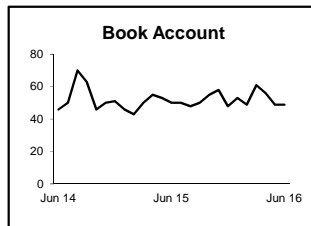
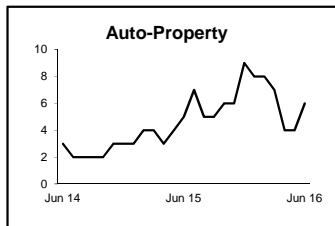
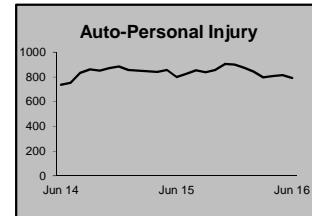
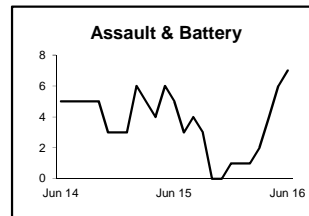
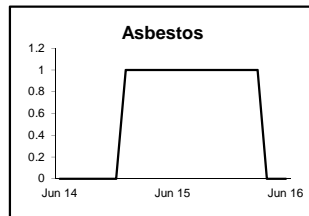
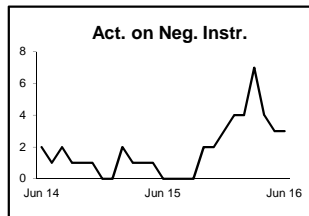
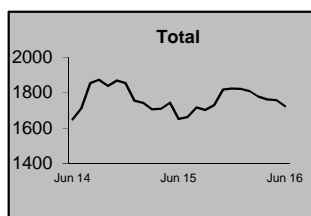
	Trial			Summary					Total	Percent resolved by					
	Jury	Nonjury	Total	Judgment	Settlement	Default Judgment	Dismiss	Other		Trial	Sum Jud	Settle	Default J	Dismiss	Other
Act on Neg Inst	0	0	0	9	5	5	17	2	38	0%	24%	13%	13%	45%	5%
Asbestos	0	0	0	1	0	0	0	0	1	0%	100%	0%	0%	0%	0%
Assault & Bat	0	0	0	0	7	0	19	2	28	0%	0%	25%	0%	68%	7%
Auto - Pers Inj	44	3	47	78	997	14	2,611	141	3,888	1%	2%	26%	0%	67%	4%
Auto - Property	0	0	0	5	9	11	35	1	61	0%	8%	15%	18%	57%	2%
Book Account	0	3	3	100	134	431	557	4	1,229	0%	8%	11%	35%	45%	0%
Civil Rights	1	0	1	0	13	0	28	14	56	2%	0%	23%	0%	50%	25%
Complex Commer	0	0	0	3	2	0	19	6	30	0%	10%	7%	0%	63%	20%
Condemnation	1	0	1	1	0	0	3	1	6	17%	17%	0%	0%	50%	17%
Construction	0	0	0	0	10	3	31	0	44	0%	0%	23%	7%	70%	0%
Contract/Commer	0	5	5	68	100	104	409	17	703	1%	10%	14%	15%	58%	2%
Employment	0	0	0	2	8	1	20	7	38	0%	5%	21%	3%	53%	18%
Lieu of P. Writ	0	4	4	6	8	0	39	2	59	7%	10%	14%	0%	66%	3%
Medical Malprac	8	3	11	1	41	2	88	9	152	7%	1%	27%	1%	58%	6%
Name Change	0	0	0	0	0	0	59	230	289	0%	0%	0%	0%	20%	80%
Other Insurance	1	1	2	6	11	2	67	4	92	2%	7%	12%	2%	73%	4%
Other MCL	0	0	0	0	0	0	0	0	0	0%	0%	0%	0%	0%	0%
Other Track 1	2	1	3	45	67	10	391	14	530	1%	8%	13%	2%	74%	3%
Other Track 3	1	1	2	2	53	2	163	36	258	1%	1%	21%	1%	63%	14%
Other Track 4	0	0	0	2	6	0	28	0	36	0%	6%	17%	0%	78%	0%
Personal Injury	13	2	15	48	487	3	1,128	77	1,758	1%	3%	28%	0%	64%	4%
Prod Liability	0	0	0	0	9	0	29	4	42	0%	0%	21%	0%	69%	10%
Prof Malpractic	0	0	0	0	29	0	59	6	94	0%	0%	31%	0%	63%	6%
PIP Coverage	0	0	0	3	4	1	33	2	43	0%	7%	9%	2%	77%	5%
Real Property	0	1	1	20	8	2	32	5	68	1%	29%	12%	3%	47%	7%
Tort Other	1	0	1	15	36	6	122	11	191	1%	8%	19%	3%	64%	6%
Toxic Tort	1	0	1	1	3	1	5	1	12	8%	8%	25%	8%	42%	8%
UM/UIB Bod Inj	1	0	1	3	41	1	115	5	166	1%	2%	25%	1%	69%	3%
Total	74	24	98	419	2,088	599	6,107	601	9,912	1%	4%	21%	6%	62%	6%



NOTE: Some Multicounty Litigation (MCL) cases were transferred in November 2014: Atlantic to Bergen = 8,935; Atlantic to Middlesex = 4,070.

**CIVIL BACKLOG BY CASETYPE
JUNE 2016
ESSEX**

	Total Backlog	% chg
Jun 14	1,650	
Jun 15	1,653	0%
Jun 16	1,725	4%



1) Casetypes with the state's largest backlogs are highlighted.

2) Some Multicounty Litigation (MCL) cases were transferred in November 2014: Atlantic to Bergen = 8,935; Atlantic to Middlesex = 4,070.

CIVIL CASELOAD SUMMARY BY CASETYPE
JULY 2015 - JUNE 2016
GLOUCESTER

	Filings			Resolutions			Clearance		Backlog			Backlog Percent		Backlog Per 100 Monthly Filings		Active Pending		
	Jul 2014 to Jun 2015	Jul 2015 to Jun 2016	percent change	Jul 2014 to Jun 2015	Jul 2015 to Jun 2016	percent change	Jul 2015 - Jun 2016		Jun 2015	Jun 2016	percent change	Jun 2015	Jun 2016	Jun 2015	Jun 2016	Jun 2015	Jun 2016	percent change
	number	percent																
Act on Neg Inst	2	14	600%	4	8	100%	-6	57%	0	0	0%	0%	0%	0	0	1	7	600%
Asbestos	0	0	0%	0	0	0%	0	100%	0	0	0%	0%	0%	0	0	0	0	0%
Assault & Bat	5	4	-20%	9	5	-44%	1	125%	1	1	0%	17%	14%	240	300	6	7	17%
Auto - Pers Inj	480	450	-6%	550	515	-6%	65	114%	91	71	-22%	16%	14%	228	189	572	507	-11%
Auto - Property	22	17	-23%	22	20	-9%	3	118%	0	1		0%	9%	0	71	13	11	-15%
Book Account	313	209	-33%	313	271	-13%	62	130%	6	6	0%	4%	6%	23	34	159	97	-39%
Civil Rights	9	8	-11%	11	7	-36%	-1	88%	1	2	100%	14%	22%	133	300	7	9	29%
Complex Comme	3	2	-33%	4	3	-25%	1	150%	0	0	0%	0%	0%	0	0	2	1	-50%
Condemnation	4	1	-75%	3	3	0%	2	300%	0	0	0%	0%	0%	0	0	4	2	-50%
Construction	12	9	-25%	4	11	175%	2	122%	1	2	100%	8%	20%	100	267	12	10	-17%
Contract/Comme	248	199	-20%	264	228	-14%	29	115%	10	9	-10%	6%	7%	48	54	159	133	-16%
Employment	12	6	-50%	13	9	-31%	3	150%	1	1	0%	11%	20%	100	200	9	5	-44%
Lieu of P. Writ	22	17	-23%	19	18	-5%	1	106%	1	2	100%	7%	15%	55	141	15	13	-13%
Medical Malprac	21	38	81%	19	29	53%	-9	76%	18	11	-39%	44%	21%	1,029	347	41	52	27%
Name Change	72	89	24%	71	89	25%	0	100%	0	0	0%	0%	0%	0	0	14	17	21%
Other Insurance	32	27	-16%	22	24	9%	-3	89%	6	7	17%	22%	24%	225	311	27	29	7%
Other MCL	0	0	0%	0	0	0%	0	100%	0	0	0%	0%	0%	0	0	0	0	0%
Other Track 1	177	164	-7%	170	132	-22%	-32	80%	7	6	-14%	10%	7%	47	44	67	90	34%
Other Track 3	35	49	40%	45	45	0%	-4	92%	5	6	20%	9%	10%	171	147	54	59	9%
Other Track 4	38	69	82%	8	70	775%	1	101%	7	11	57%	14%	23%	221	191	49	48	-2%
Personal Injury	226	263	16%	230	228	-1%	-35	87%	43	39	-9%	16%	13%	228	178	264	296	12%
Prod Liability	9	2	-78%	11	7	-36%	5	350%	0	1		0%	13%	0	600	11	8	-27%
Prof Malpractic	12	16	33%	14	9	-36%	-7	56%	3	4	33%	19%	15%	300	300	16	27	69%
PIP Coverage	8	6	-25%	10	12	20%	6	200%	1	0	-100%	13%	0%	150	0	8	3	-63%
Real Property	5	9	80%	6	6	0%	-3	67%	0	1		0%	25%	0	133	2	4	100%
Tort Other	35	44	26%	41	40	-2%	-4	91%	7	2	-71%	21%	5%	240	55	34	39	15%
Toxic Tort	9	3	-67%	4	0	-100%	-3	0%	1	6	500%	8%	38%	133	2,400	13	16	23%
UM/UIIM Bod Inj	30	34	13%	28	32	14%	-2	94%	4	6	50%	10%	13%	160	212	41	48	17%
Total	1,841	1,749	-5%	1,895	1,821	-4%	72	104%	214	195	-9%	13%	13%	139	134	1,600	1,538	-4%

NOTE: Some Multicounty Litigation (MCL) cases were transferred in November 2014: Atlantic to Bergen = 8,935; Atlantic to Middlesex = 4,070.

CIVIL BACKLOG SUMMARY BY CASETYPE

JUNE 2016

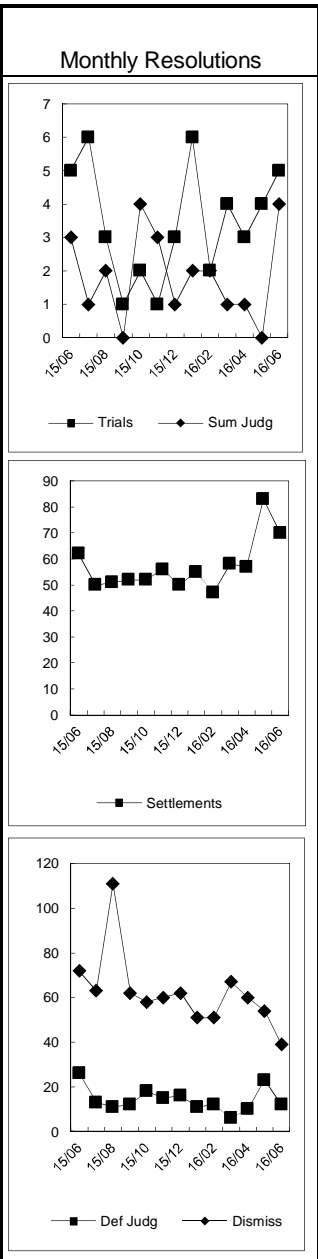
GLOUCESTER

	Cases in Backlog															
	Track 1					Track 2				Track 3			Track 4			Total Backlog
	12 to 18 months	18 to 24 months	24 to 36 months	over 36 months	Total Track 1	18 to 24 months	24 to 36 months	over 36 months	Total Track 2	24 to 36 months	over 36 months	Total Track 3	24 to 36 months	over 36 months	Total Track 4	
Act on Neg Inst	0	0	0	0	0	0	0	0	0	0	0	0	0	0	0	0
Asbestos	0	0	0	0	0	0	0	0	0	0	0	0	0	0	0	0
Assault & Bat	0	0	0	0	0	0	0	0	0	1	0	1	0	0	0	0
Auto - Pers Inj	0	0	0	0	0	49	21	1	71	0	0	0	0	0	0	0
Auto - Property	0	0	0	0	0	1	0	0	1	0	0	0	0	0	0	0
Book Account	6	0	0	0	6	0	0	0	0	0	0	0	0	0	0	0
Civil Rights	0	0	0	0	0	0	0	0	0	1	1	2	0	0	0	0
Complex Comme	0	0	0	0	0	0	0	0	0	0	0	0	0	0	0	0
Condemnation	0	0	0	0	0	0	0	0	0	0	0	0	0	0	0	0
Construction	0	0	0	0	0	2	0	0	2	0	0	0	0	0	0	0
Contract/Comme	0	0	0	0	0	7	1	1	9	0	0	0	0	0	0	0
Employment	0	0	0	0	0	1	0	0	1	0	0	0	0	0	0	0
Lieu of P. Writ	0	0	0	0	0	0	0	0	0	0	0	0	1	1	2	2
Medical Malprac	0	0	0	0	0	0	0	0	0	5	6	11	0	0	0	0
Name Change	0	0	0	0	0	0	0	0	0	0	0	0	0	0	0	0
Other Insurance	1	2	2	2	7	0	0	0	0	0	0	0	0	0	0	0
Other MCL	0	0	0	0	0	0	0	0	0	0	0	0	0	0	0	0
Other Track 1	6	0	0	0	6	0	0	0	0	0	0	0	0	0	0	0
Other Track 3	0	0	0	0	0	0	0	0	0	5	1	6	0	0	0	0
Other Track 4	0	1	0	0	1	0	0	0	0	0	0	0	5	5	10	11
Personal Injury	0	0	0	0	0	32	6	1	39	0	0	0	0	0	0	0
Prod Liability	0	0	0	0	0	0	0	0	0	1	0	1	0	0	0	0
Prof Malpractic	0	0	0	0	0	0	0	0	0	3	1	4	0	0	0	0
PIP Coverage	0	0	0	0	0	0	0	0	0	0	0	0	0	0	0	0
Real Property	0	0	1	0	1	0	0	0	0	0	0	0	0	0	0	0
Tort Other	0	0	0	0	0	1	1	0	2	0	0	0	0	0	0	0
Toxic Tort	0	0	0	0	0	0	0	0	0	5	1	6	0	0	0	0
UM/UIM Bod Inj	0	0	0	0	0	4	2	0	6	0	0	0	0	0	0	0
Total	13	3	3	2	21	97	31	3	131	21	10	31	6	6	12	195

NOTE: Some Multicounty Litigation (MCL) cases were transferred in November 2014: Atlantic to Bergen = 8,935; Atlantic to Middlesex = 4,070.

**CIVIL RESOLUTION SUMMARY BY CASETYPE
JULY 2015 - JUNE 2016
GLOUCESTER**

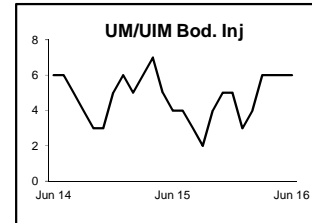
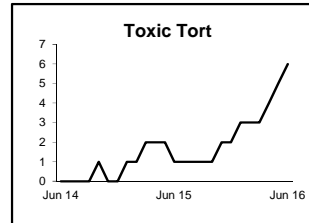
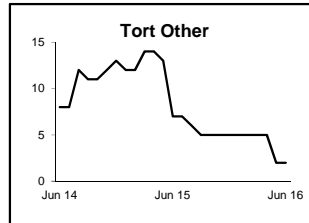
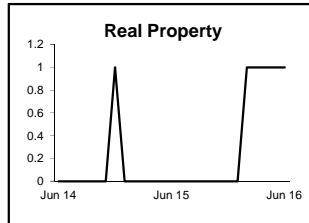
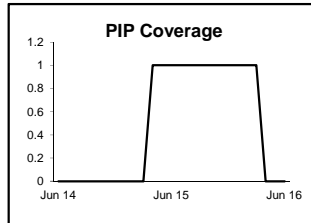
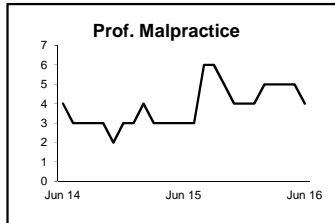
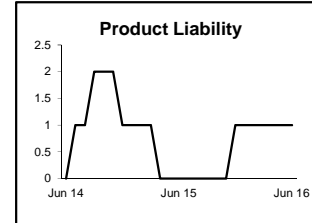
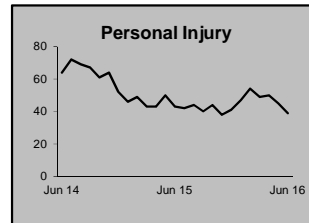
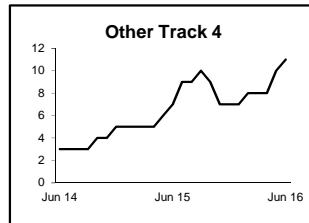
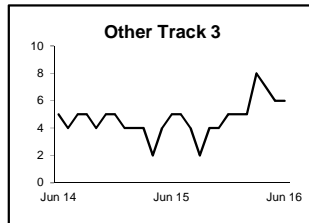
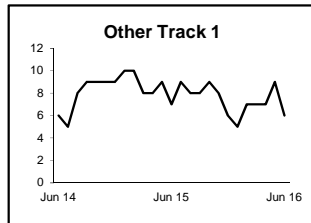
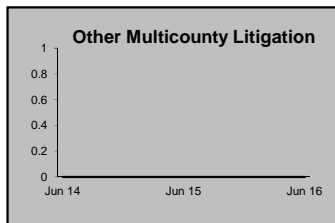
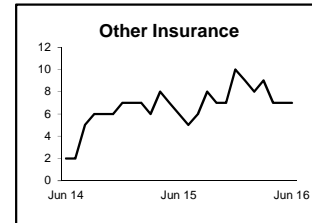

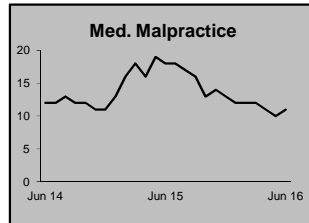
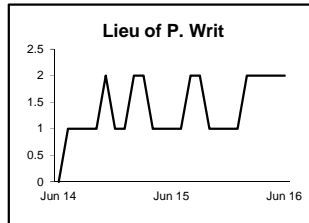
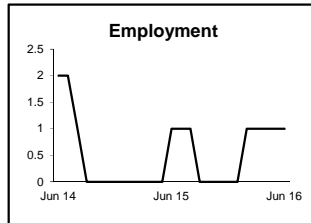
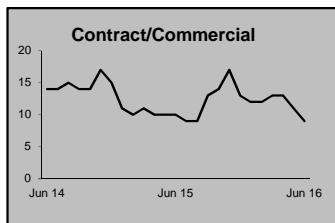
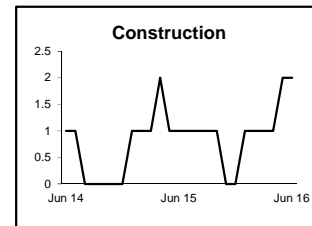
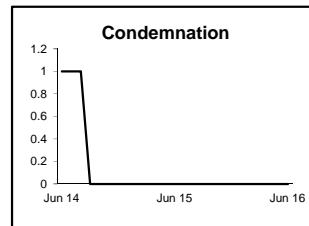
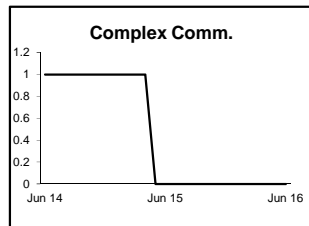
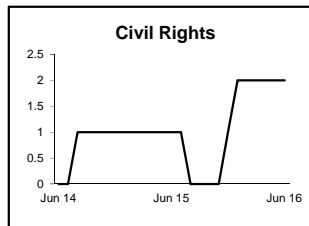
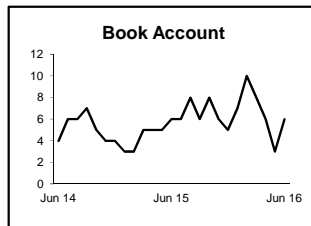
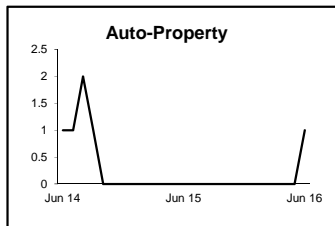
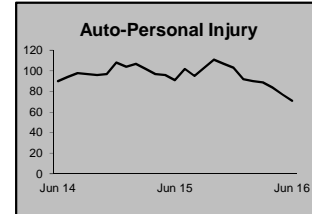
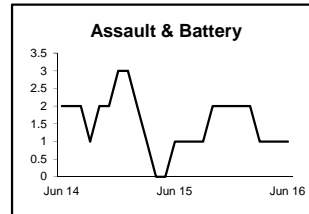
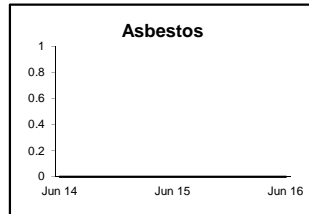
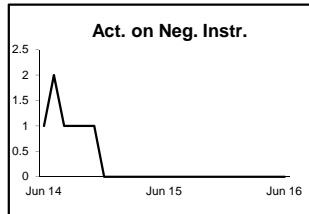
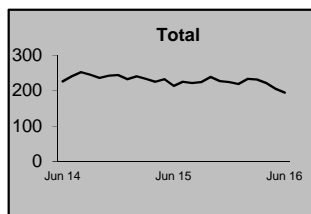
	Trial			Summary					Total	Percent resolved by					
	Jury	Nonjury	Total	Judgment	Settlement	Default Judgment	Dismiss	Other		Trial	Sum Jud	Settle	Default J	Dismiss	Other
Act on Neg Inst	0	0	0	0	1	4	2	1	8	0%	0%	13%	50%	25%	13%
Asbestos	0	0	0	0	0	0	0	0	0	0%	0%	0%	0%	0%	0%
Assault & Bat	0	0	0	0	4	0	1	0	5	0%	0%	80%	0%	20%	0%
Auto - Pers Inj	24	0	24	4	267	0	203	17	515	5%	1%	52%	0%	39%	3%
Auto - Property	0	0	0	0	5	2	12	1	20	0%	0%	25%	10%	60%	5%
Book Account	0	1	1	1	63	90	113	3	271	0%	0%	23%	33%	42%	1%
Civil Rights	0	0	0	0	2	0	5	0	7	0%	0%	29%	0%	71%	0%
Complex Commer	0	0	0	0	2	0	1	0	3	0%	0%	67%	0%	33%	0%
Condemnation	0	0	0	0	0	0	0	3	3	0%	0%	0%	0%	0%	100%
Construction	0	0	0	1	3	1	5	1	11	0%	9%	27%	9%	45%	9%
Contract/Commer	0	3	3	3	66	50	99	7	228	1%	1%	29%	22%	43%	3%
Employment	0	0	0	0	4	0	5	0	9	0%	0%	44%	0%	56%	0%
Lieu of P. Writ	0	4	4	0	2	0	12	0	18	22%	0%	11%	0%	67%	0%
Medical Malprac	3	0	3	1	11	0	13	1	29	10%	3%	38%	0%	45%	3%
Name Change	0	0	0	0	0	0	3	86	89	0%	0%	0%	0%	3%	97%
Other Insurance	0	0	0	0	14	1	7	2	24	0%	0%	58%	4%	29%	8%
Other MCL	0	0	0	0	0	0	0	0	0	0%	0%	0%	0%	0%	0%
Other Track 1	0	1	1	0	42	5	44	40	132	1%	0%	32%	4%	33%	30%
Other Track 3	1	0	1	1	22	0	20	1	45	2%	2%	49%	0%	44%	2%
Other Track 4	0	0	0	0	3	1	65	1	70	0%	0%	4%	1%	93%	1%
Personal Injury	0	0	0	8	118	4	84	14	228	0%	4%	52%	2%	37%	6%
Prod Liability	0	0	0	0	4	0	3	0	7	0%	0%	57%	0%	43%	0%
Prof Malpractic	1	0	1	1	3	0	4	0	9	11%	11%	33%	0%	44%	0%
PIP Coverage	0	0	0	0	4	0	8	0	12	0%	0%	33%	0%	67%	0%
Real Property	0	0	0	1	1	0	3	1	6	0%	17%	17%	0%	50%	17%
Tort Other	0	0	0	0	22	1	16	1	40	0%	0%	55%	3%	40%	3%
Toxic Tort	0	0	0	0	0	0	0	0	0	0%	0%	0%	0%	0%	0%
UM/UIB Bod Inj	2	0	2	0	18	0	10	2	32	6%	0%	56%	0%	31%	6%
Total	31	9	40	21	681	159	738	182	1,821	2%	1%	37%	9%	41%	10%



NOTE: Some Multicounty Litigation (MCL) cases were transferred in November 2014: Atlantic to Bergen = 8,935; Atlantic to Middlesex = 4,070.

CIVIL BACKLOG BY CASETYPE JUNE 2016 GLOUCESTER

	Total	
	Backlog	% chg
Jun 14	227	
Jun 15	214	-6%
Jun 16	195	-9%



1) Casetypes with the state's largest backlogs are highlighted.

2) Some Multicounty Litigation (MCL) cases were transferred in November 2014: Atlantic to Bergen = 8,935; Atlantic to Middlesex = 4,070.

CIVIL CASELOAD SUMMARY BY CASETYPE
JULY 2015 - JUNE 2016
HUDSON

	Filings			Resolutions			Clearance		Backlog			Backlog Percent		Backlog Per 100 Monthly Filings		Active Pending		
	Jul 2014 to Jun 2015	Jul 2015 to Jun 2016	percent change	Jul 2014 to Jun 2015	Jul 2015 to Jun 2016	percent change	Jul 2015 - Jun 2016		Jun 2015	Jun 2016	percent change	Jun 2015	Jun 2016	Jun 2015	Jun 2016	Jun 2015	Jun 2016	percent change
	number	percent																
Act on Neg Inst	31	18	-42%	26	25	-4%	7	139%	1	3	200%	5%	21%	39	200	21	14	-33%
Asbestos	0	0	0%	0	0	0%	0	100%	0	0	0%	0%	0%	0	0	0	0	0%
Assault & Bat	10	11	10%	11	16	45%	5	145%	4	3	-25%	19%	15%	480	327	21	20	-5%
Auto - Pers Inj	2,421	2,240	-7%	2,736	2,438	-11%	198	109%	327	294	-10%	12%	12%	162	158	2,733	2,536	-7%
Auto - Property	36	30	-17%	37	28	-24%	-2	93%	1	0	-100%	4%	0%	33	0	24	27	13%
Book Account	668	543	-19%	697	624	-10%	81	115%	27	23	-15%	7%	8%	49	51	387	301	-22%
Civil Rights	30	36	20%	26	33	27%	-3	92%	4	4	0%	12%	10%	160	133	33	39	18%
Complex Comme	8	11	38%	21	11	-48%	0	100%	7	8	14%	47%	62%	1,050	873	15	13	-13%
Condemnation	7	4	-43%	10	5	-50%	1	125%	1	0	-100%	20%	0%	171	0	5	4	-20%
Construction	32	48	50%	27	23	-15%	-25	48%	1	8	700%	3%	15%	38	200	32	55	72%
Contract/Comme	529	453	-14%	596	460	-23%	7	102%	22	30	36%	6%	8%	50	79	366	368	1%
Employment	21	25	19%	28	21	-25%	-4	84%	2	2	0%	13%	11%	114	96	15	19	27%
Lieu of P. Writ	39	45	15%	39	38	-3%	-7	84%	3	3	0%	12%	10%	92	80	26	30	15%
Medical Malprac	56	64	14%	63	65	3%	1	102%	10	10	0%	10%	10%	214	188	96	96	0%
Name Change	231	236	2%	232	236	2%	0	100%	0	0	0%	0%	0%	0	0	34	36	6%
Other Insurance	72	46	-36%	74	62	-16%	16	135%	10	5	-50%	20%	16%	167	130	50	31	-38%
Other MCL	0	0	0%	0	0	0%	0	100%	0	0	0%	0%	0%	0	0	0	0	0%
Other Track 1	280	272	-3%	300	255	-15%	-17	94%	7	6	-14%	8%	6%	30	26	93	101	9%
Other Track 3	105	115	10%	107	121	13%	6	105%	10	3	-70%	8%	3%	114	31	121	115	-5%
Other Track 4	12	33	175%	28	25	-11%	-8	76%	13	9	-31%	48%	24%	1,300	327	27	38	41%
Personal Injury	1,147	1,134	-1%	1,040	1,119	8%	-15	99%	145	138	-5%	10%	10%	152	146	1,391	1,402	1%
Prod Liability	24	9	-63%	29	22	-24%	13	244%	3	5	67%	11%	31%	150	667	27	16	-41%
Prof Malpractic	25	30	20%	40	40	0%	10	133%	4	9	125%	8%	20%	192	360	50	46	-8%
PIP Coverage	12	9	-25%	11	11	0%	2	122%	3	0	-100%	33%	0%	300	0	9	7	-22%
Real Property	42	38	-10%	29	47	62%	9	124%	0	3		0%	12%	0	95	31	25	-19%
Tort Other	147	155	5%	151	129	-15%	-26	83%	13	16	23%	10%	11%	106	124	125	145	16%
Toxic Tort	2	3	50%	8	4	-50%	1	133%	1	1	0%	25%	25%	600	400	4	4	0%
UM/UIIM Bod Inj	95	120	26%	91	92	1%	-28	77%	7	7	0%	7%	5%	88	70	99	128	29%
Total	6,082	5,728	-6%	6,457	5,950	-8%	222	104%	626	590	-6%	11%	11%	124	124	5,835	5,616	-4%

NOTE: Some Multicounty Litigation (MCL) cases were transferred in November 2014: Atlantic to Bergen = 8,935; Atlantic to Middlesex = 4,070.

CIVIL BACKLOG SUMMARY BY CASETYPE

JUNE 2016

HUDSON

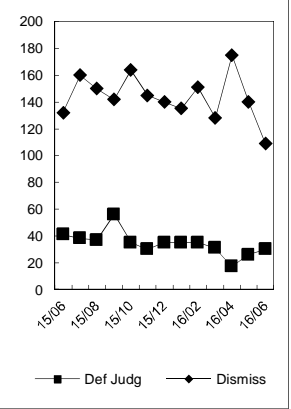
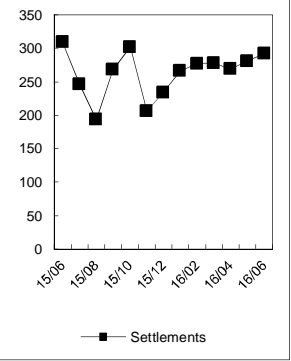
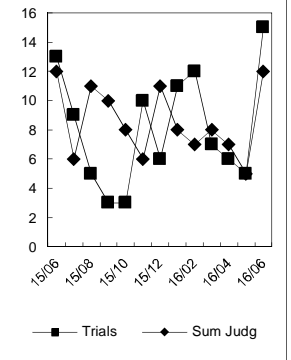
	Cases in Backlog															
	Track 1					Track 2				Track 3			Track 4			Total Backlog
	12 to 18 months	18 to 24 months	24 to 36 months	over 36 months	Total Track 1	18 to 24 months	24 to 36 months	over 36 months	Total Track 2	24 to 36 months	over 36 months	Total Track 3	24 to 36 months	over 36 months	Total Track 4	
Act on Neg Inst	3	0	0	0	3	0	0	0	0	0	0	0	0	0	0	3
Asbestos	0	0	0	0	0	0	0	0	0	0	0	0	0	0	0	0
Assault & Bat	0	0	0	0	0	0	0	0	0	2	1	3	0	0	0	3
Auto - Pers Inj	0	0	0	0	0	244	49	1	294	0	0	0	0	0	0	294
Auto - Property	0	0	0	0	0	0	0	0	0	0	0	0	0	0	0	0
Book Account	17	5	1	0	23	0	0	0	0	0	0	0	0	0	0	23
Civil Rights	0	0	0	0	0	0	0	0	0	3	1	4	0	0	0	4
Complex Comme	0	0	0	0	0	0	0	0	0	0	0	0	4	4	8	8
Condemnation	0	0	0	0	0	0	0	0	0	0	0	0	0	0	0	0
Construction	0	0	0	0	0	3	5	0	8	0	0	0	0	0	0	8
Contract/Comme	0	0	0	0	0	21	9	0	30	0	0	0	0	0	0	30
Employment	0	0	0	0	0	1	0	1	2	0	0	0	0	0	0	2
Lieu of P. Writ	0	0	0	0	0	0	0	0	0	0	0	0	0	3	3	3
Medical Malprac	0	0	0	0	0	0	0	0	0	10	0	10	0	0	0	10
Name Change	0	0	0	0	0	0	0	0	0	0	0	0	0	0	0	0
Other Insurance	2	3	0	0	5	0	0	0	0	0	0	0	0	0	0	5
Other MCL	0	0	0	0	0	0	0	0	0	0	0	0	0	0	0	0
Other Track 1	3	3	0	0	6	0	0	0	0	0	0	0	0	0	0	6
Other Track 3	0	0	0	0	0	0	0	0	0	3	0	3	0	0	0	3
Other Track 4	0	0	0	0	0	0	0	0	0	0	0	0	4	5	9	9
Personal Injury	0	0	0	0	0	113	25	0	138	0	0	0	0	0	0	138
Prod Liability	0	0	0	0	0	0	0	0	0	5	0	5	0	0	0	5
Prof Malpractic	0	0	0	0	0	0	0	0	0	9	0	9	0	0	0	9
PIP Coverage	0	0	0	0	0	0	0	0	0	0	0	0	0	0	0	0
Real Property	2	1	0	0	3	0	0	0	0	0	0	0	0	0	0	3
Tort Other	0	0	0	0	0	11	4	1	16	0	0	0	0	0	0	16
Toxic Tort	0	0	0	0	0	0	0	0	0	0	1	1	0	0	0	1
UM/UIM Bod Inj	0	0	0	0	0	7	0	0	7	0	0	0	0	0	0	7
Total	27	12	1	0	40	400	92	3	495	32	3	35	8	12	20	590

NOTE: Some Multicounty Litigation (MCL) cases were transferred in November 2014: Atlantic to Bergen = 8,935; Atlantic to Middlesex = 4,070.

**CIVIL RESOLUTION SUMMARY BY CASETYPE
JULY 2015 - JUNE 2016
HUDSON**

	Trial			Summary					Total	Percent resolved by					
	Jury	Nonjury	Total	Judgment	Settlement	Default Judgment	Dismiss	Other		Trial	Sum Jud	Settle	Default J	Dismiss	Other
Act on Neg Inst	0	1	1	0	7	8	9	0	25	4%	0%	28%	32%	36%	0%
Asbestos	0	0	0	0	0	0	0	0	0	0%	0%	0%	0%	0%	0%
Assault & Bat	1	0	1	0	11	0	3	1	16	6%	0%	69%	0%	19%	6%
Auto - Pers Inj	38	1	39	18	1,611	37	661	72	2,438	2%	1%	66%	2%	27%	3%
Auto - Property	0	0	0	1	9	2	15	1	28	0%	4%	32%	7%	54%	4%
Book Account	0	1	1	10	142	199	267	5	624	0%	2%	23%	32%	43%	1%
Civil Rights	0	0	0	3	5	0	14	11	33	0%	9%	15%	0%	42%	33%
Complex Commer	0	1	1	0	7	0	2	1	11	9%	0%	64%	0%	18%	9%
Condemnation	1	1	2	0	2	0	1	0	5	40%	0%	40%	0%	20%	0%
Construction	0	0	0	0	9	2	12	0	23	0%	0%	39%	9%	52%	0%
Contract/Commer	1	9	10	13	146	75	212	4	460	2%	3%	32%	16%	46%	1%
Employment	1	2	3	3	8	0	2	5	21	14%	14%	38%	0%	10%	24%
Lieu of P. Writ	0	17	17	0	5	0	13	3	38	45%	0%	13%	0%	34%	8%
Medical Malprac	2	0	2	2	39	0	18	4	65	3%	3%	60%	0%	28%	6%
Name Change	0	0	0	0	0	0	12	224	236	0%	0%	0%	0%	5%	95%
Other Insurance	0	0	0	1	35	3	19	4	62	0%	2%	56%	5%	31%	6%
Other MCL	0	0	0	0	0	0	0	0	0	0%	0%	0%	0%	0%	0%
Other Track 1	0	0	0	0	76	37	43	99	255	0%	0%	30%	15%	17%	39%
Other Track 3	1	1	2	4	67	3	28	17	121	2%	3%	55%	2%	23%	14%
Other Track 4	0	0	0	0	15	1	4	5	25	0%	0%	60%	4%	16%	20%
Personal Injury	7	1	8	29	734	18	294	36	1,119	1%	3%	66%	2%	26%	3%
Prod Liability	0	0	0	2	14	0	5	1	22	0%	9%	64%	0%	23%	5%
Prof Malpractic	0	1	1	7	20	1	10	1	40	3%	18%	50%	3%	25%	3%
PIP Coverage	0	0	0	0	4	0	7	0	11	0%	0%	36%	0%	64%	0%
Real Property	1	1	2	2	18	4	16	5	47	4%	4%	38%	9%	34%	11%
Tort Other	0	1	1	2	65	11	49	1	129	1%	2%	50%	9%	38%	1%
Toxic Tort	0	0	0	1	2	1	0	0	4	0%	25%	50%	25%	0%	0%
UM/UIM Bod Inj	1	0	1	1	61	3	23	3	92	1%	1%	66%	3%	25%	3%
Total	54	38	92	99	3,112	405	1,739	503	5,950	2%	2%	52%	7%	29%	8%

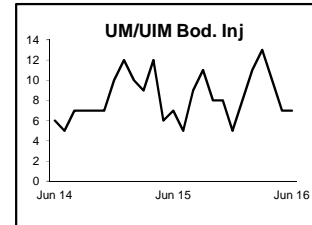
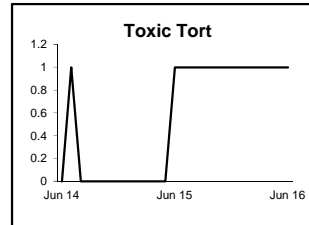
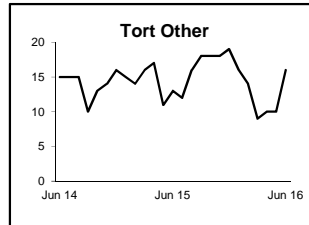
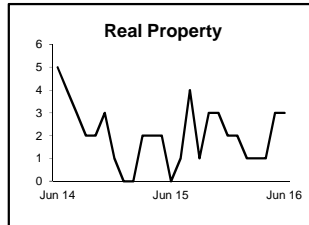
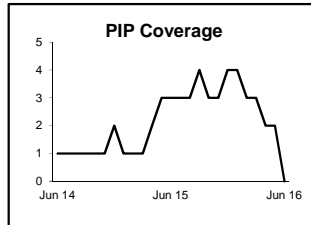
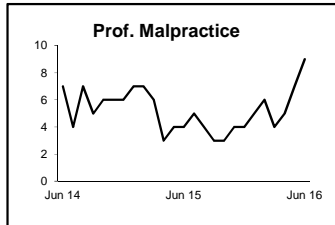
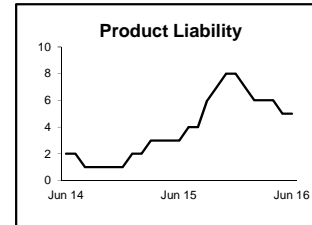
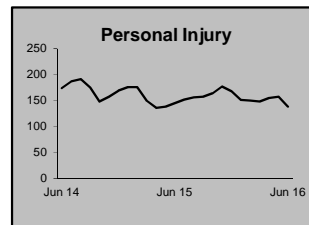
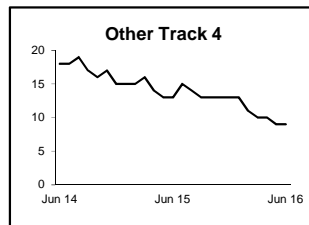
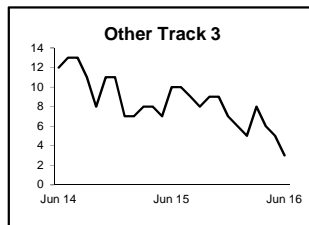
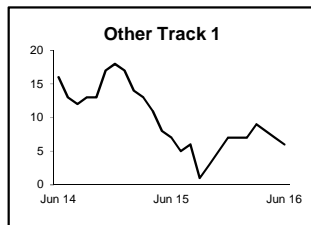
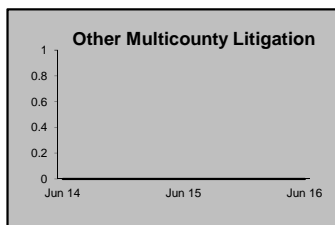
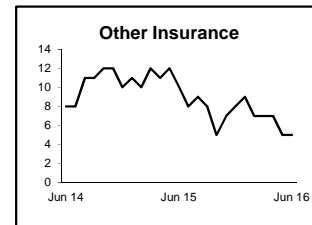
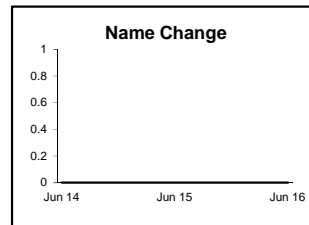
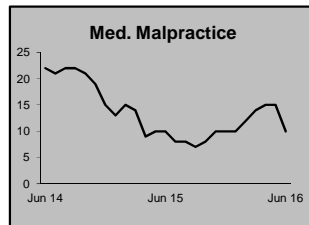
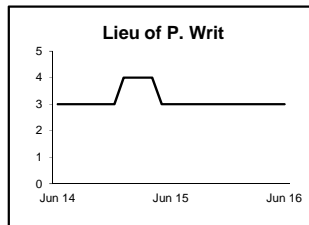
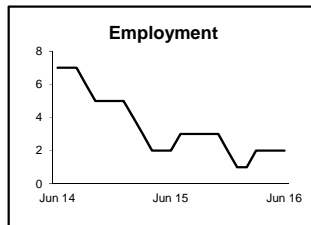
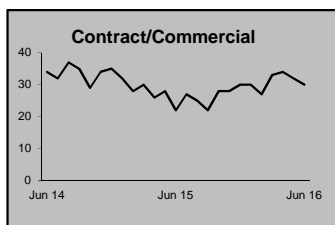
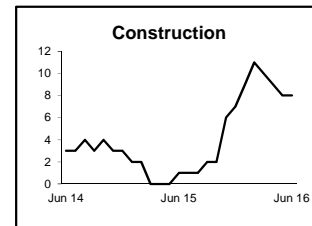
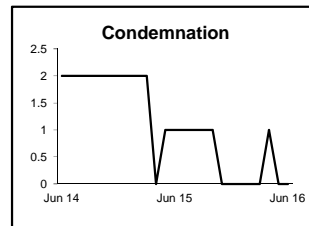
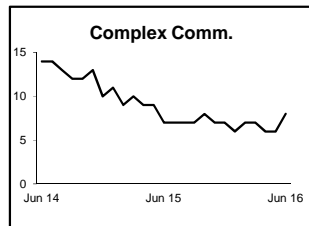
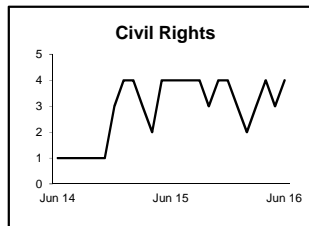
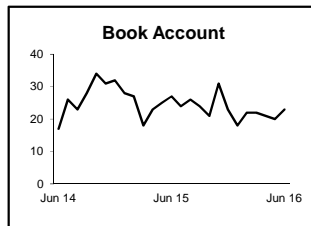
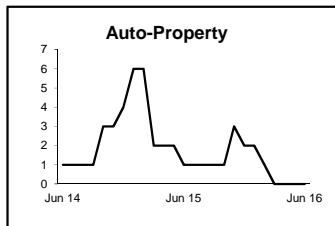
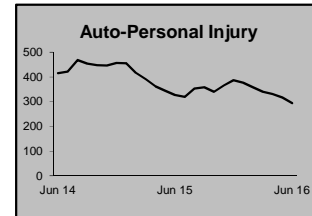
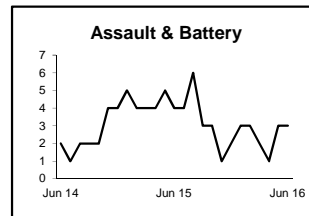
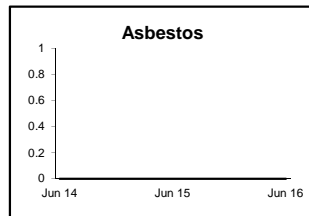
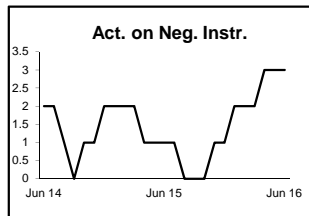
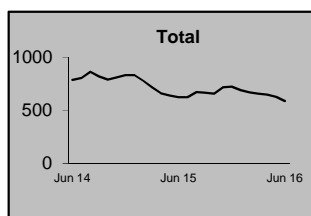
Monthly Resolutions



NOTE: Some Multicounty Litigation (MCL) cases were transferred in November 2014: Atlantic to Bergen = 8,935; Atlantic to Middlesex = 4,070.

**CIVIL BACKLOG BY CASETYPE
JUNE 2016
HUDSON**

	Total	Backlog	% chg
Jun 14		788	
Jun 15		626	-21%
Jun 16		590	-6%



1) Casetypes with the state's largest backlogs are highlighted.

2) Some Multicounty Litigation (MCL) cases were transferred in November 2014: Atlantic to Bergen = 8,935; Atlantic to Middlesex = 4,070.

CIVIL CASELOAD SUMMARY BY CASETYPE
JULY 2015 - JUNE 2016
HUNTERDON

	Filings			Resolutions			Clearance		Backlog			Backlog Percent		Backlog Per 100 Monthly Filings		Active Pending		
	Jul 2014 to Jun 2015	Jul 2015 to Jun 2016	percent change	Jul 2014 to Jun 2015	Jul 2015 to Jun 2016	percent change	Jul 2015 - Jun 2016		Jun 2015	Jun 2016	percent change	Jun 2015	Jun 2016	Jun 2015	Jun 2016	Jun 2015	Jun 2016	percent change
	number	percent																
Act on Neg Inst	1	5	400%	1	2	100%	-3	40%	0	0	0%	0%	0%	0	0	1	4	300%
Asbestos	0	0	0%	0	0	0%	0	100%	0	0	0%	0%	0%	0	0	0	0	0%
Assault & Bat	0	0	0%	2	0	-100%	0	100%	0	0	0%	0%	0%	0	0	0	0	0%
Auto - Pers Inj	66	67	2%	84	78	-7%	11	116%	23	13	-43%	26%	17%	418	233	88	78	-11%
Auto - Property	5	5	0%	5	6	20%	1	120%	0	0	0%	0%	0%	0	0	5	5	0%
Book Account	151	142	-6%	143	146	2%	4	103%	4	0	-100%	5%	0%	32	0	84	70	-17%
Civil Rights	3	1	-67%	3	0	-100%	-1	0%	1	1	0%	50%	33%	400	1,200	2	3	50%
Complex Comme	3	0	-100%	1	9	800%	9	100%	0	1		0%	25%	0		4	4	0%
Condemnation	7	3	-57%	7	3	-57%	0	100%	1	0	-100%	100%	0%	171	0	1	1	0%
Construction	11	5	-55%	13	8	-38%	3	160%	1	2	100%	13%	33%	109	480	8	6	-25%
Contract/Comme	129	84	-35%	125	127	2%	43	151%	9	5	-44%	9%	9%	84	71	98	57	-42%
Employment	2	0	-100%	5	2	-60%	2	100%	2	1	-50%	50%	50%	1,200		4	2	-50%
Lieu of P. Writ	5	8	60%	13	5	-62%	-3	63%	3	2	-33%	75%	29%	720	300	4	7	75%
Medical Malprac	8	7	-13%	16	10	-38%	3	143%	7	6	-14%	33%	33%	1,050	1,029	21	18	-14%
Name Change	40	45	13%	47	44	-6%	-1	98%	0	0	0%	0%	0%	0	0	1	4	300%
Other Insurance	7	7	0%	6	8	33%	1	114%	3	0	-100%	43%	0%	514	0	7	4	-43%
Other MCL	0	0	0%	0	0	0%	0	100%	0	0	0%	0%	0%	0	0	0	0	0%
Other Track 1	69	63	-9%	73	55	-25%	-8	87%	1	1	0%	5%	4%	17	19	21	25	19%
Other Track 3	13	17	31%	21	13	-38%	-4	76%	4	3	-25%	24%	14%	369	212	17	21	24%
Other Track 4	4	22	450%	3	4	33%	-18	18%	1	0	-100%	25%	0%	300	0	4	24	500%
Personal Injury	57	71	25%	64	65	2%	-6	92%	28	19	-32%	33%	21%	589	321	86	92	7%
Prod Liability	4	1	-75%	2	4	100%	3	400%	2	1	-50%	40%	50%	600	1,200	5	2	-60%
Prof Malpractic	9	8	-11%	9	4	-56%	-4	50%	1	2	100%	11%	17%	133	300	9	12	33%
PIP Coverage	1	0	-100%	0	1		1	100%	0	0	0%	0%	0%	0	0	1	0	-100%
Real Property	6	5	-17%	6	6	0%	1	120%	1	0	-100%	25%	0%	200	0	4	3	-25%
Tort Other	21	14	-33%	24	12	-50%	-2	86%	2	2	0%	11%	10%	114	171	18	20	11%
Toxic Tort	0	1		0	0	0%	-1	0%	0	0	0%	0%	0%	0	0	0	1	
UM/UIB Bod Inj	4	4	0%	3	3	0%	-1	75%	0	0	0%	0%	0%	0	0	2	3	50%
Total	626	585	-7%	676	615	-9%	30	105%	94	59	-37%	19%	13%	180	121	495	466	-6%

NOTE: Some Multicounty Litigation (MCL) cases were transferred in November 2014: Atlantic to Bergen = 8,935; Atlantic to Middlesex = 4,070.

CIVIL BACKLOG SUMMARY BY CASETYPE

JUNE 2016

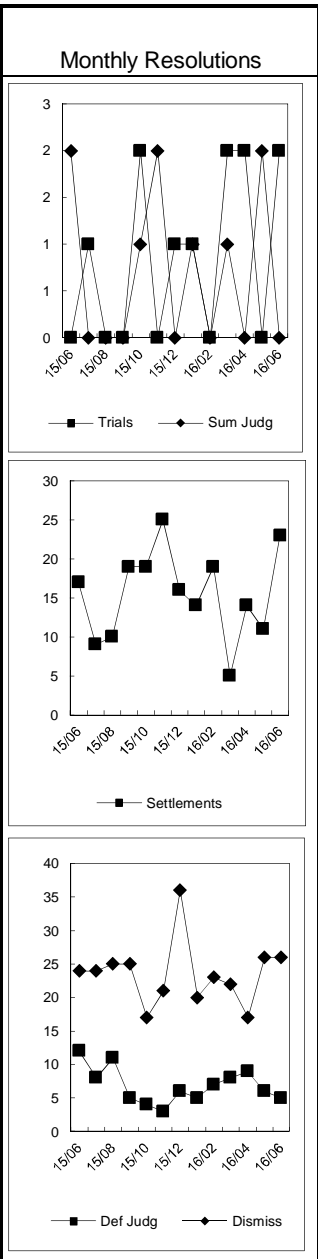
HUNTERDON

	Cases in Backlog															
	Track 1					Track 2				Track 3			Track 4			Total Backlog
	12 to 18 months	18 to 24 months	24 to 36 months	over 36 months	Total Track 1	18 to 24 months	24 to 36 months	over 36 months	Total Track 2	24 to 36 months	over 36 months	Total Track 3	24 to 36 months	over 36 months	Total Track 4	
Act on Neg Inst	0	0	0	0	0	0	0	0	0	0	0	0	0	0	0	0
Asbestos	0	0	0	0	0	0	0	0	0	0	0	0	0	0	0	0
Assault & Bat	0	0	0	0	0	0	0	0	0	0	0	0	0	0	0	0
Auto - Pers Inj	0	0	0	0	0	10	3	0	13	0	0	0	0	0	0	13
Auto - Property	0	0	0	0	0	0	0	0	0	0	0	0	0	0	0	0
Book Account	0	0	0	0	0	0	0	0	0	0	0	0	0	0	0	0
Civil Rights	0	0	0	0	0	0	0	0	0	0	1	1	0	0	0	1
Complex Comme	0	0	0	0	0	0	0	0	0	0	0	0	1	0	1	1
Condemnation	0	0	0	0	0	0	0	0	0	0	0	0	0	0	0	0
Construction	0	0	0	0	0	1	0	1	2	0	0	0	0	0	0	2
Contract/Comme	0	0	0	0	0	2	1	2	5	0	0	0	0	0	0	5
Employment	0	0	0	0	0	0	0	1	1	0	0	0	0	0	0	1
Lieu of P. Writ	0	0	0	0	0	0	0	0	0	0	0	0	0	2	2	2
Medical Malprac	0	0	0	0	0	0	0	0	0	4	2	6	0	0	0	6
Name Change	0	0	0	0	0	0	0	0	0	0	0	0	0	0	0	0
Other Insurance	0	0	0	0	0	0	0	0	0	0	0	0	0	0	0	0
Other MCL	0	0	0	0	0	0	0	0	0	0	0	0	0	0	0	0
Other Track 1	1	0	0	0	1	0	0	0	0	0	0	0	0	0	0	1
Other Track 3	0	0	0	0	0	0	0	0	0	2	1	3	0	0	0	3
Other Track 4	0	0	0	0	0	0	0	0	0	0	0	0	0	0	0	0
Personal Injury	0	0	0	0	0	8	9	2	19	0	0	0	0	0	0	19
Prod Liability	0	0	0	0	0	0	0	0	0	0	1	1	0	0	0	1
Prof Malpractic	0	0	0	0	0	0	0	0	0	2	0	2	0	0	0	2
PIP Coverage	0	0	0	0	0	0	0	0	0	0	0	0	0	0	0	0
Real Property	0	0	0	0	0	0	0	0	0	0	0	0	0	0	0	0
Tort Other	0	0	0	0	0	0	1	1	2	0	0	0	0	0	0	2
Toxic Tort	0	0	0	0	0	0	0	0	0	0	0	0	0	0	0	0
UM/UIIM Bod Inj	0	0	0	0	0	0	0	0	0	0	0	0	0	0	0	0
Total	1	0	0	0	1	21	14	7	42	8	5	13	1	2	3	59

NOTE: Some Multicounty Litigation (MCL) cases were transferred in November 2014: Atlantic to Bergen = 8,935; Atlantic to Middlesex = 4,070.

**CIVIL RESOLUTION SUMMARY BY CASETYPE
JULY 2015 - JUNE 2016
HUNTERDON**

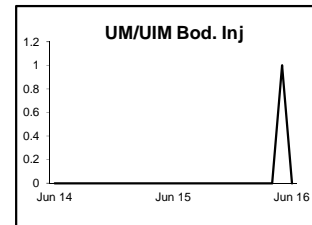
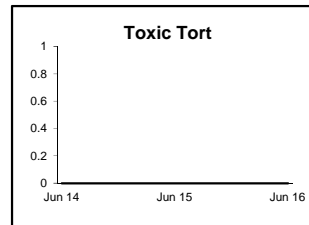
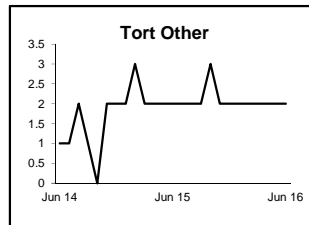
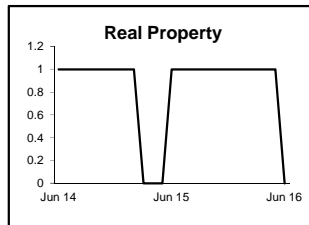
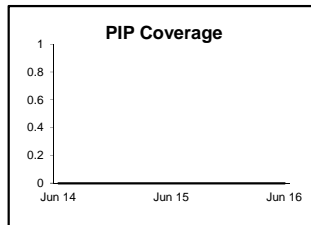
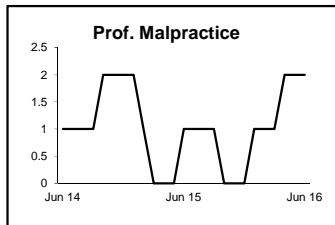
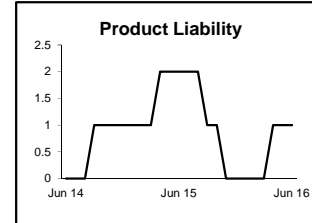
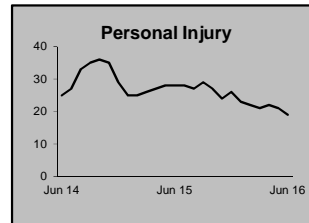
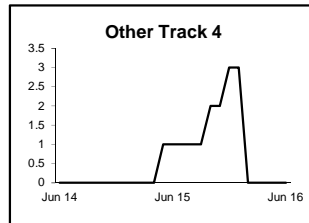
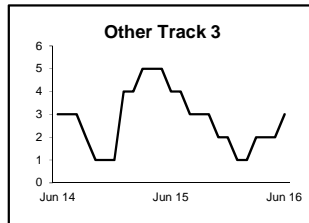
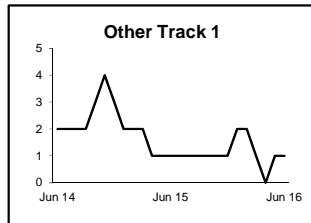
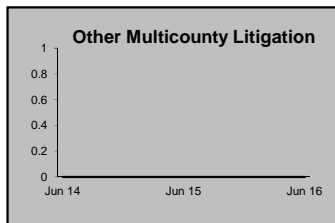
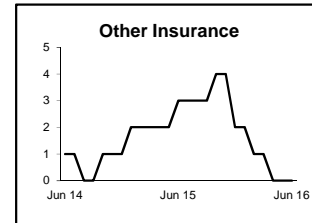

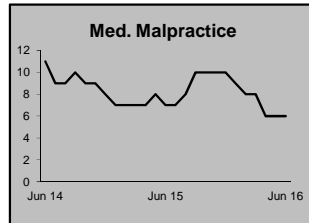
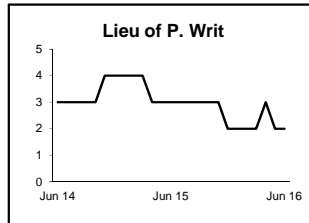
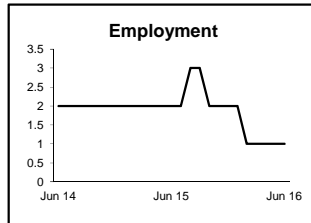
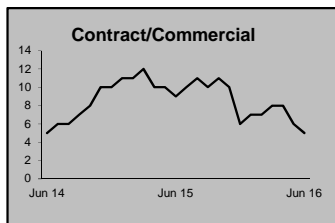
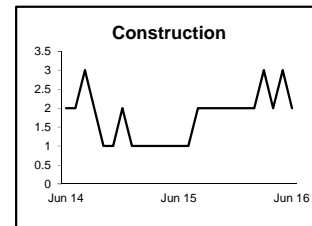
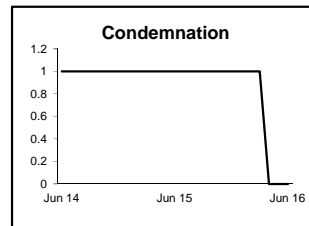
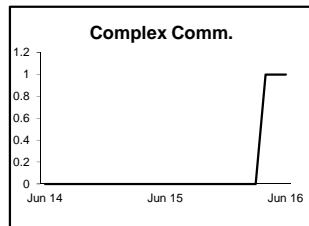
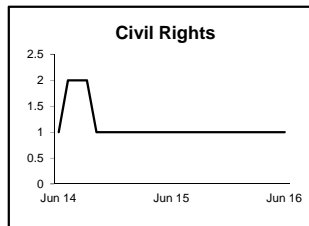
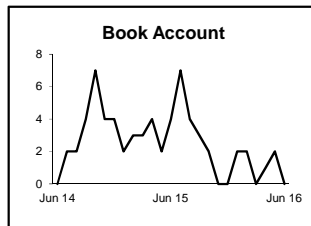
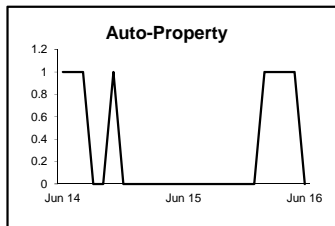
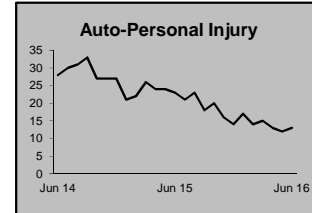
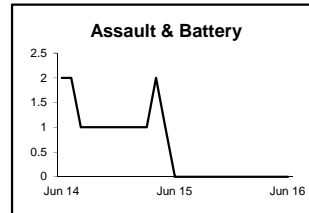
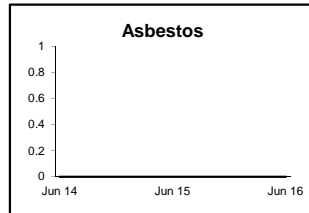
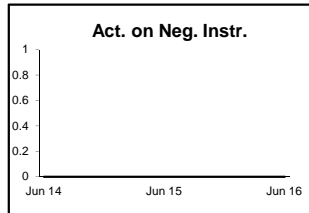
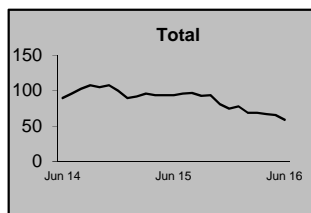
	Trial			Summary					Total	Percent resolved by					
	Jury	Nonjury	Total	Judgment	Settlement	Default Judgment	Dismiss	Other		Trial	Sum Jud	Settle	Default J	Dismiss	Other
Act on Neg Inst	0	0	0	0	0	0	2	0	2	0%	0%	0%	0%	100%	0%
Asbestos	0	0	0	0	0	0	0	0	0	0%	0%	0%	0%	0%	0%
Assault & Bat	0	0	0	0	0	0	0	0	0	0%	0%	0%	0%	0%	0%
Auto - Pers Inj	2	1	3	0	40	0	31	4	78	4%	0%	51%	0%	40%	5%
Auto - Property	0	0	0	0	2	0	3	1	6	0%	0%	33%	0%	50%	17%
Book Account	0	1	1	2	33	39	70	1	146	1%	1%	23%	27%	48%	1%
Civil Rights	0	0	0	0	0	0	0	0	0	0%	0%	0%	0%	0%	0%
Complex Commer	0	0	0	0	4	4	1	0	9	0%	0%	44%	44%	11%	0%
Condemnation	0	0	0	0	0	0	1	2	3	0%	0%	0%	0%	33%	67%
Construction	0	0	0	0	4	1	3	0	8	0%	0%	50%	13%	38%	0%
Contract/Commer	1	1	2	1	35	23	64	2	127	2%	1%	28%	18%	50%	2%
Employment	1	0	1	0	1	0	0	0	2	50%	0%	50%	0%	0%	0%
Lieu of P. Writ	1	0	1	0	1	0	3	0	5	20%	0%	20%	0%	60%	0%
Medical Malprac	1	0	1	1	1	0	7	0	10	10%	10%	10%	0%	70%	0%
Name Change	0	0	0	0	0	0	9	35	44	0%	0%	0%	0%	20%	80%
Other Insurance	0	0	0	0	2	1	3	2	8	0%	0%	25%	13%	38%	25%
Other MCL	0	0	0	0	0	0	0	0	0	0%	0%	0%	0%	0%	0%
Other Track 1	0	0	0	1	8	6	38	2	55	0%	2%	15%	11%	69%	4%
Other Track 3	1	0	1	0	5	0	7	0	13	8%	0%	38%	0%	54%	0%
Other Track 4	0	0	0	0	2	0	2	0	4	0%	0%	50%	0%	50%	0%
Personal Injury	1	0	1	1	36	1	22	4	65	2%	2%	55%	2%	34%	6%
Prod Liability	0	0	0	0	1	0	3	0	4	0%	0%	25%	0%	75%	0%
Prof Malpractic	0	0	0	0	2	0	2	0	4	0%	0%	50%	0%	50%	0%
PIP Coverage	0	0	0	0	0	0	1	0	1	0%	0%	0%	0%	100%	0%
Real Property	0	0	0	0	2	2	1	1	6	0%	0%	33%	33%	17%	17%
Tort Other	0	0	0	1	3	0	8	0	12	0%	8%	25%	0%	67%	0%
Toxic Tort	0	0	0	0	0	0	0	0	0	0%	0%	0%	0%	0%	0%
UM/UIB Bod Inj	0	0	0	0	2	0	1	0	3	0%	0%	67%	0%	33%	0%
Total	8	3	11	7	184	77	282	54	615	2%	1%	30%	13%	46%	9%



NOTE: Some Multicounty Litigation (MCL) cases were transferred in November 2014: Atlantic to Bergen = 8,935; Atlantic to Middlesex = 4,070.

CIVIL BACKLOG BY CASETYPE JUNE 2016 HUNTERDON

	Total Backlog	% chg
Jun 14	90	
Jun 15	94	4%
Jun 16	59	-37%



1) Casetypes with the state's largest backlogs are highlighted.

2) Some Multicounty Litigation (MCL) cases were transferred in November 2014: Atlantic to Bergen = 8,935; Atlantic to Middlesex = 4,070.

CIVIL CASELOAD SUMMARY BY CASETYPE
JULY 2015 - JUNE 2016
MERCER

	Filings			Resolutions			Clearance		Backlog			Backlog Percent		Backlog Per 100 Monthly Filings		Active Pending		
	Jul 2014 to Jun 2015	Jul 2015 to Jun 2016	percent change	Jul 2014 to Jun 2015	Jul 2015 to Jun 2016	percent change	Jul 2015 - Jun 2016		Jun 2015	Jun 2016	percent change	Jun 2015	Jun 2016	Jun 2015	Jun 2016	Jun 2015	Jun 2016	percent change
	number	percent																
Act on Neg Inst	17	9	-47%	14	9	-36%	0	100%	1	2	100%	13%	25%	71	267	8	8	0%
Asbestos	4	0	-100%	3	0	-100%	0	100%	0	0	0%	0%	0%	0	0	0	0	0%
Assault & Bat	6	6	0%	7	9	29%	3	150%	5	3	-40%	63%	43%	1,000	600	8	7	-13%
Auto - Pers Inj	877	883	1%	938	901	-4%	18	102%	268	250	-7%	23%	21%	367	340	1,182	1,184	0%
Auto - Property	31	33	6%	21	38	81%	5	115%	2	3	50%	6%	11%	77	109	31	27	-13%
Book Account	635	387	-39%	590	498	-16%	111	129%	13	7	-46%	4%	4%	25	22	308	196	-36%
Civil Rights	21	27	29%	15	25	67%	-2	93%	6	5	-17%	24%	14%	343	222	25	36	44%
Complex Comme	7	12	71%	7	6	-14%	-6	50%	5	5	0%	36%	24%	857	500	14	21	50%
Condemnation	1	2	100%	3	2	-33%	0	100%	1	0	-100%	50%	0%	1,200	0	2	2	0%
Construction	25	24	-4%	15	30	100%	6	125%	3	2	-33%	11%	9%	144	100	28	22	-21%
Contract/Comme	298	238	-20%	299	293	-2%	55	123%	30	29	-3%	12%	16%	121	146	242	182	-25%
Employment	26	17	-35%	25	22	-12%	5	129%	3	5	67%	13%	28%	138	353	24	18	-25%
Lieu of P. Writ	26	20	-23%	27	25	-7%	5	125%	1	1	0%	7%	11%	46	60	15	9	-40%
Medical Malprac	31	47	52%	42	54	29%	7	115%	35	35	0%	36%	38%	1,355	894	96	91	-5%
Name Change	108	123	14%	108	120	11%	-3	98%	0	0	0%	0%	0%	0	0	13	19	46%
Other Insurance	53	38	-28%	41	47	15%	9	124%	2	10	400%	5%	29%	45	316	43	34	-21%
Other MCL	0	0	0%	0	0	0%	0	100%	0	0	0%	0%	0%	0	0	0	0	0%
Other Track 1	289	256	-11%	299	239	-20%	-17	93%	7	2	-71%	6%	2%	29	9	110	102	-7%
Other Track 3	96	99	3%	94	110	17%	11	111%	31	21	-32%	24%	17%	388	255	128	121	-5%
Other Track 4	25	26	4%	21	29	38%	3	112%	12	16	33%	26%	36%	576	738	47	45	-4%
Personal Injury	484	497	3%	418	488	17%	-9	98%	112	106	-5%	18%	18%	278	256	607	595	-2%
Prod Liability	7	11	57%	19	15	-21%	4	136%	8	6	-25%	40%	35%	1,371	655	20	17	-15%
Prof Malpractic	40	32	-20%	41	42	2%	10	131%	13	10	-23%	23%	19%	390	375	56	53	-5%
PIP Coverage	8	7	-13%	8	10	25%	3	143%	0	1		0%	33%	0	171	6	3	-50%
Real Property	8	17	113%	14	8	-43%	-9	47%	1	3	200%	33%	21%	150	212	3	14	367%
Tort Other	80	92	15%	75	82	9%	-10	89%	7	7	0%	11%	10%	105	91	63	72	14%
Toxic Tort	3	3	0%	1	1	0%	-2	33%	0	0	0%	0%	0%	0	0	1	3	200%
UM/UIIM Bod Inj	53	51	-4%	43	43	0%	-8	84%	10	18	80%	15%	23%	226	424	65	78	20%
Total	3,259	2,957	-9%	3,188	3,146	-1%	189	106%	576	547	-5%	18%	18%	212	222	3,145	2,959	-6%

NOTE: Some Multicounty Litigation (MCL) cases were transferred in November 2014: Atlantic to Bergen = 8,935; Atlantic to Middlesex = 4,070.

CIVIL BACKLOG SUMMARY BY CASETYPE

JUNE 2016

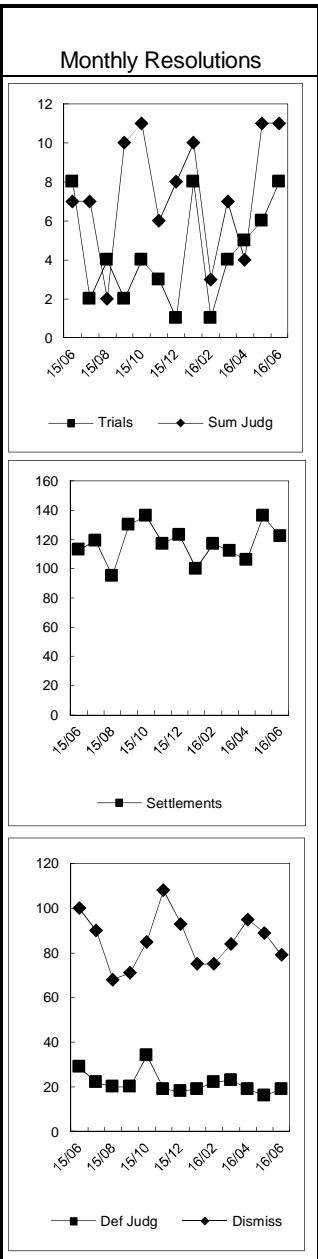
MERCER

	Cases in Backlog															
	Track 1					Track 2				Track 3			Track 4			Total Backlog
	12 to 18 months	18 to 24 months	24 to 36 months	over 36 months	Total Track 1	18 to 24 months	24 to 36 months	over 36 months	Total Track 2	24 to 36 months	over 36 months	Total Track 3	24 to 36 months	over 36 months	Total Track 4	
Act on Neg Inst	1	0	0	1	2	0	0	0	0	0	0	0	0	0	0	2
Asbestos	0	0	0	0	0	0	0	0	0	0	0	0	0	0	0	0
Assault & Bat	0	0	0	0	0	0	0	0	0	1	2	3	0	0	0	3
Auto - Pers Inj	0	0	0	0	0	132	96	22	250	0	0	0	0	0	0	250
Auto - Property	0	0	0	0	0	2	0	1	3	0	0	0	0	0	0	3
Book Account	6	1	0	0	7	0	0	0	0	0	0	0	0	0	0	7
Civil Rights	0	0	0	0	0	0	0	0	0	1	4	5	0	0	0	5
Complex Comme	0	0	0	0	0	0	0	0	0	0	0	0	2	3	5	5
Condemnation	0	0	0	0	0	0	0	0	0	0	0	0	0	0	0	0
Construction	0	0	0	0	0	2	0	0	2	0	0	0	0	0	0	2
Contract/Comme	0	0	0	0	0	14	10	3	27	0	1	1	1	0	1	29
Employment	0	0	0	0	0	2	2	1	5	0	0	0	0	0	0	5
Lieu of P. Writ	0	0	0	0	0	0	0	0	0	0	0	0	0	1	1	1
Medical Malprac	0	0	0	0	0	0	0	0	0	20	15	35	0	0	0	35
Name Change	0	0	0	0	0	0	0	0	0	0	0	0	0	0	0	0
Other Insurance	5	4	0	0	9	0	0	0	0	0	0	0	1	0	1	10
Other MCL	0	0	0	0	0	0	0	0	0	0	0	0	0	0	0	0
Other Track 1	2	0	0	0	2	0	0	0	0	0	0	0	0	0	0	2
Other Track 3	0	0	0	0	0	0	0	0	0	15	6	21	0	0	0	21
Other Track 4	0	0	0	0	0	0	0	0	0	0	0	0	9	7	16	16
Personal Injury	0	0	0	0	0	63	32	11	106	0	0	0	0	0	0	106
Prod Liability	0	0	0	0	0	0	0	0	0	2	4	6	0	0	0	6
Prof Malpractic	0	0	0	0	0	0	0	0	0	6	4	10	0	0	0	10
PIP Coverage	1	0	0	0	1	0	0	0	0	0	0	0	0	0	0	1
Real Property	2	0	0	1	3	0	0	0	0	0	0	0	0	0	0	3
Tort Other	0	0	0	0	0	6	0	1	7	0	0	0	0	0	0	7
Toxic Tort	0	0	0	0	0	0	0	0	0	0	0	0	0	0	0	0
UM/UIM Bod Inj	0	0	0	0	0	10	7	1	18	0	0	0	0	0	0	18
Total	17	5	0	2	24	231	147	40	418	45	36	81	13	11	24	547

NOTE: Some Multicounty Litigation (MCL) cases were transferred in November 2014: Atlantic to Bergen = 8,935; Atlantic to Middlesex = 4,070.

CIVIL RESOLUTION SUMMARY BY CASETYPE
JULY 2015 - JUNE 2016
MERCER

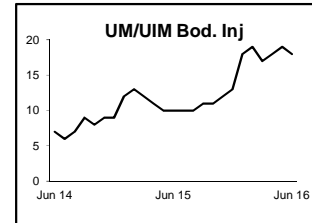
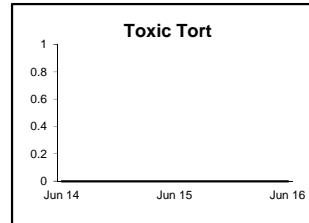
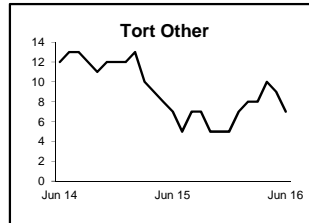
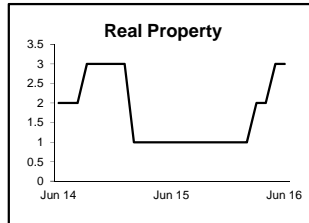
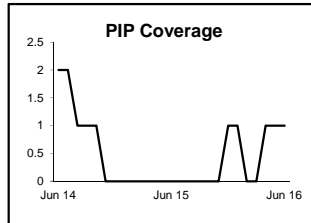
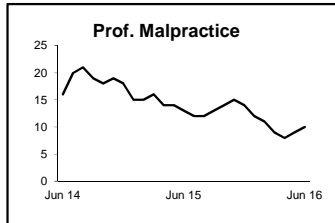
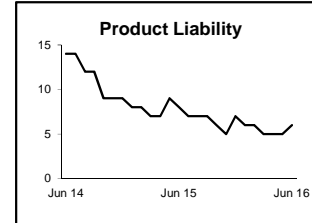
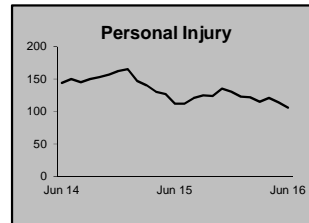
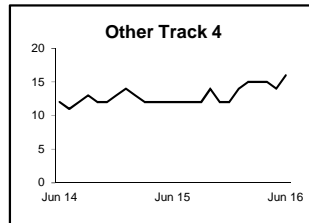
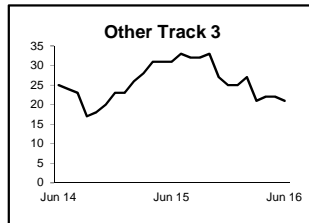
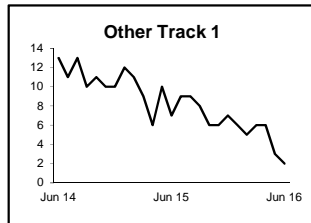
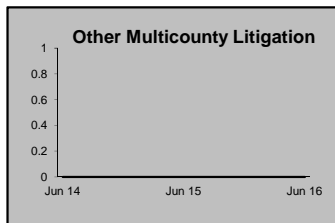
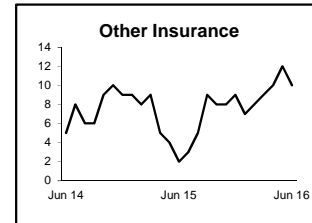

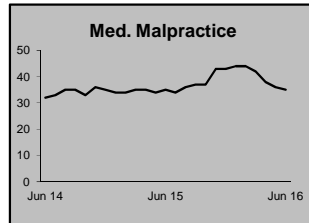
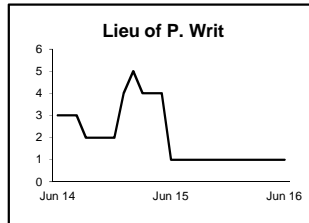
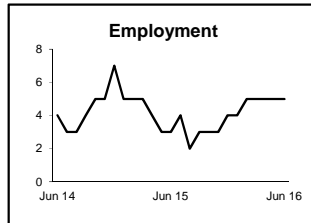
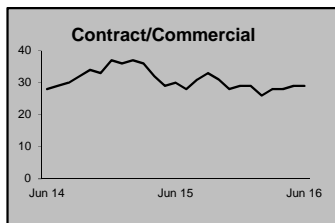
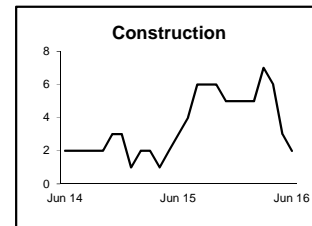
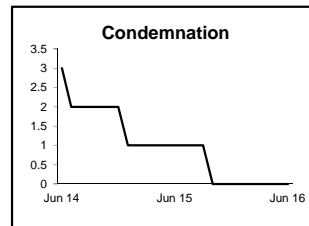
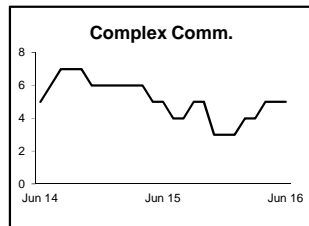
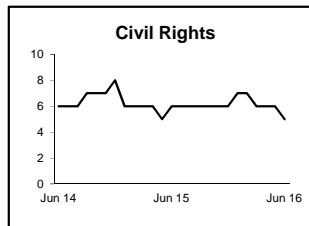
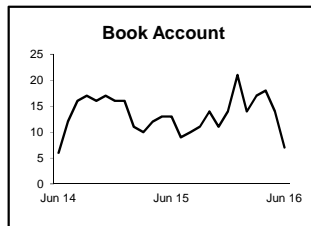
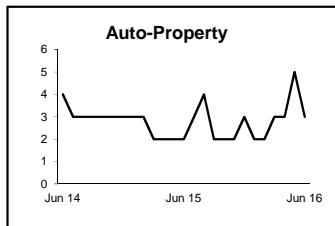
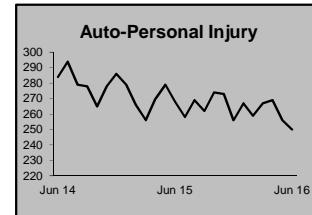
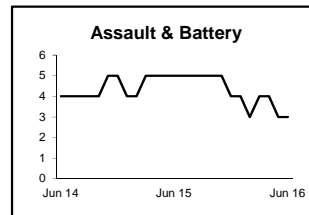
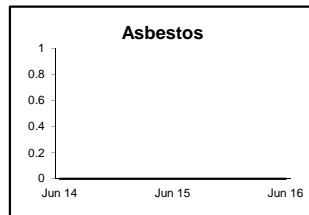
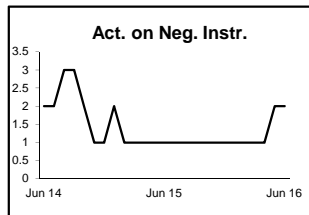
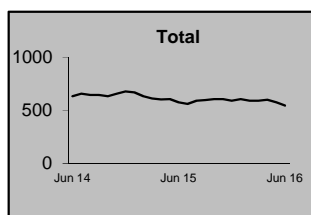
	Trial			Summary					Total	Percent resolved by					
	Jury	Nonjury	Total	Judgment	Settlement	Default Judgment	Dismiss	Other		Trial	Sum Jud	Settle	Default J	Dismiss	Other
Act on Neg Inst	0	0	0	0	1	5	2	1	9	0%	0%	11%	56%	22%	11%
Asbestos	0	0	0	0	0	0	0	0	0	0%	0%	0%	0%	0%	0%
Assault & Bat	0	0	0	0	3	1	4	1	9	0%	0%	33%	11%	44%	11%
Auto - Pers Inj	23	2	25	8	616	4	211	37	901	3%	1%	68%	0%	23%	4%
Auto - Property	0	0	0	0	13	8	17	0	38	0%	0%	34%	21%	45%	0%
Book Account	0	0	0	12	91	126	262	7	498	0%	2%	18%	25%	53%	1%
Civil Rights	0	0	0	1	1	0	19	4	25	0%	4%	4%	0%	76%	16%
Complex Commer	0	0	0	0	2	0	3	1	6	0%	0%	33%	0%	50%	17%
Condemnation	0	0	0	0	1	0	1	0	2	0%	0%	50%	0%	50%	0%
Construction	0	0	0	0	15	3	7	5	30	0%	0%	50%	10%	23%	17%
Contract/Commer	2	2	4	11	101	62	106	9	293	1%	4%	34%	21%	36%	3%
Employment	0	2	2	0	10	0	6	4	22	9%	0%	45%	0%	27%	18%
Lieu of P. Writ	0	0	0	0	4	0	17	4	25	0%	0%	16%	0%	68%	16%
Medical Malprac	5	0	5	2	32	1	11	3	54	9%	4%	59%	2%	20%	6%
Name Change	0	0	0	0	0	0	27	93	120	0%	0%	0%	0%	23%	78%
Other Insurance	0	1	1	6	17	7	12	4	47	2%	13%	36%	15%	26%	9%
Other MCL	0	0	0	0	0	0	0	0	0	0%	0%	0%	0%	0%	0%
Other Track 1	0	0	0	7	59	9	90	74	239	0%	3%	25%	4%	38%	31%
Other Track 3	2	1	3	8	48	2	27	22	110	3%	7%	44%	2%	25%	20%
Other Track 4	0	0	0	2	14	4	7	2	29	0%	7%	48%	14%	24%	7%
Personal Injury	4	1	5	19	279	5	130	50	488	1%	4%	57%	1%	27%	10%
Prod Liability	0	0	0	0	9	0	6	0	15	0%	0%	60%	0%	40%	0%
Prof Malpractic	0	1	1	1	27	1	9	3	42	2%	2%	64%	2%	21%	7%
PIP Coverage	0	0	0	1	5	1	3	0	10	0%	10%	50%	10%	30%	0%
Real Property	0	0	0	0	4	3	0	1	8	0%	0%	50%	38%	0%	13%
Tort Other	0	1	1	11	28	8	30	4	82	1%	13%	34%	10%	37%	5%
Toxic Tort	0	0	0	0	0	1	0	0	1	0%	0%	0%	100%	0%	0%
UM/UIB Bod Inj	1	0	1	1	33	0	5	3	43	2%	2%	77%	0%	12%	7%
Total	37	11	48	90	1,413	251	1,012	332	3,146	2%	3%	45%	8%	32%	11%



NOTE: Some Multicounty Litigation (MCL) cases were transferred in November 2014: Atlantic to Bergen = 8,935; Atlantic to Middlesex = 4,070.

CIVIL BACKLOG BY CASETYPE JUNE 2016 MERCER

	Total Backlog	% chg
Jun 14	635	
Jun 15	576	-9%
Jun 16	547	-5%



1) Casetypes with the state's largest backlogs are highlighted.

2) Some Multicounty Litigation (MCL) cases were transferred in November 2014: Atlantic to Bergen = 8,935; Atlantic to Middlesex = 4,070.

CIVIL CASELOAD SUMMARY BY CASETYPE
JULY 2015 - JUNE 2016
MIDDLESEX

	Filings			Resolutions			Clearance		Backlog			Backlog Percent		Backlog Per 100 Monthly Filings		Active Pending		
	Jul 2014 to Jun 2015	Jul 2015 to Jun 2016	percent change	Jul 2014 to Jun 2015	Jul 2015 to Jun 2016	percent change	Jul 2015 - Jun 2016		Jun 2015	Jun 2016	percent change	Jun 2015	Jun 2016	Jun 2015	Jun 2016	Jun 2015	Jun 2016	percent change
	number	percent																
Act on Neg Inst	30	31	3%	46	24	-48%	-7	77%	0	0	0%	0%	0%	0	0	13	20	54%
Asbestos	77	119	55%	114	87	-24%	-32	73%	143	213	49%	42%	56%	2,229	2,148	343	378	10%
Assault & Bat	17	16	-6%	26	15	-42%	-1	94%	6	6	0%	23%	22%	424	450	26	27	4%
Auto - Pers Inj	3,208	3,224	0%	3,230	3,233	0%	9	100%	573	592	3%	15%	15%	214	220	3,890	3,899	0%
Auto - Property	55	47	-15%	63	48	-24%	1	102%	7	6	-14%	16%	14%	153	153	44	44	0%
Book Account	1,000	878	-12%	991	900	-9%	22	103%	14	17	21%	3%	4%	17	23	535	477	-11%
Civil Rights	36	37	3%	38	38	0%	1	103%	5	1	-80%	19%	4%	167	32	27	26	-4%
Complex Comme	43	43	0%	42	41	-2%	-2	95%	16	16	0%	31%	28%	447	447	52	58	12%
Condemnation	12	26	117%	17	23	35%	-3	88%	1	0	-100%	8%	0%	100	0	12	15	25%
Construction	65	60	-8%	49	68	39%	8	113%	9	11	22%	14%	18%	166	220	66	61	-8%
Contract/Comme	945	812	-14%	1,040	977	-6%	165	120%	28	27	-4%	4%	5%	36	40	673	558	-17%
Employment	47	50	6%	46	50	9%	0	100%	3	5	67%	10%	17%	77	120	30	29	-3%
Lieu of P. Writ	35	45	29%	47	41	-13%	-4	91%	2	4	100%	9%	14%	69	107	23	28	22%
Medical Malprac	110	129	17%	134	98	-27%	-31	76%	50	58	16%	24%	24%	545	540	210	244	16%
Name Change	318	302	-5%	317	314	-1%	12	104%	0	0	0%	0%	0%	0	0	45	33	-27%
Other Insurance	74	79	7%	69	54	-22%	-25	68%	11	7	-36%	26%	13%	178	106	43	55	28%
Other MCL	4,234	39	-99%	343	206	-40%	167	528%	4,066	4,505	11%	83%	95%	1,152	138,615	4,928	4,740	-4%
Other Track 1	454	352	-22%	421	324	-23%	-28	92%	6	8	33%	4%	5%	16	27	170	157	-8%
Other Track 3	171	183	7%	186	177	-5%	-6	97%	17	17	0%	8%	8%	119	111	202	211	4%
Other Track 4	46	31	-33%	39	26	-33%	-5	84%	20	9	-55%	50%	20%	522	348	40	44	10%
Personal Injury	1,176	1,308	11%	1,169	1,166	0%	-142	89%	226	250	11%	15%	16%	231	229	1,470	1,612	10%
Prod Liability	38	38	0%	64	71	11%	33	187%	15	9	-40%	24%	15%	474	284	63	59	-6%
Prof Malpractic	56	51	-9%	71	68	-4%	17	133%	16	14	-13%	18%	17%	343	329	91	84	-8%
PIP Coverage	29	24	-17%	31	32	3%	8	133%	3	0	-100%	16%	0%	124	0	19	8	-58%
Real Property	48	38	-21%	46	35	-24%	-3	92%	1	0	-100%	4%	0%	25	0	26	17	-35%
Tort Other	138	167	21%	154	170	10%	3	102%	14	16	14%	10%	12%	122	115	138	139	1%
Toxic Tort	1	1	0%	3	0	-100%	-1	0%	0	0	0%	0%	0%	0	0	1	2	100%
UM/UIIM Bod Inj	171	221	29%	162	174	7%	-47	79%	36	30	-17%	17%	11%	253	163	214	282	32%
Total	12,634	8,351	-34%	8,958	8,460	-6%	109	101%	5,288	5,821	10%	39%	44%	502	836	13,394	13,307	-1%

NOTE: Some Multicounty Litigation (MCL) cases were transferred in November 2014: Atlantic to Bergen = 8,935; Atlantic to Middlesex = 4,070.

CIVIL BACKLOG SUMMARY BY CASETYPE

JUNE 2016

MIDDLESEX

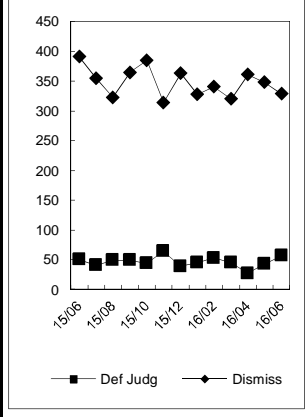
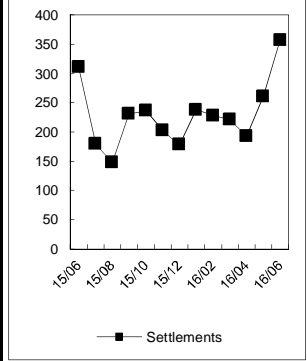
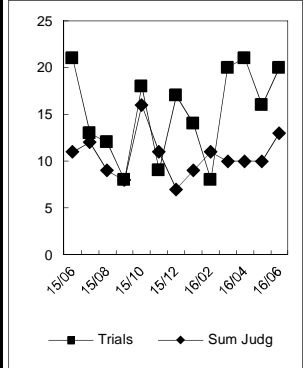
	Cases in Backlog															
	Track 1					Track 2				Track 3			Track 4			Total Backlog
	12 to 18 months	18 to 24 months	24 to 36 months	over 36 months	Total Track 1	18 to 24 months	24 to 36 months	over 36 months	Total Track 2	24 to 36 months	over 36 months	Total Track 3	24 to 36 months	over 36 months	Total Track 4	
Act on Neg Inst	0	0	0	0	0	0	0	0	0	0	0	0	0	0	0	0
Asbestos	0	0	0	0	0	0	0	0	0	0	0	0	120	93	213	213
Assault & Bat	0	0	0	0	0	0	0	0	0	6	0	6	0	0	0	6
Auto - Pers Inj	0	0	0	0	0	383	195	14	592	0	0	0	0	0	0	592
Auto - Property	0	0	0	0	0	3	2	1	6	0	0	0	0	0	0	6
Book Account	13	4	0	0	17	0	0	0	0	0	0	0	0	0	0	17
Civil Rights	0	0	0	0	0	0	0	0	0	0	1	1	0	0	0	1
Complex Comme	0	0	0	0	0	0	0	0	0	0	0	0	10	6	16	16
Condemnation	0	0	0	0	0	0	0	0	0	0	0	0	0	0	0	0
Construction	0	0	0	0	0	4	7	0	11	0	0	0	0	0	0	11
Contract/Comme	0	0	0	0	0	20	6	1	27	0	0	0	0	0	0	27
Employment	0	0	0	0	0	3	2	0	5	0	0	0	0	0	0	5
Lieu of P. Writ	0	0	0	0	0	0	0	0	0	0	0	0	4	0	4	4
Medical Malprac	0	0	0	0	0	0	0	0	0	41	17	58	0	0	0	58
Name Change	0	0	0	0	0	0	0	0	0	0	0	0	0	0	0	0
Other Insurance	1	4	2	0	7	0	0	0	0	0	0	0	0	0	0	7
Other MCL	0	0	0	0	0	0	0	0	0	0	0	0	603	3,902	4,505	4,505
Other Track 1	7	0	1	0	8	0	0	0	0	0	0	0	0	0	0	8
Other Track 3	0	0	0	0	0	0	0	0	0	12	5	17	0	0	0	17
Other Track 4	0	0	0	0	0	0	0	0	0	0	0	0	3	6	9	9
Personal Injury	0	0	0	0	0	175	72	3	250	0	0	0	0	0	0	250
Prod Liability	0	0	0	0	0	0	0	0	0	6	3	9	0	0	0	9
Prof Malpractic	0	0	0	0	0	0	0	0	0	12	2	14	0	0	0	14
PIP Coverage	0	0	0	0	0	0	0	0	0	0	0	0	0	0	0	0
Real Property	0	0	0	0	0	0	0	0	0	0	0	0	0	0	0	0
Tort Other	0	0	0	0	0	9	6	1	16	0	0	0	0	0	0	16
Toxic Tort	0	0	0	0	0	0	0	0	0	0	0	0	0	0	0	0
UM/UIIM Bod Inj	0	0	0	0	0	24	6	0	30	0	0	0	0	0	0	30
Total	21	8	3	0	32	621	296	20	937	77	28	105	740	4,007	4,747	5,821

NOTE: Some Multicounty Litigation (MCL) cases were transferred in November 2014: Atlantic to Bergen = 8,935; Atlantic to Middlesex = 4,070.

CIVIL RESOLUTION SUMMARY BY CASETYPE
JULY 2015 - JUNE 2016
MIDDLESEX

	Trial			Summary					Total	Percent resolved by					
	Jury	Nonjury	Total	Judgment	Settlement	Default Judgment	Dismiss	Other		Trial	Sum Jud	Settle	Default J	Dismiss	Other
Act on Neg Inst	0	0	0	1	5	4	14	0	24	0%	4%	21%	17%	58%	0%
Asbestos	1	0	1	0	73	0	6	7	87	1%	0%	84%	0%	7%	8%
Assault & Bat	0	0	0	1	7	2	5	0	15	0%	7%	47%	13%	33%	0%
Auto - Pers Inj	97	1	98	22	1,332	13	1,616	152	3,233	3%	1%	41%	0%	50%	5%
Auto - Property	1	1	2	2	13	2	28	1	48	4%	4%	27%	4%	58%	2%
Book Account	0	0	0	22	139	279	439	21	900	0%	2%	15%	31%	49%	2%
Civil Rights	1	0	1	3	6	0	16	12	38	3%	8%	16%	0%	42%	32%
Complex Commer	0	1	1	1	5	1	15	18	41	2%	2%	12%	2%	37%	44%
Condemnation	0	0	0	0	3	0	15	5	23	0%	0%	13%	0%	65%	22%
Construction	0	0	0	2	14	15	31	6	68	0%	3%	21%	22%	46%	9%
Contract/Commer	2	15	17	35	164	195	527	39	977	2%	4%	17%	20%	54%	4%
Employment	0	0	0	2	4	1	31	12	50	0%	4%	8%	2%	62%	24%
Lieu of P. Writ	0	2	2	1	5	0	32	1	41	5%	2%	12%	0%	78%	2%
Medical Malprac	10	0	10	1	37	1	47	2	98	10%	1%	38%	1%	48%	2%
Name Change	0	0	0	0	0	0	25	289	314	0%	0%	0%	0%	8%	92%
Other Insurance	0	2	2	2	10	2	32	6	54	4%	4%	19%	4%	59%	11%
Other MCL	0	0	0	0	13	0	186	7	206	0%	0%	6%	0%	90%	3%
Other Track 1	0	2	2	3	70	8	144	97	324	1%	1%	22%	2%	44%	30%
Other Track 3	1	0	1	1	60	0	94	21	177	1%	1%	34%	0%	53%	12%
Other Track 4	0	0	0	0	12	1	13	0	26	0%	0%	46%	4%	50%	0%
Personal Injury	23	3	26	16	542	15	494	73	1,166	2%	1%	46%	1%	42%	6%
Prod Liability	2	0	2	0	18	2	42	7	71	3%	0%	25%	3%	59%	10%
Prof Malpractic	2	0	2	1	22	2	36	5	68	3%	1%	32%	3%	53%	7%
PIP Coverage	0	0	0	1	3	0	26	2	32	0%	3%	9%	0%	81%	6%
Real Property	0	0	0	0	4	4	26	1	35	0%	0%	11%	11%	74%	3%
Tort Other	0	1	1	7	48	9	99	6	170	1%	4%	28%	5%	58%	4%
Toxic Tort	0	0	0	0	0	0	0	0	0	0%	0%	0%	0%	0%	0%
UM/UIB Bod Inj	8	0	8	2	63	0	93	8	174	5%	1%	36%	0%	53%	5%
Total	148	28	176	126	2,672	556	4,132	798	8,460	2%	1%	32%	7%	49%	9%

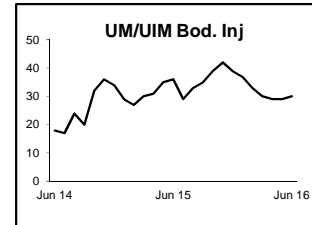
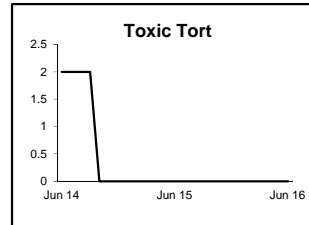
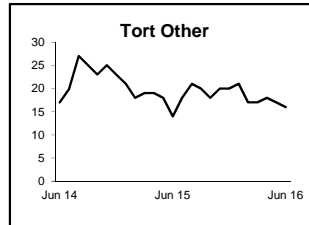
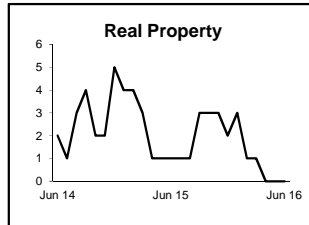
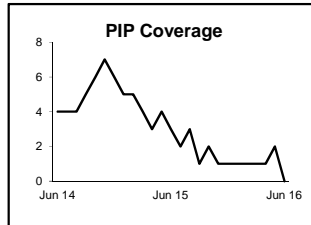
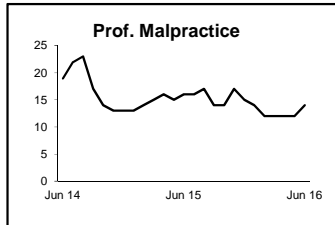
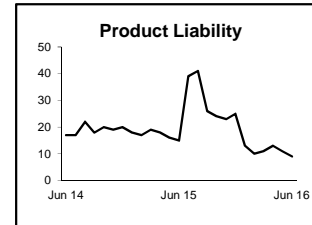
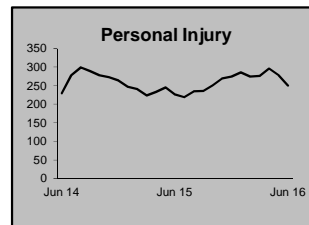
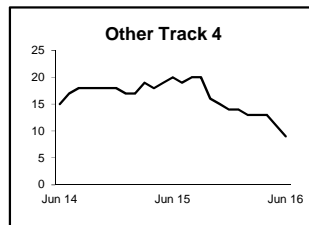
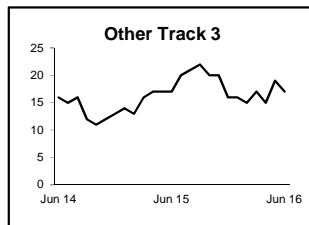
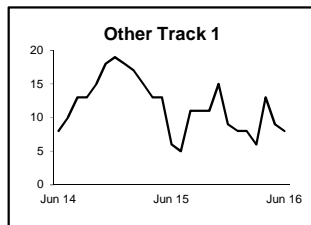
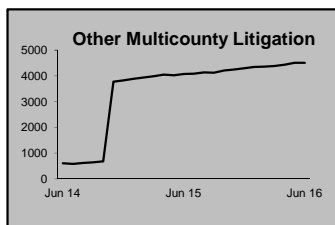
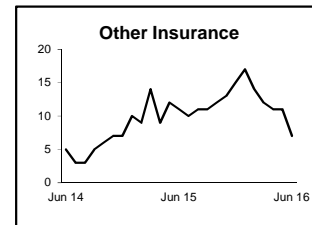
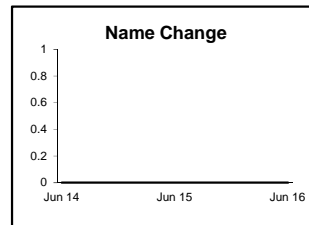
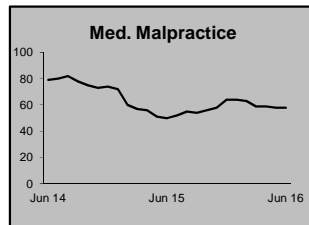
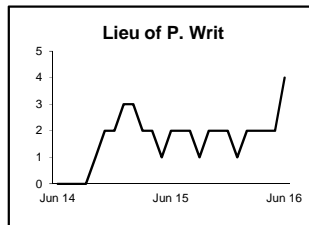
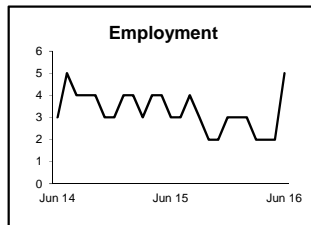
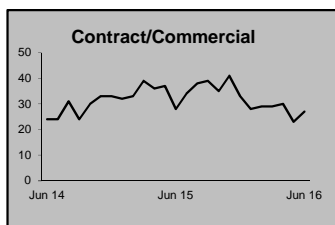
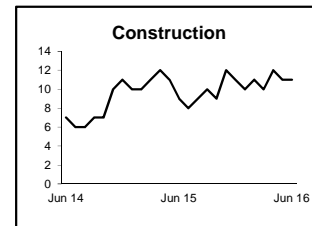
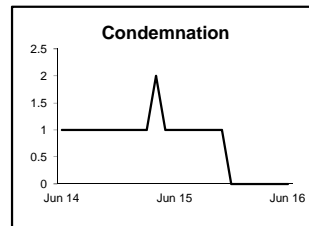
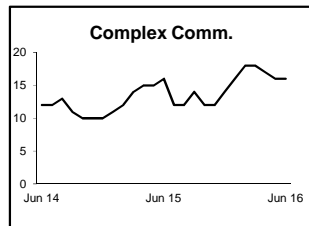
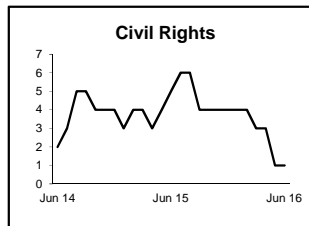
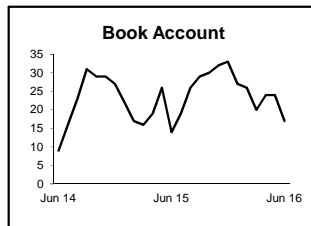
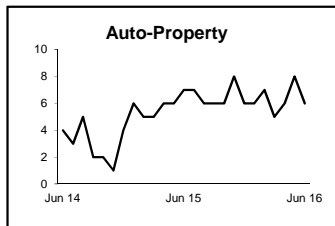
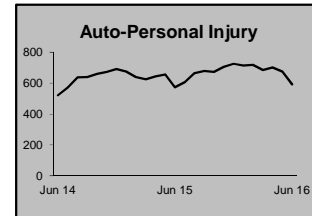
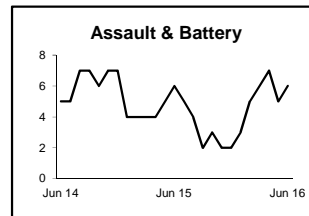
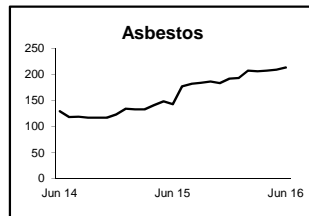
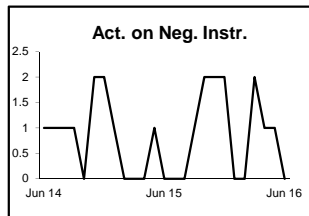
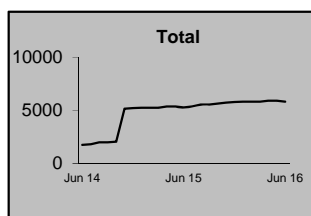
Monthly Resolutions



NOTE: Some Multicounty Litigation (MCL) cases were transferred in November 2014: Atlantic to Bergen = 8,935; Atlantic to Middlesex = 4,070.

**CIVIL BACKLOG BY CASETYPE
JUNE 2016
MIDDLESEX**

	Total	Backlog	% chg
Jun 14		1,753	
Jun 15		5,288	202%
Jun 16		5,821	10%



1) Casetypes with the state's largest backlogs are highlighted.

2) Some Multicounty Litigation (MCL) cases were transferred in November 2014: Atlantic to Bergen = 8,935; Atlantic to Middlesex = 4,070.

CIVIL CASELOAD SUMMARY BY CASETYPE
JULY 2015 - JUNE 2016
MONMOUTH

	Filings			Resolutions			Clearance		Backlog			Backlog Percent		Backlog Per 100 Monthly Filings		Active Pending		
	Jul 2014 to Jun 2015	Jul 2015 to Jun 2016	percent change	Jul 2014 to Jun 2015	Jul 2015 to Jun 2016	percent change	Jul 2015 - Jun 2016		Jun 2015	Jun 2016	percent change	Jun 2015	Jun 2016	Jun 2015	Jun 2016	Jun 2015	Jun 2016	percent change
	number	percent																
Act on Neg Inst	31	29	-6%	31	29	-6%	0	100%	3	3	0%	14%	14%	116	124	21	21	0%
Asbestos	0	0	0%	0	0	0%	0	100%	0	0	0%	0%	0%	0	0	0	0	0%
Assault & Bat	7	12	71%	19	14	-26%	2	117%	8	9	13%	33%	39%	1,371	900	24	23	-4%
Auto - Pers Inj	1,352	1,388	3%	1,453	1,373	-6%	-15	99%	479	453	-5%	25%	24%	425	392	1,892	1,905	1%
Auto - Property	50	47	-6%	33	48	45%	1	102%	4	7	75%	9%	17%	96	179	43	42	-2%
Book Account	780	644	-17%	786	773	-2%	129	120%	46	36	-22%	9%	10%	71	67	491	359	-27%
Civil Rights	16	19	19%	12	26	117%	7	137%	6	2	-67%	30%	13%	450	126	20	15	-25%
Complex Comme	18	19	6%	21	21	0%	2	111%	6	6	0%	20%	18%	400	379	30	34	13%
Condemnation	11	10	-9%	9	8	-11%	-2	80%	5	1	-80%	45%	8%	545	120	11	13	18%
Construction	65	61	-6%	62	56	-10%	-5	92%	14	19	36%	18%	23%	258	374	76	82	8%
Contract/Comme	874	706	-19%	1,032	826	-20%	120	117%	99	76	-23%	15%	14%	136	129	673	549	-18%
Employment	26	31	19%	25	28	12%	-3	90%	4	5	25%	19%	23%	185	194	21	22	5%
Lieu of P. Writ	46	55	20%	38	46	21%	-9	84%	5	6	20%	10%	10%	130	131	50	60	20%
Medical Malprac	77	84	9%	109	106	-3%	22	126%	99	86	-13%	44%	43%	1,543	1,229	223	202	-9%
Name Change	182	185	2%	169	189	12%	4	102%	0	0	0%	0%	0%	0	0	38	34	-11%
Other Insurance	130	55	-58%	121	86	-29%	31	156%	29	15	-48%	33%	31%	268	327	87	48	-45%
Other MCL	0	0	0%	0	0	0%	0	100%	0	0	0%	0%	0%	0	0	0	0	0%
Other Track 1	431	328	-24%	407	315	-23%	-13	96%	22	20	-9%	12%	11%	61	73	183	186	2%
Other Track 3	106	111	5%	111	93	-16%	-18	84%	15	14	-7%	14%	11%	170	151	105	126	20%
Other Track 4	23	45	96%	39	22	-44%	-23	49%	26	26	0%	50%	33%	1,357	693	52	80	54%
Personal Injury	780	854	9%	845	783	-7%	-71	92%	275	269	-2%	25%	23%	423	378	1,115	1,187	6%
Prod Liability	19	13	-32%	29	14	-52%	1	108%	4	12	200%	13%	39%	253	1,108	30	31	3%
Prof Malpractic	50	35	-30%	85	65	-24%	30	186%	32	33	3%	30%	38%	768	1,131	105	88	-16%
PIP Coverage	15	12	-20%	17	15	-12%	3	125%	5	4	-20%	36%	40%	400	400	14	10	-29%
Real Property	45	31	-31%	39	30	-23%	-1	97%	8	11	38%	29%	39%	213	426	28	28	0%
Tort Other	150	172	15%	171	181	6%	9	105%	46	43	-7%	25%	25%	368	300	184	173	-6%
Toxic Tort	0	1		6	1	-83%	0	100%	1	2	100%	33%	67%		2,400	3	3	0%
UM/UIIM Bod Inj	83	92	11%	79	85	8%	-7	92%	23	25	9%	19%	19%	333	326	120	130	8%
Total	5,367	5,039	-6%	5,748	5,233	-9%	194	104%	1,264	1,183	-6%	22%	22%	283	282	5,639	5,451	-3%

NOTE: Some Multicounty Litigation (MCL) cases were transferred in November 2014: Atlantic to Bergen = 8,935; Atlantic to Middlesex = 4,070.

CIVIL BACKLOG SUMMARY BY CASETYPE

JUNE 2016

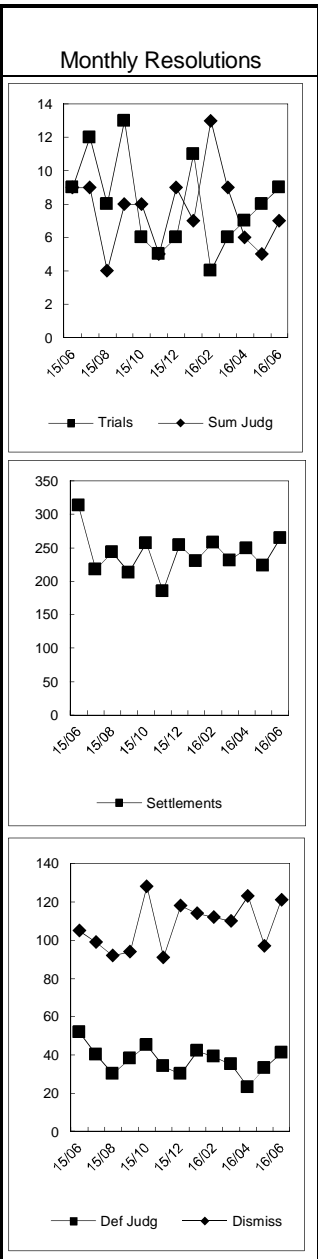
MONMOUTH

	Cases in Backlog															
	Track 1					Track 2				Track 3			Track 4			Total Backlog
	12 to 18 months	18 to 24 months	24 to 36 months	over 36 months	Total Track 1	18 to 24 months	24 to 36 months	over 36 months	Total Track 2	24 to 36 months	over 36 months	Total Track 3	24 to 36 months	over 36 months	Total Track 4	
Act on Neg Inst	2	1	0	0	3	0	0	0	0	0	0	0	0	0	0	3
Asbestos	0	0	0	0	0	0	0	0	0	0	0	0	0	0	0	0
Assault & Bat	0	0	0	0	0	0	0	0	0	7	2	9	0	0	0	9
Auto - Pers Inj	0	0	0	0	0	226	182	45	453	0	0	0	0	0	0	453
Auto - Property	0	0	0	0	0	5	2	0	7	0	0	0	0	0	0	7
Book Account	27	5	2	2	36	0	0	0	0	0	0	0	0	0	0	36
Civil Rights	0	0	0	0	0	0	0	0	0	1	1	2	0	0	0	2
Complex Comme	0	0	0	0	0	0	0	0	0	0	0	0	3	3	6	6
Condemnation	0	0	0	0	0	0	0	0	0	0	1	1	0	0	0	1
Construction	0	0	0	0	0	8	8	3	19	0	0	0	0	0	0	19
Contract/Comme	0	0	1	0	1	36	29	9	74	0	0	0	0	1	1	76
Employment	0	0	0	0	0	2	2	1	5	0	0	0	0	0	0	5
Lieu of P. Writ	0	0	0	0	0	0	0	0	0	0	0	0	5	1	6	6
Medical Malprac	0	0	0	0	0	0	0	0	0	44	42	86	0	0	0	86
Name Change	0	0	0	0	0	0	0	0	0	0	0	0	0	0	0	0
Other Insurance	6	5	2	1	14	0	0	0	0	0	0	0	0	1	1	15
Other MCL	0	0	0	0	0	0	0	0	0	0	0	0	0	0	0	0
Other Track 1	8	4	5	2	19	0	1	0	1	0	0	0	0	0	0	20
Other Track 3	0	0	0	0	0	0	0	0	0	10	4	14	0	0	0	14
Other Track 4	0	0	0	0	0	0	0	0	0	0	0	0	7	19	26	26
Personal Injury	0	0	0	0	0	134	112	23	269	0	0	0	0	0	0	269
Prod Liability	0	0	0	0	0	0	0	0	0	10	2	12	0	0	0	12
Prof Malpractic	0	0	0	0	0	0	0	0	0	20	13	33	0	0	0	33
PIP Coverage	1	1	2	0	4	0	0	0	0	0	0	0	0	0	0	4
Real Property	7	2	2	0	11	0	0	0	0	0	0	0	0	0	0	11
Tort Other	0	0	0	0	0	15	17	8	40	0	0	0	0	3	3	43
Toxic Tort	0	0	0	0	0	0	0	0	0	2	0	2	0	0	0	2
UM/UIM Bod Inj	0	0	0	0	0	16	9	0	25	0	0	0	0	0	0	25
Total	51	18	14	5	88	442	362	89	893	94	65	159	15	28	43	1,183

NOTE: Some Multicounty Litigation (MCL) cases were transferred in November 2014: Atlantic to Bergen = 8,935; Atlantic to Middlesex = 4,070.

CIVIL RESOLUTION SUMMARY BY CASETYPE
JULY 2015 - JUNE 2016
MONMOUTH

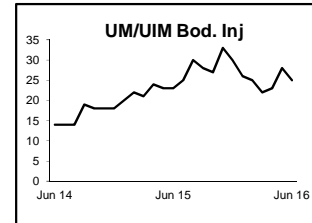
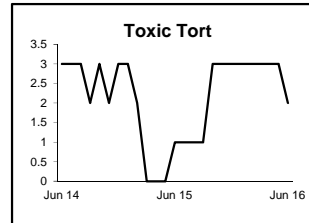
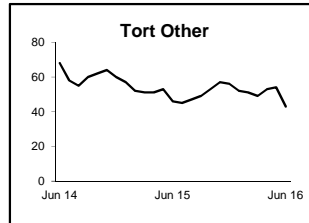
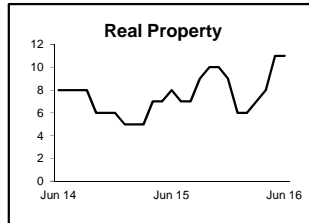
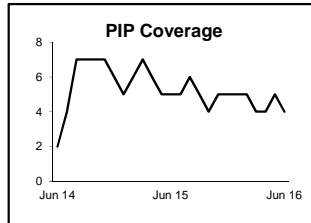
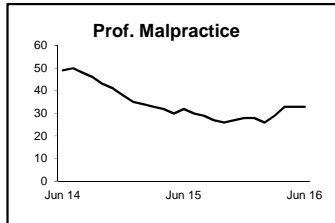
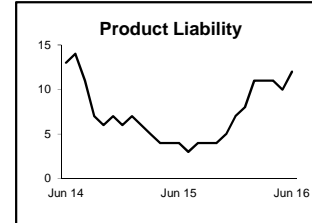
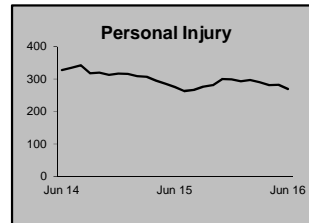
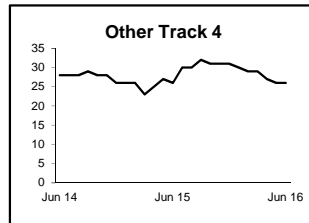
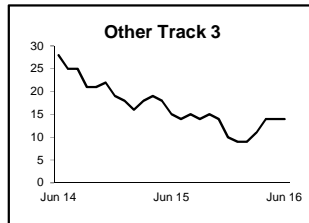
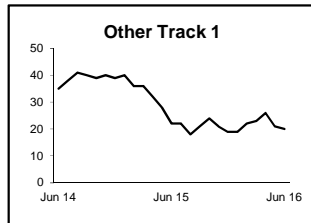
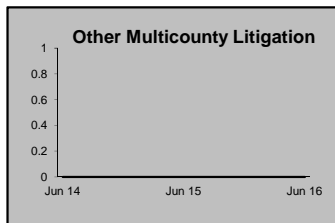
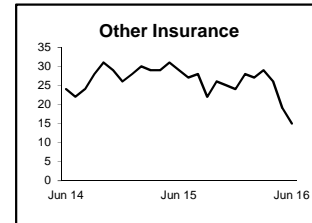
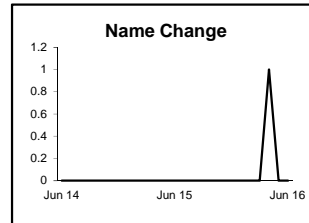
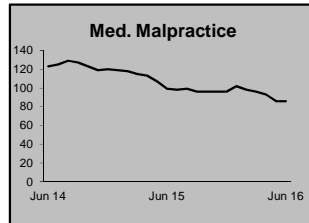
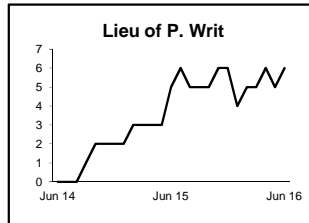
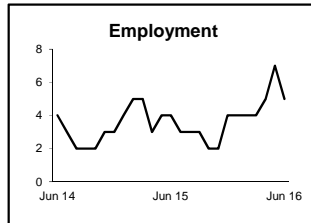
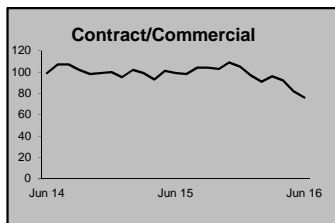
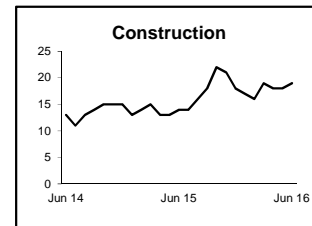
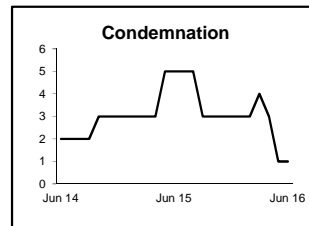
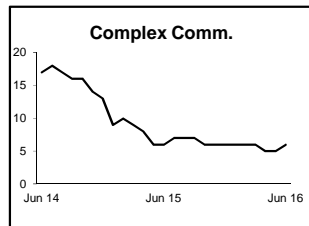
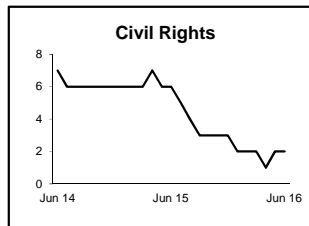
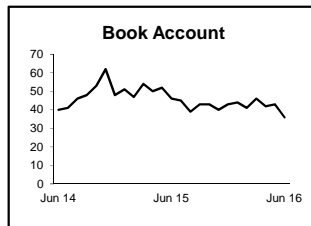
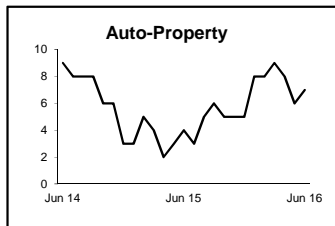
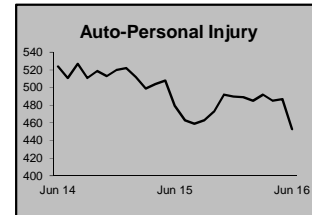
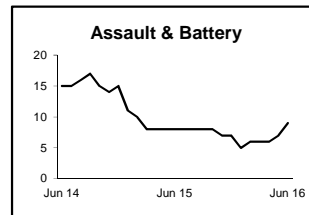
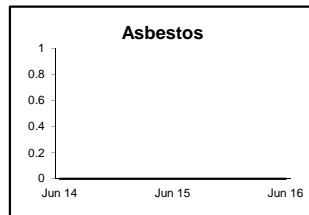
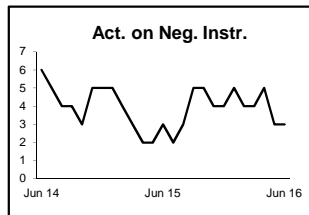
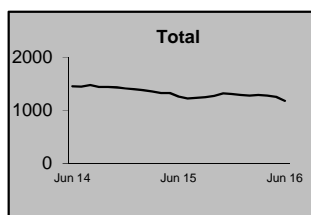
	Trial			Summary					Total	Percent resolved by					
	Jury	Nonjury	Total	Judgment	Settlement	Default Judgment	Dismiss	Other		Trial	Sum Jud	Settle	Default J	Dismiss	Other
Act on Neg Inst	0	0	0	3	10	6	9	1	29	0%	10%	34%	21%	31%	3%
Asbestos	0	0	0	0	0	0	0	0	0	0%	0%	0%	0%	0%	0%
Assault & Bat	1	0	1	0	10	0	3	0	14	7%	0%	71%	0%	21%	0%
Auto - Pers Inj	34	2	36	14	997	14	241	71	1,373	3%	1%	73%	1%	18%	5%
Auto - Property	0	0	0	1	24	7	16	0	48	0%	2%	50%	15%	33%	0%
Book Account	1	3	4	13	244	236	267	9	773	1%	2%	32%	31%	35%	1%
Civil Rights	0	0	0	2	6	0	8	10	26	0%	8%	23%	0%	31%	38%
Complex Commer	0	0	0	0	9	3	4	5	21	0%	0%	43%	14%	19%	24%
Condemnation	0	0	0	0	7	0	0	1	8	0%	0%	88%	0%	0%	13%
Construction	0	1	1	2	32	5	11	5	56	2%	4%	57%	9%	20%	9%
Contract/Commer	2	5	7	19	354	116	310	20	826	1%	2%	43%	14%	38%	2%
Employment	0	0	0	1	17	3	4	3	28	0%	4%	61%	11%	14%	11%
Lieu of P. Writ	0	12	12	0	13	0	15	6	46	26%	0%	28%	0%	33%	13%
Medical Malprac	6	1	7	2	63	0	29	5	106	7%	2%	59%	0%	27%	5%
Name Change	0	0	0	0	0	0	12	177	189	0%	0%	0%	0%	6%	94%
Other Insurance	1	3	4	7	45	1	20	9	86	5%	8%	52%	1%	23%	10%
Other MCL	0	0	0	0	0	0	0	0	0	0%	0%	0%	0%	0%	0%
Other Track 1	1	0	1	3	138	10	67	96	315	0%	1%	44%	3%	21%	30%
Other Track 3	0	0	0	1	63	0	20	9	93	0%	1%	68%	0%	22%	10%
Other Track 4	0	0	0	1	15	1	5	0	22	0%	5%	68%	5%	23%	0%
Personal Injury	13	2	15	13	546	21	144	44	783	2%	2%	70%	3%	18%	6%
Prod Liability	0	0	0	0	9	0	3	2	14	0%	0%	64%	0%	21%	14%
Prof Malpractic	2	0	2	0	46	1	15	1	65	3%	0%	71%	2%	23%	2%
PIP Coverage	0	0	0	1	5	0	7	2	15	0%	7%	33%	0%	47%	13%
Real Property	0	0	0	0	16	0	11	3	30	0%	0%	53%	0%	37%	10%
Tort Other	0	4	4	6	85	6	67	13	181	2%	3%	47%	3%	37%	7%
Toxic Tort	0	0	0	0	1	0	0	0	1	0%	0%	100%	0%	0%	0%
UM/UIB Bod Inj	1	0	1	1	69	0	11	3	85	1%	1%	81%	0%	13%	4%
Total	62	33	95	90	2,824	430	1,299	495	5,233	2%	2%	54%	8%	25%	9%



NOTE: Some Multicounty Litigation (MCL) cases were transferred in November 2014: Atlantic to Bergen = 8,935; Atlantic to Middlesex = 4,070.

CIVIL BACKLOG BY CASETYPE JUNE 2016 MONMOUTH

	Total Backlog	% chg
Jun 14	1,458	
Jun 15	1,264	-13%
Jun 16	1,183	-6%



1) Casetypes with the state's largest backlogs are highlighted.

2) Some Multicounty Litigation (MCL) cases were transferred in November 2014: Atlantic to Bergen = 8,935; Atlantic to Middlesex = 4,070.

CIVIL CASELOAD SUMMARY BY CASETYPE
JULY 2015 - JUNE 2016
MORRIS

	Filings			Resolutions			Clearance		Backlog			Backlog Percent		Backlog Per 100 Monthly Filings		Active Pending		
	Jul 2014 to Jun 2015	Jul 2015 to Jun 2016	percent change	Jul 2014 to Jun 2015	Jul 2015 to Jun 2016	percent change	Jul 2015 - Jun 2016		Jun 2015	Jun 2016	percent change	Jun 2015	Jun 2016	Jun 2015	Jun 2016	Jun 2015	Jun 2016	percent change
	number	percent																
Act on Neg Inst	21	14	-33%	26	21	-19%	7	150%	3	1	-67%	20%	13%	171	86	15	8	-47%
Asbestos	1	1	0%	1	0	-100%	-1	0%	0	0	0%	0%	0%	0	0	1	0	-100%
Assault & Bat	11	9	-18%	9	11	22%	2	122%	3	4	33%	17%	24%	327	533	18	17	-6%
Auto - Pers Inj	641	584	-9%	682	664	-3%	80	114%	193	146	-24%	24%	20%	361	300	817	739	-10%
Auto - Property	25	22	-12%	29	22	-24%	0	100%	4	4	0%	17%	17%	192	218	24	24	0%
Book Account	511	480	-6%	534	534	0%	54	111%	29	21	-28%	9%	8%	68	53	330	272	-18%
Civil Rights	16	13	-19%	14	14	0%	1	108%	1	3	200%	7%	21%	75	277	14	14	0%
Complex Comme	11	20	82%	11	11	0%	-9	55%	5	8	60%	29%	30%	545	480	17	27	59%
Condemnation	3	2	-33%	5	5	0%	3	250%	1	2	100%	14%	50%	400	1,200	7	4	-43%
Construction	26	32	23%	22	26	18%	-6	81%	8	4	-50%	26%	12%	369	150	31	34	10%
Contract/Comme	512	485	-5%	602	509	-15%	24	105%	43	38	-12%	11%	10%	101	94	399	374	-6%
Employment	18	18	0%	22	13	-41%	-5	72%	1	2	100%	8%	12%	67	133	12	17	42%
Lieu of P. Writ	27	18	-33%	23	27	17%	9	150%	8	6	-25%	24%	23%	356	400	33	26	-21%
Medical Malprac	76	58	-24%	75	86	15%	28	148%	51	36	-29%	37%	32%	805	745	138	112	-19%
Name Change	164	136	-17%	159	146	-8%	10	107%	0	0	0%	0%	0%	0	0	36	26	-28%
Other Insurance	172	126	-27%	196	149	-24%	23	118%	6	8	33%	7%	14%	42	76	82	58	-29%
Other MCL	0	0	0%	0	1		1	100%	0	0	0%	0%	0%	0	0	0	0	0%
Other Track 1	309	266	-14%	293	260	-11%	-6	98%	27	16	-41%	20%	13%	105	72	134	125	-7%
Other Track 3	89	92	3%	99	75	-24%	-17	82%	8	13	63%	9%	12%	108	170	90	108	20%
Other Track 4	23	43	87%	29	24	-17%	-19	56%	13	23	77%	32%	34%	678	642	41	67	63%
Personal Injury	454	483	6%	410	414	1%	-69	86%	95	126	33%	17%	20%	251	313	565	632	12%
Prod Liability	20	13	-35%	27	15	-44%	2	115%	2	3	50%	8%	13%	120	277	25	24	-4%
Prof Malpractic	43	39	-9%	53	42	-21%	3	108%	14	20	43%	22%	30%	391	615	63	67	6%
PIP Coverage	117	84	-28%	112	101	-10%	17	120%	1	0	-100%	2%	0%	10	0	42	25	-40%
Real Property	28	19	-32%	24	28	17%	9	147%	6	5	-17%	29%	45%	257	316	21	11	-48%
Tort Other	57	79	39%	89	77	-13%	-2	97%	14	5	-64%	20%	7%	295	76	70	72	3%
Toxic Tort	1	2	100%	1	3	200%	1	150%	0	1		0%	50%	0	600	2	2	0%
UM/UIIM Bod Inj	23	18	-22%	11	20	82%	2	111%	1	5	400%	4%	20%	52	333	27	25	-7%
Total	3,399	3,156	-7%	3,558	3,298	-7%	142	104%	537	500	-7%	18%	17%	190	190	3,054	2,910	-5%

NOTE: Some Multicounty Litigation (MCL) cases were transferred in November 2014: Atlantic to Bergen = 8,935; Atlantic to Middlesex = 4,070.

CIVIL BACKLOG SUMMARY BY CASETYPE

JUNE 2016

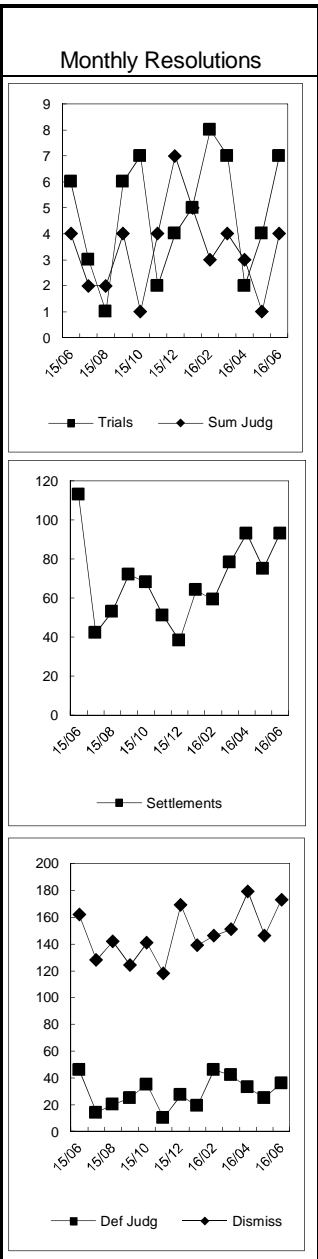
MORRIS

	Cases in Backlog															
	Track 1					Track 2				Track 3			Track 4			Total Backlog
	12 to 18 months	18 to 24 months	24 to 36 months	over 36 months	Total Track 1	18 to 24 months	24 to 36 months	over 36 months	Total Track 2	24 to 36 months	over 36 months	Total Track 3	24 to 36 months	over 36 months	Total Track 4	
Act on Neg Inst	1	0	0	0	1	0	0	0	0	0	0	0	0	0	0	1
Asbestos	0	0	0	0	0	0	0	0	0	0	0	0	0	0	0	0
Assault & Bat	0	0	0	0	0	0	0	0	0	3	1	4	0	0	0	4
Auto - Pers Inj	0	0	0	0	0	88	56	2	146	0	0	0	0	0	0	146
Auto - Property	0	0	0	0	0	3	1	0	4	0	0	0	0	0	0	4
Book Account	16	3	2	0	21	0	0	0	0	0	0	0	0	0	0	21
Civil Rights	0	0	0	0	0	0	0	0	0	2	1	3	0	0	0	3
Complex Comme	0	0	0	0	0	0	0	0	0	0	0	0	4	4	8	8
Condemnation	0	0	0	0	0	0	0	0	0	1	1	2	0	0	0	2
Construction	0	0	0	0	0	2	2	0	4	0	0	0	0	0	0	4
Contract/Comme	0	0	0	0	0	17	16	5	38	0	0	0	0	0	0	38
Employment	0	0	0	0	0	1	1	0	2	0	0	0	0	0	0	2
Lieu of P. Writ	0	0	0	0	0	0	0	0	0	0	0	0	2	4	6	6
Medical Malprac	0	0	0	0	0	0	0	0	0	21	15	36	0	0	0	36
Name Change	0	0	0	0	0	0	0	0	0	0	0	0	0	0	0	0
Other Insurance	7	1	0	0	8	0	0	0	0	0	0	0	0	0	0	8
Other MCL	0	0	0	0	0	0	0	0	0	0	0	0	0	0	0	0
Other Track 1	11	1	2	2	16	0	0	0	0	0	0	0	0	0	0	16
Other Track 3	0	0	0	0	0	0	0	0	0	8	5	13	0	0	0	13
Other Track 4	0	0	0	0	0	0	0	0	0	0	0	0	12	11	23	23
Personal Injury	0	0	0	0	0	87	36	3	126	0	0	0	0	0	0	126
Prod Liability	0	0	0	0	0	0	0	0	0	3	0	3	0	0	0	3
Prof Malpractic	0	0	0	0	0	0	0	0	0	14	6	20	0	0	0	20
PIP Coverage	0	0	0	0	0	0	0	0	0	0	0	0	0	0	0	0
Real Property	2	1	2	0	5	0	0	0	0	0	0	0	0	0	0	5
Tort Other	0	0	0	0	0	1	2	2	5	0	0	0	0	0	0	5
Toxic Tort	0	0	0	0	0	0	0	0	0	0	1	1	0	0	0	1
UM/UIM Bod Inj	0	0	0	0	0	5	0	0	5	0	0	0	0	0	0	5
Total	37	6	6	2	51	204	114	12	330	52	30	82	18	19	37	500

NOTE: Some Multicounty Litigation (MCL) cases were transferred in November 2014: Atlantic to Bergen = 8,935; Atlantic to Middlesex = 4,070.

CIVIL RESOLUTION SUMMARY BY CASETYPE
JULY 2015 - JUNE 2016
MORRIS

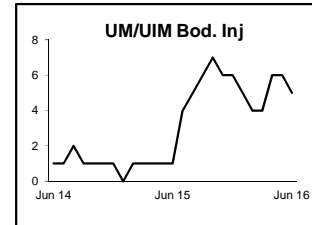
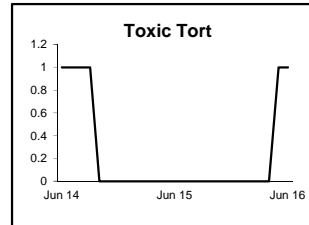
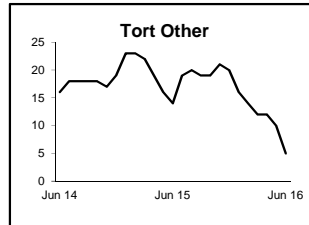
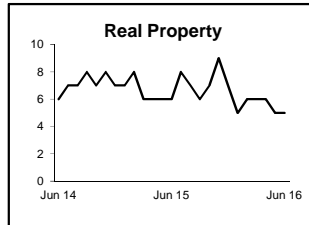
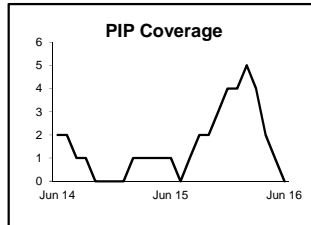
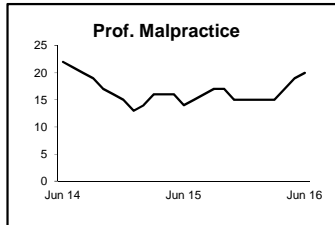
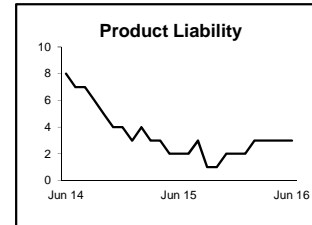
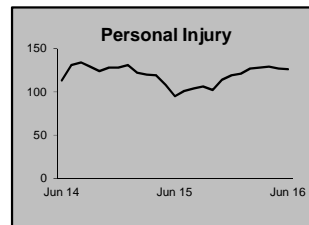
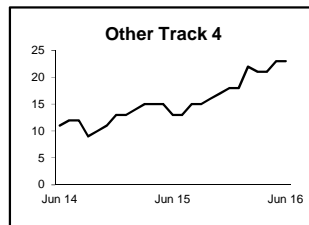
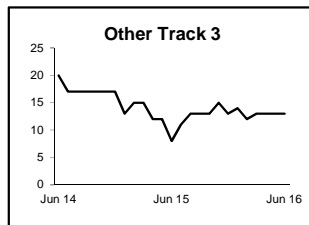
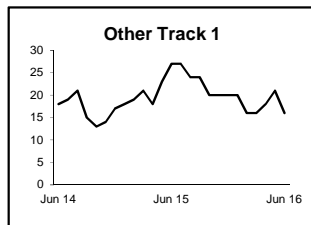
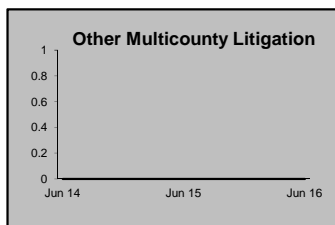
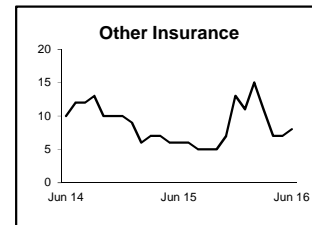
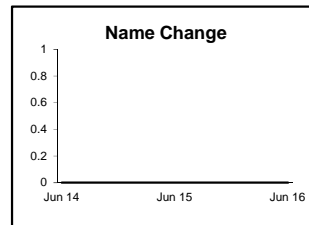
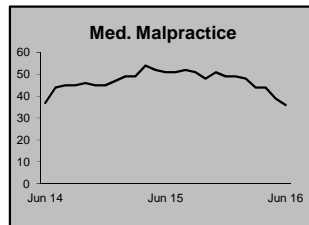
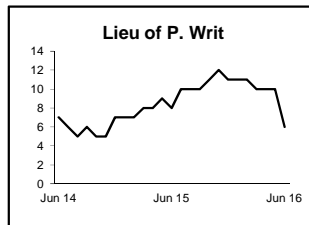
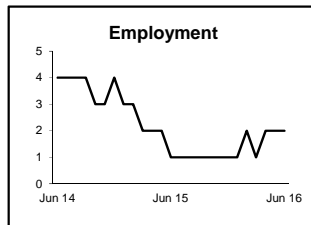
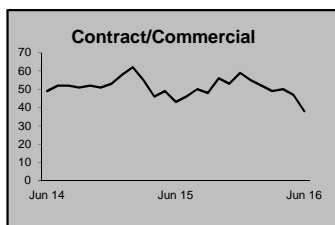
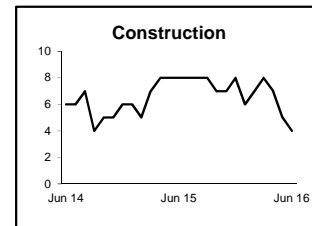
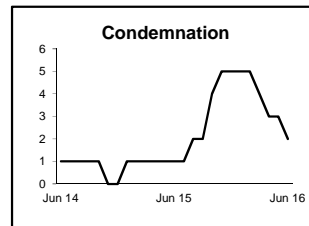
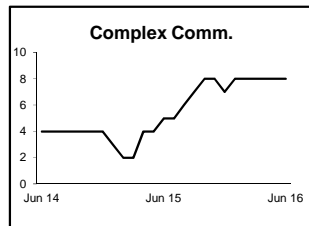
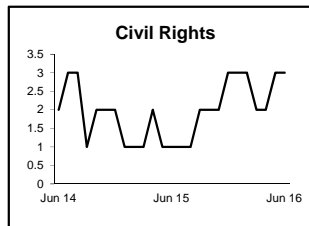
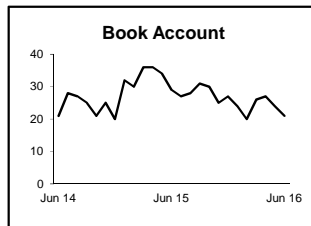
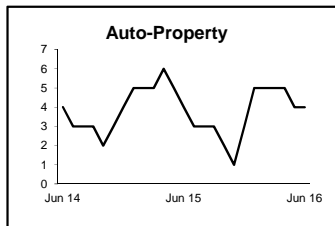
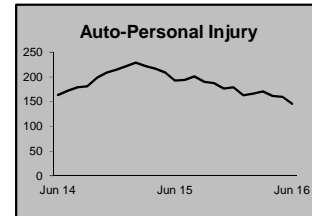
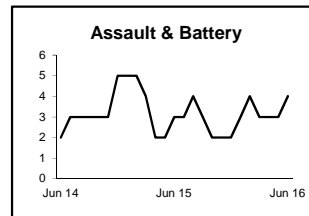
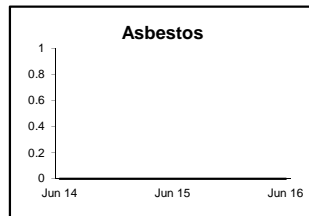
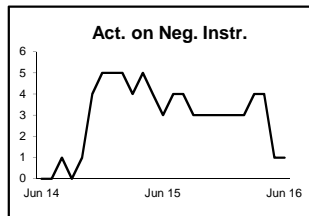
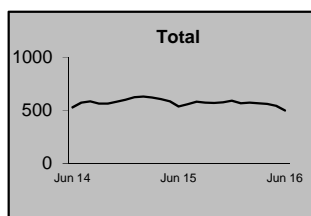
	Trial			Summary					Total	Percent resolved by					
	Jury	Nonjury	Total	Judgment	Settlement	Default Judgment	Dismiss	Other		Trial	Sum Jud	Settle	Default J	Dismiss	Other
Act on Neg Inst	0	0	0	0	5	9	6	1	21	0%	0%	24%	43%	29%	5%
Asbestos	0	0	0	0	0	0	0	0	0	0%	0%	0%	0%	0%	0%
Assault & Bat	0	0	0	0	5	0	6	0	11	0%	0%	45%	0%	55%	0%
Auto - Pers Inj	17	2	19	6	253	2	358	26	664	3%	1%	38%	0%	54%	4%
Auto - Property	0	0	0	1	8	2	10	1	22	0%	5%	36%	9%	45%	5%
Book Account	1	1	2	3	80	173	271	5	534	0%	1%	15%	32%	51%	1%
Civil Rights	0	0	0	1	2	0	7	4	14	0%	7%	14%	0%	50%	29%
Complex Commer	0	0	0	0	0	0	7	4	11	0%	0%	0%	0%	64%	36%
Condemnation	0	0	0	0	3	0	2	0	5	0%	0%	60%	0%	40%	0%
Construction	0	0	0	0	7	4	14	1	26	0%	0%	27%	15%	54%	4%
Contract/Commer	0	5	5	11	95	105	280	13	509	1%	2%	19%	21%	55%	3%
Employment	0	0	0	0	1	1	9	2	13	0%	0%	8%	8%	69%	15%
Lieu of P. Writ	0	8	8	0	1	1	17	0	27	30%	0%	4%	4%	63%	0%
Medical Malprac	10	0	10	4	23	1	46	2	86	12%	5%	27%	1%	53%	2%
Name Change	0	0	0	0	0	0	7	139	146	0%	0%	0%	0%	5%	95%
Other Insurance	0	0	0	2	18	1	90	38	149	0%	1%	12%	1%	60%	26%
Other MCL	0	0	0	0	0	0	1	0	1	0%	0%	0%	0%	100%	0%
Other Track 1	1	3	4	3	54	20	140	39	260	2%	1%	21%	8%	54%	15%
Other Track 3	0	0	0	3	16	1	46	9	75	0%	4%	21%	1%	61%	12%
Other Track 4	0	1	1	0	7	0	16	0	24	4%	0%	29%	0%	67%	0%
Personal Injury	5	0	5	2	157	0	232	18	414	1%	0%	38%	0%	56%	4%
Prod Liability	0	0	0	1	5	0	8	1	15	0%	7%	33%	0%	53%	7%
Prof Malpractic	1	0	1	0	12	1	26	2	42	2%	0%	29%	2%	62%	5%
PIP Coverage	0	0	0	0	5	3	82	11	101	0%	0%	5%	3%	81%	11%
Real Property	0	0	0	1	5	2	18	2	28	0%	4%	18%	7%	64%	7%
Tort Other	0	0	0	2	17	5	43	10	77	0%	3%	22%	6%	56%	13%
Toxic Tort	0	0	0	0	0	1	2	0	3	0%	0%	0%	33%	67%	0%
UM/UIB Bod Inj	1	0	1	0	7	0	12	0	20	5%	0%	35%	0%	60%	0%
Total	36	20	56	40	786	332	1,756	328	3,298	2%	1%	24%	10%	53%	10%



NOTE: Some Multicounty Litigation (MCL) cases were transferred in November 2014: Atlantic to Bergen = 8,935; Atlantic to Middlesex = 4,070.

CIVIL BACKLOG BY CASETYPE JUNE 2016 MORRIS

	Total Backlog	% chg
Jun 14	529	
Jun 15	537	2%
Jun 16	500	-7%



1) Casetypes with the state's largest backlogs are highlighted.

2) Some Multicounty Litigation (MCL) cases were transferred in November 2014: Atlantic to Bergen = 8,935; Atlantic to Middlesex = 4,070.

CIVIL CASELOAD SUMMARY BY CASETYPE
JULY 2015 - JUNE 2016
OCEAN

	Filings			Resolutions			Clearance		Backlog			Backlog Percent		Backlog Per 100 Monthly Filings		Active Pending		
	Jul 2014 to Jun 2015	Jul 2015 to Jun 2016	percent change	Jul 2014 to Jun 2015	Jul 2015 to Jun 2016	percent change	Jul 2015 - Jun 2016		Jun 2015	Jun 2016	percent change	Jun 2015	Jun 2016	Jun 2015	Jun 2016	Jun 2015	Jun 2016	percent change
	number	percent																
Act on Neg Inst	18	10	-44%	15	14	-7%	4	140%	0	2		0%	29%	0	240	11	7	-36%
Asbestos	0	0	0%	0	0	0%	0	100%	0	0	0%	0%	0%	0	0	0	0	0%
Assault & Bat	7	8	14%	11	9	-18%	1	113%	3	0	-100%	25%	0%	514	0	12	11	-8%
Auto - Pers Inj	1,048	1,009	-4%	1,027	1,011	-2%	2	100%	242	275	14%	18%	21%	277	327	1,328	1,334	0%
Auto - Property	39	24	-38%	39	35	-10%	11	146%	0	3		0%	12%	0	150	37	26	-30%
Book Account	528	501	-5%	558	507	-9%	6	101%	11	22	100%	4%	9%	25	53	265	256	-3%
Civil Rights	7	17	143%	9	12	33%	-5	71%	1	0	-100%	25%	0%	171	0	4	9	125%
Complex Comme	7	14	100%	9	6	-33%	-8	43%	3	2	-33%	30%	8%	514	171	10	26	160%
Condemnation	45	111	147%	36	34	-6%	-77	31%	3	1	-67%	10%	1%	80	11	31	107	245%
Construction	69	67	-3%	45	61	36%	-6	91%	1	7	600%	2%	13%	17	125	49	55	12%
Contract/Comme	620	478	-23%	852	720	-15%	242	151%	75	38	-49%	14%	11%	145	95	552	353	-36%
Employment	11	11	0%	19	15	-21%	4	136%	3	0	-100%	23%	0%	327	0	13	9	-31%
Lieu of P. Writ	56	51	-9%	53	49	-8%	-2	96%	1	1	0%	3%	3%	21	24	32	34	6%
Medical Malprac	69	70	1%	57	73	28%	3	104%	25	21	-16%	21%	18%	435	360	121	119	-2%
Name Change	154	136	-12%	152	136	-11%	0	100%	0	0	0%	0%	0%	0	0	19	19	0%
Other Insurance	235	37	-84%	115	60	-48%	23	162%	6	9	50%	6%	32%	31	292	95	28	-71%
Other MCL	0	0	0%	0	0	0%	0	100%	0	0	0%	0%	0%	0	0	0	0	0%
Other Track 1	418	347	-17%	415	354	-15%	7	102%	28	23	-18%	15%	13%	80	80	191	180	-6%
Other Track 3	78	87	12%	93	71	-24%	-16	82%	4	6	50%	5%	6%	62	83	80	97	21%
Other Track 4	10	18	80%	18	11	-39%	-7	61%	1	2	100%	6%	7%	120	133	16	27	69%
Personal Injury	557	572	3%	587	515	-12%	-57	90%	129	130	1%	18%	17%	278	273	728	779	7%
Prod Liability	19	16	-16%	16	12	-25%	-4	75%	3	2	-33%	16%	7%	189	150	19	27	42%
Prof Malpractic	41	29	-29%	41	57	39%	28	197%	19	7	-63%	23%	11%	556	290	82	64	-22%
PIP Coverage	11	6	-45%	11	8	-27%	2	133%	2	2	0%	29%	50%	218	400	7	4	-43%
Real Property	17	38	124%	17	15	-12%	-23	39%	2	3	50%	20%	10%	141	95	10	31	210%
Tort Other	104	140	35%	116	131	13%	-9	94%	13	12	-8%	12%	11%	150	103	110	110	0%
Toxic Tort	0	0	0%	0	4		4	100%	0	0	0%	0%	0%	0	0	4	0	-100%
UM/UIIM Bod Inj	53	67	26%	53	57	8%	-10	85%	5	11	120%	8%	15%	113	197	62	73	18%
Total	4,221	3,864	-8%	4,364	3,977	-9%	113	103%	580	579	0%	15%	15%	165	180	3,888	3,785	-3%

NOTE: Some Multicounty Litigation (MCL) cases were transferred in November 2014: Atlantic to Bergen = 8,935; Atlantic to Middlesex = 4,070.

CIVIL BACKLOG SUMMARY BY CASETYPE

JUNE 2016

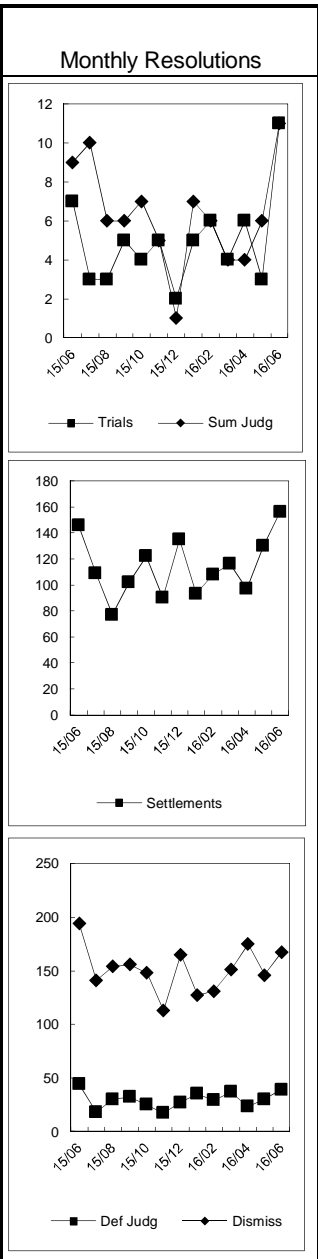
OCEAN

	Cases in Backlog															
	Track 1					Track 2				Track 3			Track 4			Total Backlog
	12 to 18 months	18 to 24 months	24 to 36 months	over 36 months	Total Track 1	18 to 24 months	24 to 36 months	over 36 months	Total Track 2	24 to 36 months	over 36 months	Total Track 3	24 to 36 months	over 36 months	Total Track 4	
Act on Neg Inst	2	0	0	0	2	0	0	0	0	0	0	0	0	0	0	2
Asbestos	0	0	0	0	0	0	0	0	0	0	0	0	0	0	0	0
Assault & Bat	0	0	0	0	0	0	0	0	0	0	0	0	0	0	0	0
Auto - Pers Inj	0	0	0	0	0	183	84	8	275	0	0	0	0	0	0	275
Auto - Property	0	0	0	0	0	1	2	0	3	0	0	0	0	0	0	3
Book Account	15	4	3	0	22	0	0	0	0	0	0	0	0	0	0	22
Civil Rights	0	0	0	0	0	0	0	0	0	0	0	0	0	0	0	0
Complex Comme	0	0	0	0	0	0	0	0	0	0	0	0	2	0	2	2
Condemnation	0	0	0	0	0	0	0	0	0	1	0	1	0	0	0	1
Construction	0	0	0	0	0	7	0	0	7	0	0	0	0	0	0	7
Contract/Comme	0	0	0	0	0	26	10	2	38	0	0	0	0	0	0	38
Employment	0	0	0	0	0	0	0	0	0	0	0	0	0	0	0	0
Lieu of P. Writ	0	0	0	0	0	0	0	0	0	0	0	0	1	0	1	1
Medical Malprac	0	0	0	0	0	0	0	0	0	19	2	21	0	0	0	21
Name Change	0	0	0	0	0	0	0	0	0	0	0	0	0	0	0	0
Other Insurance	5	3	1	0	9	0	0	0	0	0	0	0	0	0	0	9
Other MCL	0	0	0	0	0	0	0	0	0	0	0	0	0	0	0	0
Other Track 1	20	3	0	0	23	0	0	0	0	0	0	0	0	0	0	23
Other Track 3	0	0	0	0	0	0	0	0	0	6	0	6	0	0	0	6
Other Track 4	0	0	0	0	0	0	0	0	0	0	0	0	1	1	2	2
Personal Injury	0	0	0	0	0	80	48	2	130	0	0	0	0	0	0	130
Prod Liability	0	0	0	0	0	0	0	0	0	0	2	2	0	0	0	2
Prof Malpractic	0	0	0	0	0	0	0	0	0	5	2	7	0	0	0	7
PIP Coverage	1	0	1	0	2	0	0	0	0	0	0	0	0	0	0	2
Real Property	0	1	2	0	3	0	0	0	0	0	0	0	0	0	0	3
Tort Other	0	0	0	0	0	8	3	1	12	0	0	0	0	0	0	12
Toxic Tort	0	0	0	0	0	0	0	0	0	0	0	0	0	0	0	0
UM/UIM Bod Inj	0	0	0	0	0	8	3	0	11	0	0	0	0	0	0	11
Total	43	11	7	0	61	313	150	13	476	31	6	37	4	1	5	579

NOTE: Some Multicounty Litigation (MCL) cases were transferred in November 2014: Atlantic to Bergen = 8,935; Atlantic to Middlesex = 4,070.

CIVIL RESOLUTION SUMMARY BY CASETYPE
JULY 2015 - JUNE 2016
OCEAN

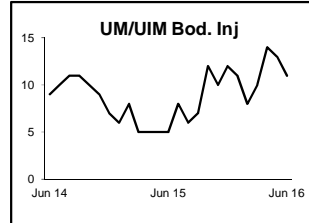
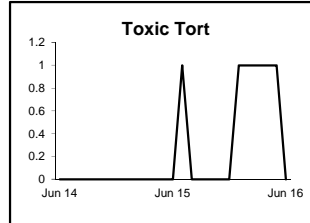
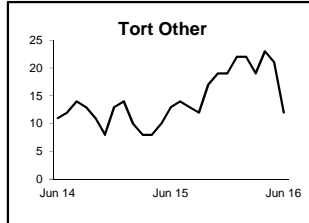
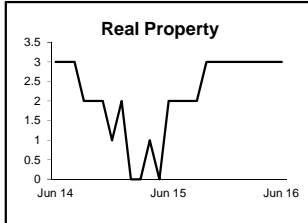
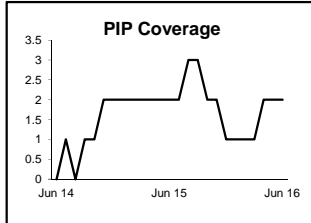
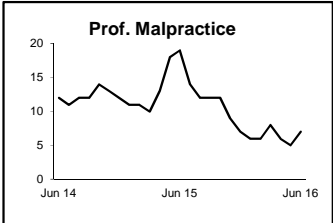
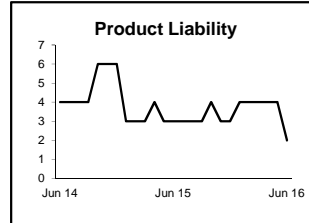
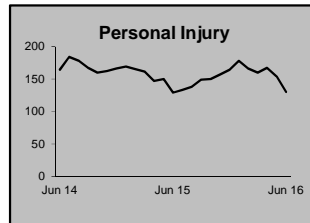
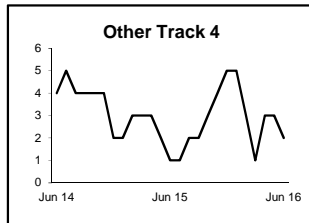
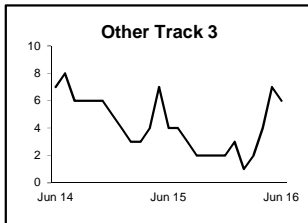
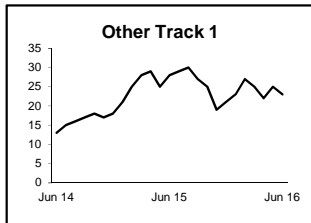
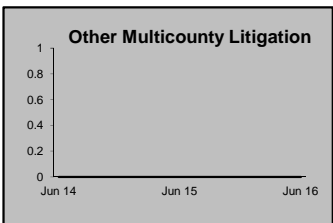
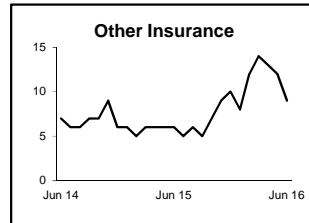
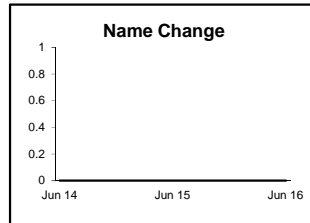
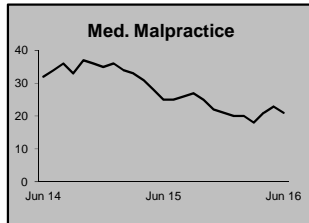
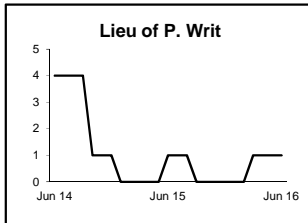
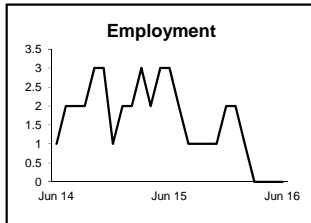
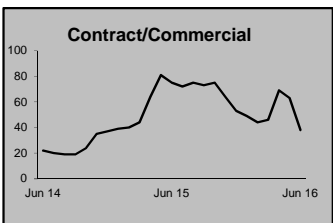
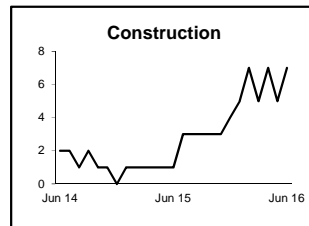
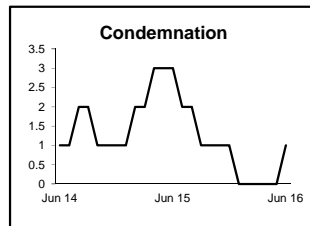
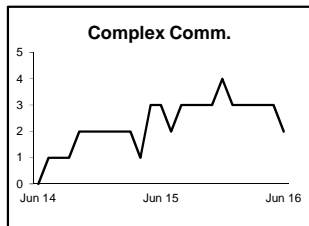
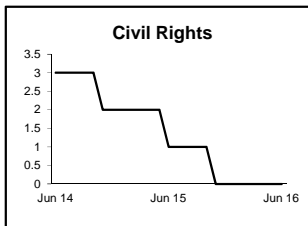
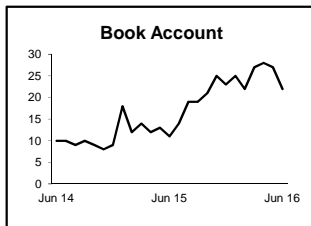
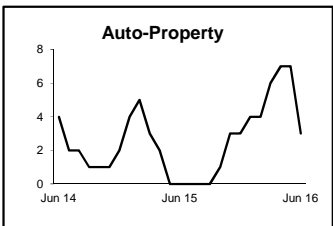
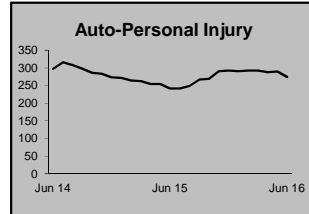
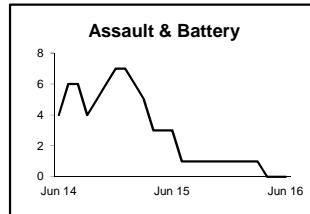
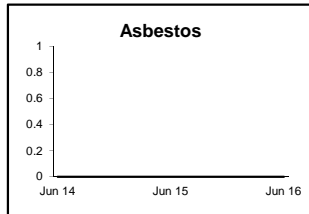
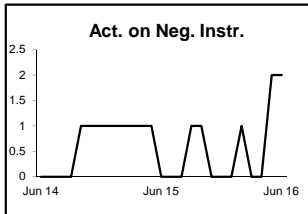
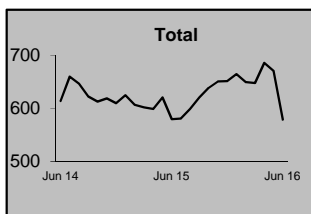
	Trial			Summary					Total	Percent resolved by					
	Jury	Nonjury	Total	Judgment	Settlement	Default Judgment	Dismiss	Other		Trial	Sum Jud	Settle	Default J	Dismiss	Other
Act on Neg Inst	0	0	0	1	3	3	7	0	14	0%	7%	21%	21%	50%	0%
Asbestos	0	0	0	0	0	0	0	0	0	0%	0%	0%	0%	0%	0%
Assault & Bat	0	0	0	0	3	2	4	0	9	0%	0%	33%	22%	44%	0%
Auto - Pers Inj	17	0	17	13	406	1	548	26	1,011	2%	1%	40%	0%	54%	3%
Auto - Property	0	0	0	2	8	7	18	0	35	0%	6%	23%	20%	51%	0%
Book Account	0	3	3	12	101	160	224	7	507	1%	2%	20%	32%	44%	1%
Civil Rights	0	0	0	1	2	0	6	3	12	0%	8%	17%	0%	50%	25%
Complex Commer	0	0	0	0	2	1	2	1	6	0%	0%	33%	17%	33%	17%
Condemnation	0	0	0	0	3	0	5	26	34	0%	0%	9%	0%	15%	76%
Construction	0	1	1	0	17	12	26	5	61	2%	0%	28%	20%	43%	8%
Contract/Commer	4	2	6	11	286	115	279	23	720	1%	2%	40%	16%	39%	3%
Employment	0	0	0	1	2	0	9	3	15	0%	7%	13%	0%	60%	20%
Lieu of P. Writ	1	13	14	3	6	0	23	3	49	29%	6%	12%	0%	47%	6%
Medical Malprac	2	0	2	1	29	1	38	2	73	3%	1%	40%	1%	52%	3%
Name Change	0	0	0	0	0	0	10	126	136	0%	0%	0%	0%	7%	93%
Other Insurance	0	0	0	1	28	2	22	7	60	0%	2%	47%	3%	37%	12%
Other MCL	0	0	0	0	0	0	0	0	0	0%	0%	0%	0%	0%	0%
Other Track 1	1	2	3	4	90	24	122	111	354	1%	1%	25%	7%	34%	31%
Other Track 3	0	0	0	3	22	0	37	9	71	0%	4%	31%	0%	52%	13%
Other Track 4	0	0	0	0	3	0	8	0	11	0%	0%	27%	0%	73%	0%
Personal Injury	6	1	7	13	212	5	249	29	515	1%	3%	41%	1%	48%	6%
Prod Liability	0	0	0	0	4	0	5	3	12	0%	0%	33%	0%	42%	25%
Prof Malpractic	1	0	1	4	28	0	23	1	57	2%	7%	49%	0%	40%	2%
PIP Coverage	0	0	0	0	1	1	6	0	8	0%	0%	13%	13%	75%	0%
Real Property	0	0	0	0	1	0	12	2	15	0%	0%	7%	0%	80%	13%
Tort Other	0	1	1	2	51	8	61	8	131	1%	2%	39%	6%	47%	6%
Toxic Tort	0	0	0	0	2	0	1	1	4	0%	0%	50%	0%	25%	25%
UM/UIB Bod Inj	2	0	2	1	25	0	29	0	57	4%	2%	44%	0%	51%	0%
Total	34	23	57	73	1,335	342	1,774	396	3,977	1%	2%	34%	9%	45%	10%



NOTE: Some Multicounty Litigation (MCL) cases were transferred in November 2014: Atlantic to Bergen = 8,935; Atlantic to Middlesex = 4,070.

**CIVIL BACKLOG BY CASETYPE
JUNE 2016
OCEAN**

	Total	Backlog	% chg
Jun 14		614	
Jun 15		580	-6%
Jun 16		579	0%



1) Casetypes with the state's largest backlogs are highlighted.

2) Some Multicounty Litigation (MCL) cases were transferred in November 2014: Atlantic to Bergen = 8,935; Atlantic to Middlesex = 4,070.

CIVIL CASELOAD SUMMARY BY CASETYPE
JULY 2015 - JUNE 2016
PASSAIC

	Filings			Resolutions			Clearance		Backlog			Backlog Percent		Backlog Per 100 Monthly Filings		Active Pending		
	Jul 2014 to Jun 2015	Jul 2015 to Jun 2016	percent change	Jul 2014 to Jun 2015	Jul 2015 to Jun 2016	percent change	Jul 2015 - Jun 2016		Jun 2015	Jun 2016	percent change	Jun 2015	Jun 2016	Jun 2015	Jun 2016	Jun 2015	Jun 2016	percent change
	number	percent																
Act on Neg Inst	21	16	-24%	27	21	-22%	5	131%	2	0	-100%	18%	0%	114	0	11	5	-55%
Asbestos	0	0	0%	0	0	0%	0	100%	0	0	0%	0%	0%	0	0	0	0	0%
Assault & Bat	8	10	25%	15	17	13%	7	170%	2	1	-50%	12%	8%	300	120	17	12	-29%
Auto - Pers Inj	2,115	2,055	-3%	2,293	2,146	-6%	91	104%	254	226	-11%	11%	10%	144	132	2,354	2,264	-4%
Auto - Property	34	31	-9%	38	24	-37%	-7	77%	1	3	200%	4%	10%	35	116	24	31	29%
Book Account	526	456	-13%	547	484	-12%	28	106%	15	16	7%	5%	6%	34	42	294	260	-12%
Civil Rights	9	11	22%	13	9	-31%	-2	82%	0	0	0%	0%	0%	0	0	4	9	125%
Complex Comme	6	5	-17%	14	10	-29%	5	200%	0	2		0%	50%	0	480	9	4	-56%
Condemnation	6	0	-100%	2	4	100%	4	100%	1	0	-100%	20%	0%	200	0	5	1	-80%
Construction	20	33	65%	24	26	8%	-7	79%	2	1	-50%	10%	4%	120	36	20	24	20%
Contract/Comme	434	466	7%	471	433	-8%	-33	93%	7	10	43%	3%	3%	19	26	273	308	13%
Employment	17	16	-6%	24	12	-50%	-4	75%	0	1		0%	8%	0	75	10	13	30%
Lieu of P. Writ	20	26	30%	19	19	0%	-7	73%	3	1	-67%	17%	4%	180	46	18	26	44%
Medical Malprac	43	58	35%	55	43	-22%	-15	74%	10	14	40%	15%	17%	279	290	67	82	22%
Name Change	168	153	-9%	176	149	-15%	-4	97%	0	0	0%	0%	0%	0	0	22	26	18%
Other Insurance	72	56	-22%	67	57	-15%	1	102%	2	9	350%	5%	24%	33	193	40	38	-5%
Other MCL	0	0	0%	0	0	0%	0	100%	0	0	0%	0%	0%	0	0	0	0	0%
Other Track 1	235	246	5%	226	227	0%	-19	92%	10	5	-50%	9%	4%	51	24	107	125	17%
Other Track 3	88	81	-8%	82	80	-2%	-1	99%	4	3	-25%	4%	3%	55	44	97	99	2%
Other Track 4	9	20	122%	7	11	57%	-9	55%	9	11	22%	32%	29%	1,200	660	28	38	36%
Personal Injury	822	941	14%	764	810	6%	-131	86%	88	89	1%	9%	8%	128	113	960	1,088	13%
Prod Liability	15	13	-13%	18	24	33%	11	185%	5	0	-100%	18%	0%	400	0	28	18	-36%
Prof Malpractic	31	20	-35%	29	30	3%	10	150%	1	5	400%	3%	16%	39	300	35	32	-9%
PIP Coverage	34	36	6%	31	40	29%	4	111%	0	1		0%	10%	0	33	14	10	-29%
Real Property	30	20	-33%	29	23	-21%	3	115%	2	1	-50%	11%	7%	80	60	18	14	-22%
Tort Other	96	84	-13%	94	82	-13%	-2	98%	4	6	50%	5%	7%	50	86	79	81	3%
Toxic Tort	2	4	100%	1	4	300%	0	100%	0	1		0%	20%	0	300	5	5	0%
UM/UIIM Bod Inj	66	82	24%	78	78	0%	-4	95%	11	10	-9%	13%	11%	200	146	88	92	5%
Total	4,927	4,939	0%	5,144	4,863	-5%	-76	98%	433	416	-4%	9%	9%	105	101	4,627	4,705	2%

NOTE: Some Multicounty Litigation (MCL) cases were transferred in November 2014: Atlantic to Bergen = 8,935; Atlantic to Middlesex = 4,070.

CIVIL BACKLOG SUMMARY BY CASETYPE

JUNE 2016

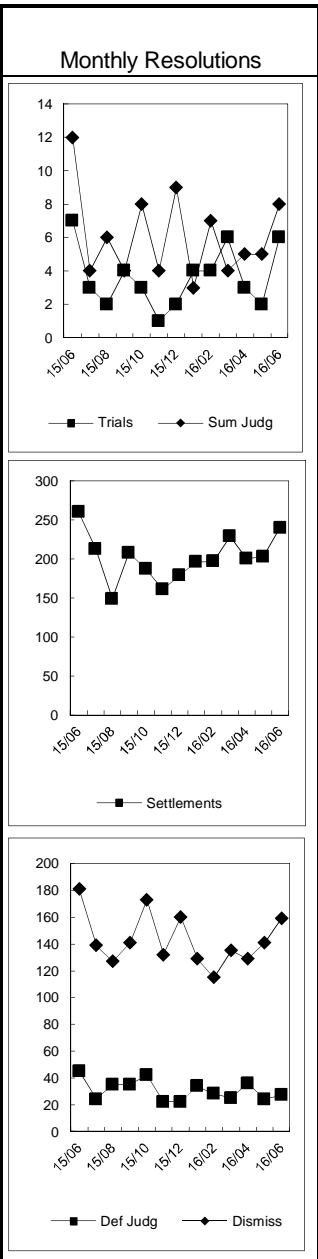
PASSAIC

	Cases in Backlog															
	Track 1					Track 2				Track 3			Track 4			Total Backlog
	12 to 18 months	18 to 24 months	24 to 36 months	over 36 months	Total Track 1	18 to 24 months	24 to 36 months	over 36 months	Total Track 2	24 to 36 months	over 36 months	Total Track 3	24 to 36 months	over 36 months	Total Track 4	
Act on Neg Inst	0	0	0	0	0	0	0	0	0	0	0	0	0	0	0	0
Asbestos	0	0	0	0	0	0	0	0	0	0	0	0	0	0	0	0
Assault & Bat	0	0	0	0	0	0	0	0	0	1	0	1	0	0	0	1
Auto - Pers Inj	0	0	0	0	0	184	42	0	226	0	0	0	0	0	0	226
Auto - Property	0	0	0	0	0	1	2	0	3	0	0	0	0	0	0	3
Book Account	12	4	0	0	16	0	0	0	0	0	0	0	0	0	0	16
Civil Rights	0	0	0	0	0	0	0	0	0	0	0	0	0	0	0	0
Complex Comme	0	0	0	0	0	0	0	0	0	0	0	0	2	0	2	2
Condemnation	0	0	0	0	0	0	0	0	0	0	0	0	0	0	0	0
Construction	0	0	0	0	0	1	0	0	1	0	0	0	0	0	0	1
Contract/Comme	0	0	0	0	0	6	4	0	10	0	0	0	0	0	0	10
Employment	0	0	0	0	0	1	0	0	1	0	0	0	0	0	0	1
Lieu of P. Writ	0	0	0	0	0	0	0	0	0	0	0	0	1	0	1	1
Medical Malprac	0	0	0	0	0	0	0	0	0	13	1	14	0	0	0	14
Name Change	0	0	0	0	0	0	0	0	0	0	0	0	0	0	0	0
Other Insurance	6	3	0	0	9	0	0	0	0	0	0	0	0	0	0	9
Other MCL	0	0	0	0	0	0	0	0	0	0	0	0	0	0	0	0
Other Track 1	4	1	0	0	5	0	0	0	0	0	0	0	0	0	0	5
Other Track 3	0	0	0	0	0	0	0	0	0	3	0	3	0	0	0	3
Other Track 4	0	0	0	0	0	0	0	0	0	0	0	0	4	7	11	11
Personal Injury	0	0	0	0	0	79	10	0	89	0	0	0	0	0	0	89
Prod Liability	0	0	0	0	0	0	0	0	0	0	0	0	0	0	0	0
Prof Malpractic	0	0	0	0	0	0	0	0	0	5	0	5	0	0	0	5
PIP Coverage	1	0	0	0	1	0	0	0	0	0	0	0	0	0	0	1
Real Property	1	0	0	0	1	0	0	0	0	0	0	0	0	0	0	1
Tort Other	0	0	0	0	0	4	2	0	6	0	0	0	0	0	0	6
Toxic Tort	0	0	0	0	0	0	0	0	0	1	0	1	0	0	0	1
UM/UIM Bod Inj	0	0	0	0	0	10	0	0	10	0	0	0	0	0	0	10
Total	24	8	0	0	32	286	60	0	346	23	1	24	7	7	14	416

NOTE: Some Multicounty Litigation (MCL) cases were transferred in November 2014: Atlantic to Bergen = 8,935; Atlantic to Middlesex = 4,070.

CIVIL RESOLUTION SUMMARY BY CASETYPE
JULY 2015 - JUNE 2016
PASSAIC

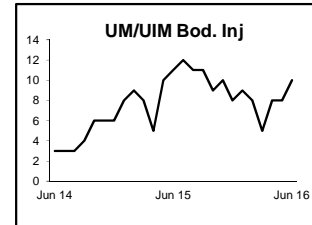
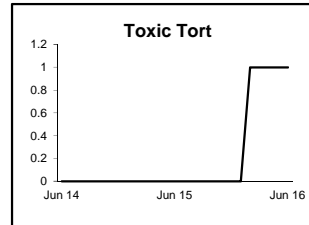
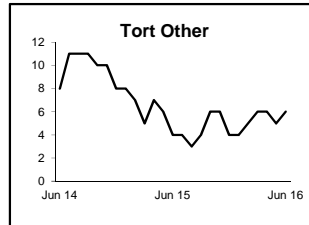
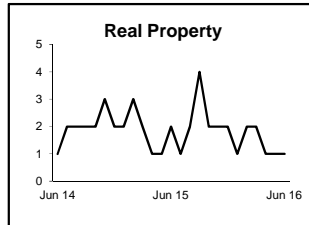
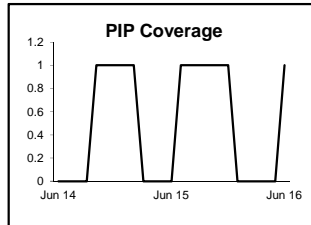
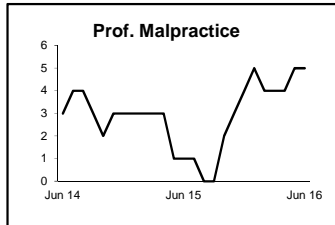
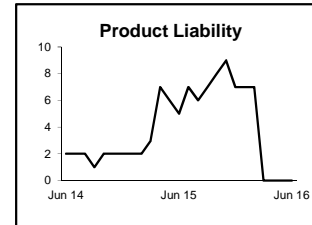
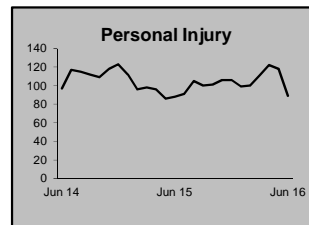
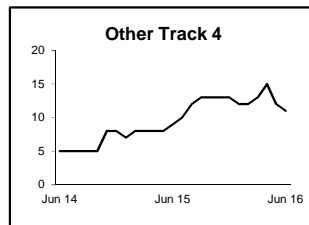
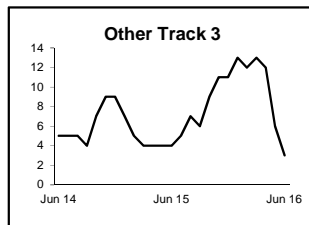
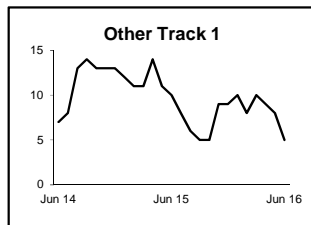
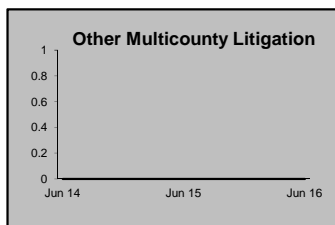
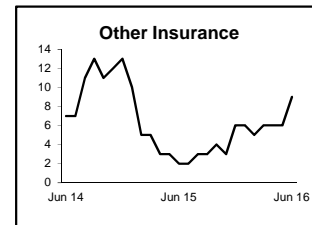
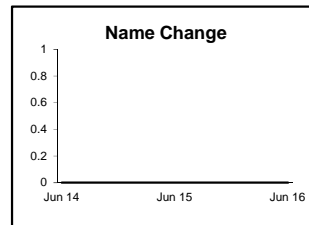
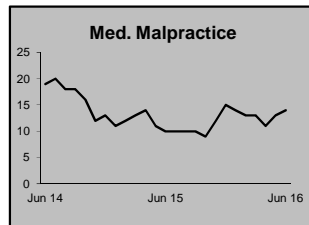
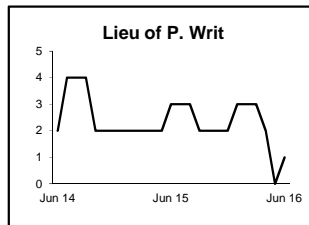
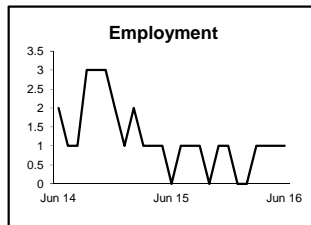
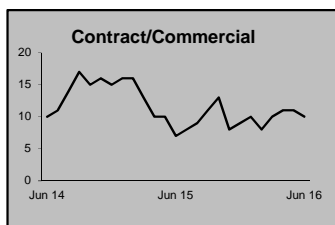
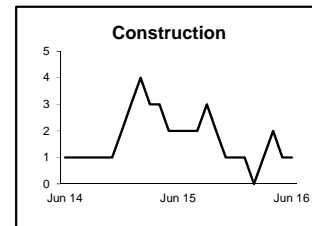
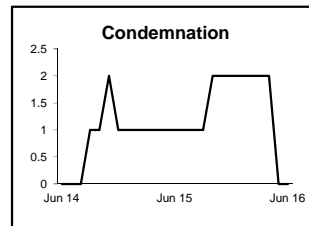
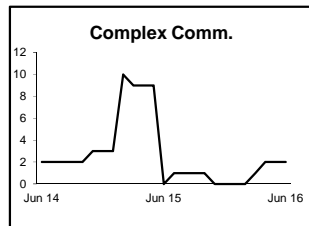
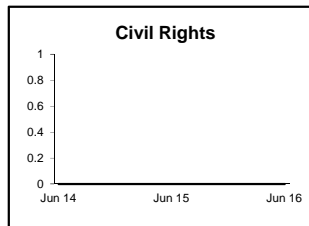
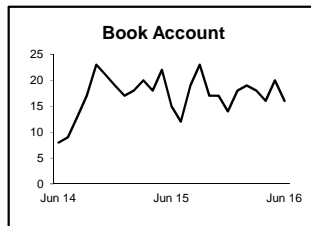
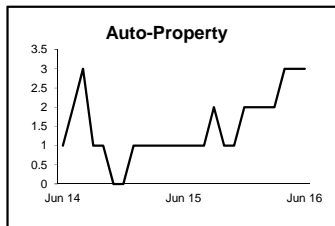
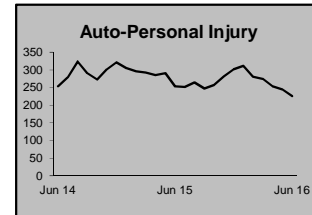
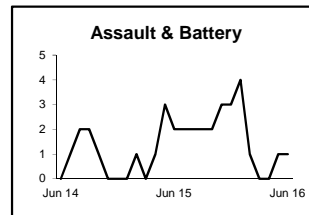
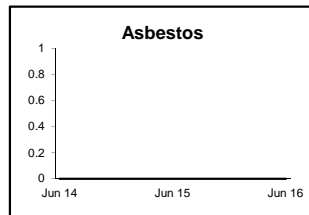
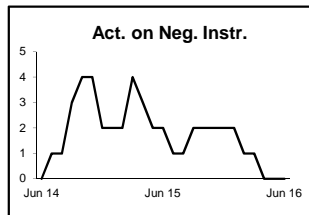
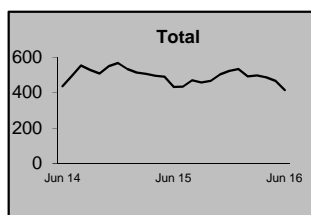
	Trial			Summary					Total	Percent resolved by					
	Jury	Nonjury	Total	Judgment	Settlement	Default Judgment	Dismiss	Other		Trial	Sum Jud	Settle	Default J	Dismiss	Other
Act on Neg Inst	0	0	0	3	8	4	6	0	21	0%	14%	38%	19%	29%	0%
Asbestos	0	0	0	0	0	0	0	0	0	0%	0%	0%	0%	0%	0%
Assault & Bat	1	1	2	0	8	1	3	3	17	12%	0%	47%	6%	18%	18%
Auto - Pers Inj	12	1	13	12	1,370	32	649	70	2,146	1%	1%	64%	1%	30%	3%
Auto - Property	0	0	0	0	8	5	11	0	24	0%	0%	33%	21%	46%	0%
Book Account	0	2	2	13	111	160	188	10	484	0%	3%	23%	33%	39%	2%
Civil Rights	0	0	0	1	1	0	5	2	9	0%	11%	11%	0%	56%	22%
Complex Commer	0	0	0	1	2	0	4	3	10	0%	10%	20%	0%	40%	30%
Condemnation	0	0	0	1	0	0	2	1	4	0%	25%	0%	0%	50%	25%
Construction	1	0	1	0	9	1	7	8	26	4%	0%	35%	4%	27%	31%
Contract/Commer	1	2	3	11	90	113	190	26	433	1%	3%	21%	26%	44%	6%
Employment	1	0	1	1	4	1	5	0	12	8%	8%	33%	8%	42%	0%
Lieu of P. Writ	0	0	0	0	4	0	14	1	19	0%	0%	21%	0%	74%	5%
Medical Malprac	6	0	6	0	18	0	16	3	43	14%	0%	42%	0%	37%	7%
Name Change	0	0	0	0	0	0	9	140	149	0%	0%	0%	0%	6%	94%
Other Insurance	0	0	0	0	14	2	37	4	57	0%	0%	25%	4%	65%	7%
Other MCL	0	0	0	0	0	0	0	0	0	0%	0%	0%	0%	0%	0%
Other Track 1	1	1	2	4	64	10	116	31	227	1%	2%	28%	4%	51%	14%
Other Track 3	3	0	3	1	42	0	25	9	80	4%	1%	53%	0%	31%	11%
Other Track 4	1	0	1	0	5	0	5	0	11	9%	0%	45%	0%	45%	0%
Personal Injury	4	0	4	14	484	14	262	32	810	0%	2%	60%	2%	32%	4%
Prod Liability	0	0	0	0	17	1	6	0	24	0%	0%	71%	4%	25%	0%
Prof Malpractic	1	0	1	0	11	0	14	4	30	3%	0%	37%	0%	47%	13%
PIP Coverage	0	0	0	0	15	1	20	4	40	0%	0%	38%	3%	50%	10%
Real Property	0	0	0	1	6	2	12	2	23	0%	4%	26%	9%	52%	9%
Tort Other	0	0	0	1	27	6	42	6	82	0%	1%	33%	7%	51%	7%
Toxic Tort	0	0	0	0	1	0	3	0	4	0%	0%	25%	0%	75%	0%
UM/UIB Bod Inj	1	0	1	3	43	1	29	1	78	1%	4%	55%	1%	37%	1%
Total	33	7	40	67	2,362	354	1,680	360	4,863	1%	1%	49%	7%	35%	7%



NOTE: Some Multicounty Litigation (MCL) cases were transferred in November 2014: Atlantic to Bergen = 8,935; Atlantic to Middlesex = 4,070.

CIVIL BACKLOG BY CASETYPE JUNE 2016 PASSAIC

	Total	Backlog	% chg
Jun 14		437	
Jun 15		433	-1%
Jun 16		416	-4%



1) Casetypes with the state's largest backlogs are highlighted.

2) Some Multicounty Litigation (MCL) cases were transferred in November 2014: Atlantic to Bergen = 8,935; Atlantic to Middlesex = 4,070.

CIVIL CASELOAD SUMMARY BY CASETYPE
JULY 2015 - JUNE 2016
SALEM

	Filings			Resolutions			Clearance		Backlog			Backlog Percent		Backlog Per 100 Monthly Filings		Active Pending		
	Jul 2014 to Jun 2015	Jul 2015 to Jun 2016	percent change	Jul 2014 to Jun 2015	Jul 2015 to Jun 2016	percent change	Jul 2015 - Jun 2016		Jun 2015	Jun 2016	percent change	Jun 2015	Jun 2016	Jun 2015	Jun 2016	Jun 2015	Jun 2016	percent change
	number	percent																
Act on Neg Inst	1	2	100%	1	2	100%	0	100%	1	0	-100%	100%	0%	1,200	0	1	1	0%
Asbestos	0	0	0%	0	0	0%	0	100%	0	0	0%	0%	0%	0	0	0	0	0%
Assault & Bat	1	2	100%	2	2	0%	0	100%	0	0	0%	0%	0%	0	0	2	2	0%
Auto - Pers Inj	40	45	13%	52	43	-17%	-2	96%	5	3	-40%	13%	7%	150	80	40	43	8%
Auto - Property	2	5	150%	5	2	-60%	-3	40%	0	0	0%	0%	0%	0	0	1	4	300%
Book Account	52	51	-2%	43	65	51%	14	127%	2	0	-100%	6%	0%	46	0	36	22	-39%
Civil Rights	1	0	-100%	1	0	-100%	0	100%	0	0	0%	0%	0%	0	0	1	1	0%
Complex Comme	0	0	0%	0	0	0%	0	100%	0	0	0%	0%	0%	0	0	0	0	0%
Condemnation	1	0	-100%	0	0	0%	0	100%	0	0	0%	0%	0%	0	0	1	1	0%
Construction	1	4	300%	1	3	200%	-1	75%	0	0	0%	0%	0%	0	0	1	2	100%
Contract/Comme	36	22	-39%	27	33	22%	11	150%	0	1		0%	6%	0	55	28	17	-39%
Employment	0	0	0%	2	0	-100%	0	100%	0	0	0%	0%	0%	0	0	0	0	0%
Lieu of P. Writ	4	7	75%	3	3	0%	-4	43%	0	0	0%	0%	0%	0	0	1	5	400%
Medical Malprac	0	4		2	1	-50%	-3	25%	3	4	33%	60%	50%		1,200	5	8	60%
Name Change	16	24	50%	18	23	28%	-1	96%	0	0	0%	0%	0%	0	0	1	2	100%
Other Insurance	3	3	0%	1	3	200%	0	100%	0	1		0%	33%	0	400	3	3	0%
Other MCL	0	0	0%	0	0	0%	0	100%	0	0	0%	0%	0%	0	0	0	0	0%
Other Track 1	37	33	-11%	29	41	41%	8	124%	1	1	0%	5%	9%	32	36	19	11	-42%
Other Track 3	1	4	300%	5	4	-20%	0	100%	2	0	-100%	40%	0%	2,400	0	5	5	0%
Other Track 4	4	4	0%	2	4	100%	0	100%	1	1	0%	25%	25%	300	300	4	4	0%
Personal Injury	27	34	26%	26	28	8%	-6	82%	5	8	60%	14%	20%	222	282	35	40	14%
Prod Liability	0	1		1	1	0%	0	100%	0	0	0%	0%	0%	0	0	0	0	0%
Prof Malpractic	2	0	-100%	1	3	200%	3	100%	0	0	0%	0%	0%	0	0	3	1	-67%
PIP Coverage	4	2	-50%	5	2	-60%	0	100%	0	1		0%	50%	0	600	2	2	0%
Real Property	4	1	-75%	1	3	200%	2	300%	0	0	0%	0%	0%	0	0	3	1	-67%
Tort Other	11	7	-36%	6	9	50%	2	129%	0	1		0%	20%	0	171	7	5	-29%
Toxic Tort	1	0	-100%	0	0	0%	0	100%	0	0	0%	0%	0%	0	0	1	1	0%
UM/UIB Bod Inj	1	2	100%	4	2	-50%	0	100%	1	0	-100%	100%	0%	1,200	0	1	1	0%
Total	250	257	3%	238	277	16%	20	108%	21	21	0%	10%	12%	101	98	201	182	-9%

NOTE: Some Multicounty Litigation (MCL) cases were transferred in November 2014: Atlantic to Bergen = 8,935; Atlantic to Middlesex = 4,070.

CIVIL BACKLOG SUMMARY BY CASETYPE

JUNE 2016

SALEM

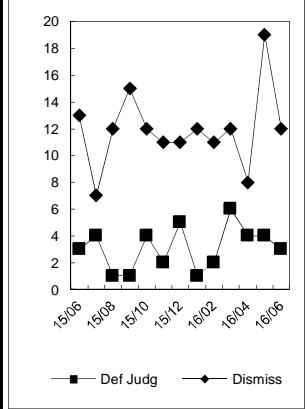
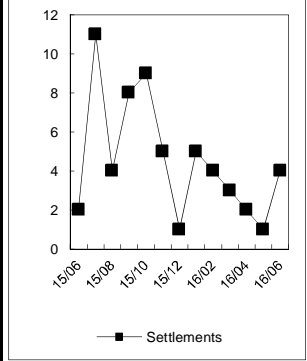
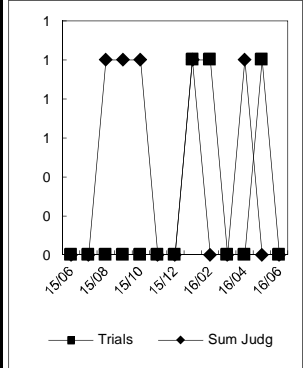
	Cases in Backlog															
	Track 1					Track 2				Track 3			Track 4			Total Backlog
	12 to 18 months	18 to 24 months	24 to 36 months	over 36 months	Total Track 1	18 to 24 months	24 to 36 months	over 36 months	Total Track 2	24 to 36 months	over 36 months	Total Track 3	24 to 36 months	over 36 months	Total Track 4	
Act on Neg Inst	0	0	0	0	0	0	0	0	0	0	0	0	0	0	0	0
Asbestos	0	0	0	0	0	0	0	0	0	0	0	0	0	0	0	0
Assault & Bat	0	0	0	0	0	0	0	0	0	0	0	0	0	0	0	0
Auto - Pers Inj	0	0	0	0	0	1	2	0	3	0	0	0	0	0	0	3
Auto - Property	0	0	0	0	0	0	0	0	0	0	0	0	0	0	0	0
Book Account	0	0	0	0	0	0	0	0	0	0	0	0	0	0	0	0
Civil Rights	0	0	0	0	0	0	0	0	0	0	0	0	0	0	0	0
Complex Comme	0	0	0	0	0	0	0	0	0	0	0	0	0	0	0	0
Condemnation	0	0	0	0	0	0	0	0	0	0	0	0	0	0	0	0
Construction	0	0	0	0	0	0	0	0	0	0	0	0	0	0	0	0
Contract/Comme	0	0	0	0	0	0	1	0	1	0	0	0	0	0	0	1
Employment	0	0	0	0	0	0	0	0	0	0	0	0	0	0	0	0
Lieu of P. Writ	0	0	0	0	0	0	0	0	0	0	0	0	0	0	0	0
Medical Malprac	0	0	0	0	0	0	0	0	0	1	3	4	0	0	0	4
Name Change	0	0	0	0	0	0	0	0	0	0	0	0	0	0	0	0
Other Insurance	1	0	0	0	1	0	0	0	0	0	0	0	0	0	0	1
Other MCL	0	0	0	0	0	0	0	0	0	0	0	0	0	0	0	0
Other Track 1	1	0	0	0	1	0	0	0	0	0	0	0	0	0	0	1
Other Track 3	0	0	0	0	0	0	0	0	0	0	0	0	0	0	0	0
Other Track 4	0	0	0	0	0	0	0	0	0	0	0	0	1	0	1	1
Personal Injury	0	0	0	0	0	2	6	0	8	0	0	0	0	0	0	8
Prod Liability	0	0	0	0	0	0	0	0	0	0	0	0	0	0	0	0
Prof Malpractic	0	0	0	0	0	0	0	0	0	0	0	0	0	0	0	0
PIP Coverage	1	0	0	0	1	0	0	0	0	0	0	0	0	0	0	1
Real Property	0	0	0	0	0	0	0	0	0	0	0	0	0	0	0	0
Tort Other	0	0	0	0	0	1	0	0	1	0	0	0	0	0	0	1
Toxic Tort	0	0	0	0	0	0	0	0	0	0	0	0	0	0	0	0
UM/UIM Bod Inj	0	0	0	0	0	0	0	0	0	0	0	0	0	0	0	0
Total	3	0	0	0	3	4	9	0	13	1	3	4	1	0	1	21

NOTE: Some Multicounty Litigation (MCL) cases were transferred in November 2014: Atlantic to Bergen = 8,935; Atlantic to Middlesex = 4,070.

**CIVIL RESOLUTION SUMMARY BY CASETYPE
JULY 2015 - JUNE 2016
SALEM**

	Trial			Summary					Total	Percent resolved by					
	Jury	Nonjury	Total	Judgment	Settlement	Default Judgment	Dismiss	Other		Trial	Sum Jud	Settle	Default J	Dismiss	Other
Act on Neg Inst	0	0	0	0	0	0	1	1	2	0%	0%	0%	0%	50%	50%
Asbestos	0	0	0	0	0	0	0	0	0	0%	0%	0%	0%	0%	0%
Assault & Bat	0	0	0	0	1	0	1	0	2	0%	0%	50%	0%	50%	0%
Auto - Pers Inj	1	0	1	0	9	0	30	3	43	2%	0%	21%	0%	70%	7%
Auto - Property	0	0	0	0	0	1	1	0	2	0%	0%	0%	50%	50%	0%
Book Account	0	1	1	0	14	20	30	0	65	2%	0%	22%	31%	46%	0%
Civil Rights	0	0	0	0	0	0	0	0	0	0%	0%	0%	0%	0%	0%
Complex Commer	0	0	0	0	0	0	0	0	0	0%	0%	0%	0%	0%	0%
Condemnation	0	0	0	0	0	0	0	0	0	0%	0%	0%	0%	0%	0%
Construction	0	0	0	0	0	0	2	1	3	0%	0%	0%	0%	67%	33%
Contract/Commer	0	0	0	0	10	12	11	0	33	0%	0%	30%	36%	33%	0%
Employment	0	0	0	0	0	0	0	0	0	0%	0%	0%	0%	0%	0%
Lieu of P. Writ	0	0	0	0	0	0	1	2	3	0%	0%	0%	0%	33%	67%
Medical Malprac	0	0	0	0	1	0	0	0	1	0%	0%	100%	0%	0%	0%
Name Change	0	0	0	0	0	0	8	15	23	0%	0%	0%	0%	35%	65%
Other Insurance	0	0	0	0	1	0	2	0	3	0%	0%	33%	0%	67%	0%
Other MCL	0	0	0	0	0	0	0	0	0	0%	0%	0%	0%	0%	0%
Other Track 1	0	1	1	1	3	1	27	8	41	2%	2%	7%	2%	66%	20%
Other Track 3	0	0	0	1	1	0	2	0	4	0%	25%	25%	0%	50%	0%
Other Track 4	0	0	0	1	0	1	1	1	4	0%	25%	0%	25%	25%	25%
Personal Injury	0	0	0	1	11	1	14	1	28	0%	4%	39%	4%	50%	4%
Prod Liability	0	0	0	0	0	0	1	0	1	0%	0%	0%	0%	100%	0%
Prof Malpractic	0	0	0	1	1	0	1	0	3	0%	33%	33%	0%	33%	0%
PIP Coverage	0	0	0	0	0	0	2	0	2	0%	0%	0%	0%	100%	0%
Real Property	0	0	0	0	2	0	1	0	3	0%	0%	67%	0%	33%	0%
Tort Other	0	0	0	0	2	1	5	1	9	0%	0%	22%	11%	56%	11%
Toxic Tort	0	0	0	0	0	0	0	0	0	0%	0%	0%	0%	0%	0%
UM/UIB Bod Inj	0	0	0	0	1	0	1	0	2	0%	0%	50%	0%	50%	0%
Total	1	2	3	5	57	37	142	33	277	1%	2%	21%	13%	51%	12%

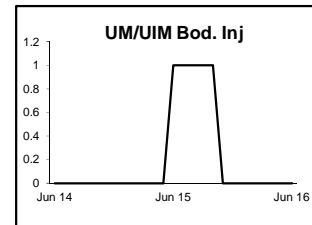
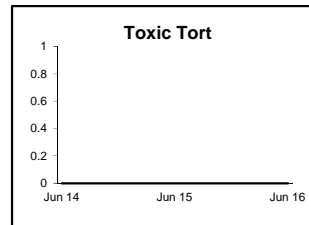
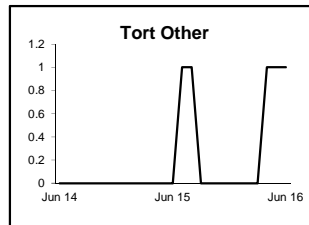
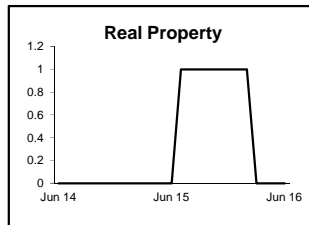
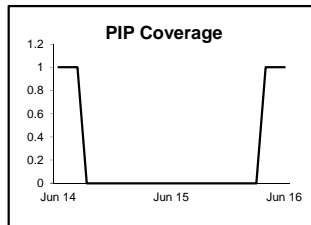

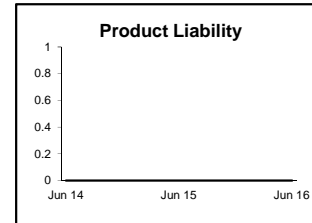
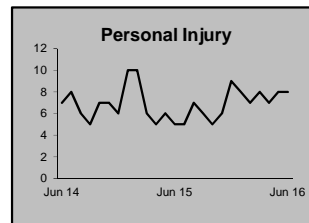
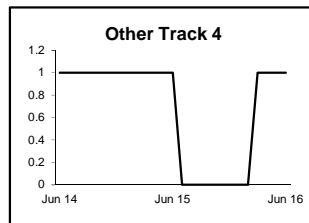
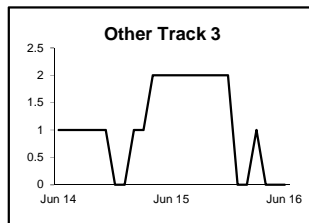
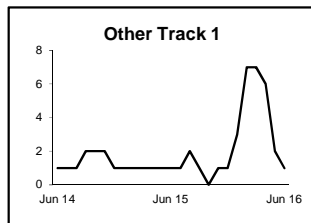
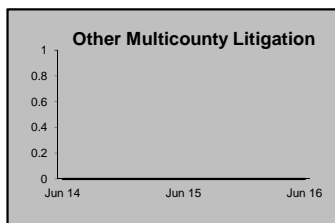
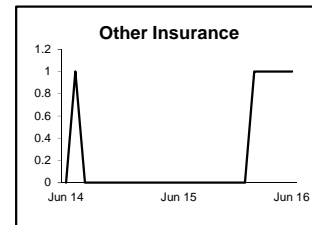
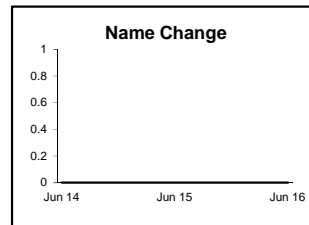
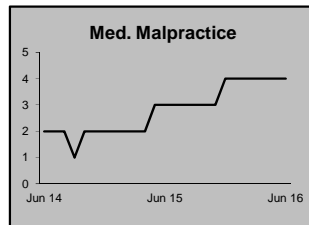
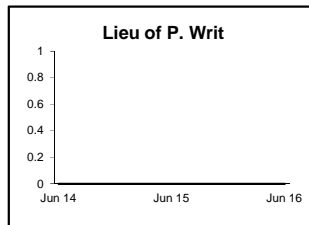
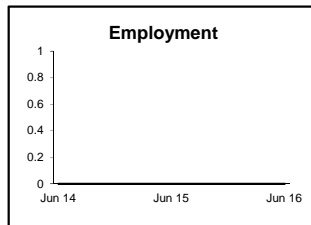
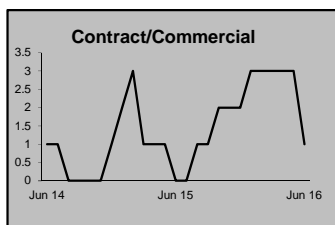
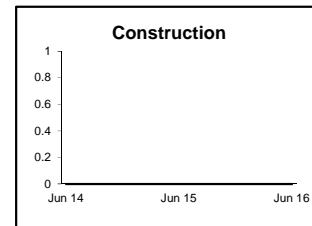
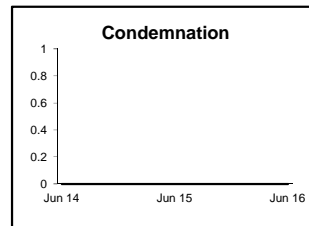

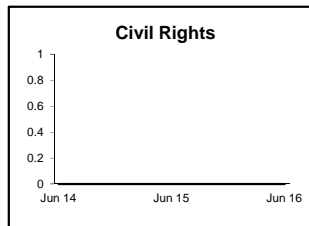
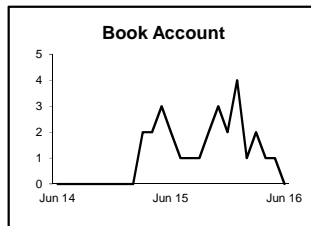
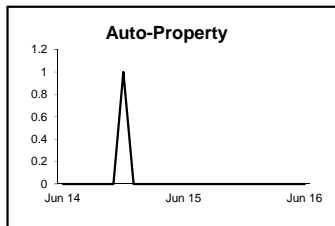
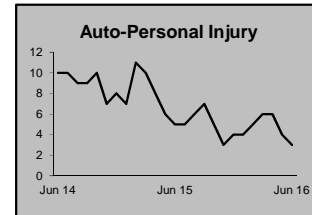
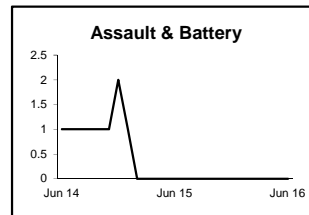
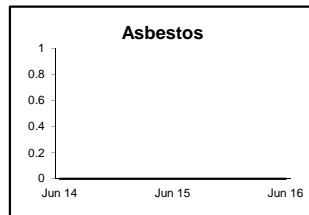
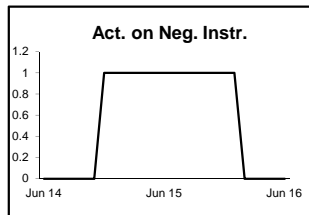
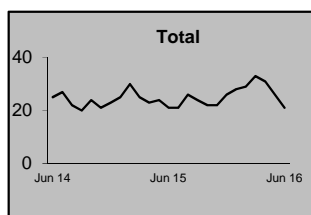
Monthly Resolutions



NOTE: Some Multicounty Litigation (MCL) cases were transferred in November 2014: Atlantic to Bergen = 8,935; Atlantic to Middlesex = 4,070.

**CIVIL BACKLOG BY CASETYPE
JUNE 2016
SALEM**

	Total	
	Backlog	% chg
Jun 14	25	
Jun 15	21	-16%
Jun 16	21	0%



1) Casetypes with the state's largest backlogs are highlighted.

2) Some Multicounty Litigation (MCL) cases were transferred in November 2014: Atlantic to Bergen = 8,935; Atlantic to Middlesex = 4,070.

CIVIL CASELOAD SUMMARY BY CASETYPE
JULY 2015 - JUNE 2016
SOMERSET

	Filings			Resolutions			Clearance		Backlog			Backlog Percent		Backlog Per 100 Monthly Filings		Active Pending		
	Jul 2014 to Jun 2015	Jul 2015 to Jun 2016	percent change	Jul 2014 to Jun 2015	Jul 2015 to Jun 2016	percent change	Jul 2015 - Jun 2016		Jun 2015	Jun 2016	percent change	Jun 2015	Jun 2016	Jun 2015	Jun 2016	Jun 2015	Jun 2016	percent change
	number	percent																
Act on Neg Inst	10	7	-30%	10	8	-20%	1	114%	1	0	-100%	20%	0%	120	0	5	1	-80%
Asbestos	1	0	-100%	0	0	0%	0	100%	0	0	0%	0%	0%	0	0	0	0	0%
Assault & Bat	2	2	0%	4	2	-50%	0	100%	1	3	200%	14%	43%	600	1,800	7	7	0%
Auto - Pers Inj	353	365	3%	358	340	-5%	-25	93%	68	57	-16%	17%	14%	231	187	398	418	5%
Auto - Property	12	14	17%	14	13	-7%	-1	93%	0	0	0%	0%	0%	0	0	8	9	13%
Book Account	367	319	-13%	426	358	-16%	39	112%	5	0	-100%	3%	0%	16	0	191	143	-25%
Civil Rights	21	8	-62%	15	13	-13%	5	163%	1	0	-100%	7%	0%	57	0	14	9	-36%
Complex Comme	5	12	140%	10	17	70%	5	142%	5	6	20%	45%	32%	1,200	600	11	19	73%
Condemnation	2	6	200%	12	2	-83%	-4	33%	0	0	0%	0%	0%	0	0	0	4	
Construction	18	26	44%	20	28	40%	2	108%	0	2		0%	15%	0	92	17	13	-24%
Contract/Comme	303	281	-7%	325	312	-4%	31	111%	19	5	-74%	9%	3%	75	21	218	182	-17%
Employment	10	6	-40%	11	13	18%	7	217%	3	0	-100%	33%	0%	360	0	9	2	-78%
Lieu of P. Writ	23	20	-13%	16	21	31%	1	105%	1	0	-100%	8%	0%	52	0	13	12	-8%
Medical Malprac	17	14	-18%	16	15	-6%	1	107%	12	19	58%	29%	45%	847	1,629	41	42	2%
Name Change	107	125	17%	104	129	24%	4	103%	0	0	0%	0%	0%	0	0	18	14	-22%
Other Insurance	38	30	-21%	42	32	-24%	2	107%	2	1	-50%	10%	6%	63	40	21	17	-19%
Other MCL	0	0	0%	0	0	0%	0	100%	0	0	0%	0%	0%	0	0	0	0	0%
Other Track 1	177	182	3%	146	165	13%	-17	91%	1	1	0%	1%	1%	7	7	69	80	16%
Other Track 3	45	44	-2%	45	42	-7%	-2	95%	4	6	50%	9%	13%	107	164	45	47	4%
Other Track 4	18	27	50%	26	21	-19%	-6	78%	8	4	-50%	35%	12%	533	178	23	34	48%
Personal Injury	212	216	2%	210	198	-6%	-18	92%	31	37	19%	12%	14%	175	206	256	272	6%
Prod Liability	10	10	0%	9	7	-22%	-3	70%	1	3	200%	8%	18%	120	360	13	17	31%
Prof Malpractic	26	16	-38%	39	33	-15%	17	206%	11	3	-73%	29%	13%	508	225	38	24	-37%
PIP Coverage	8	4	-50%	6	3	-50%	-1	75%	0	0	0%	0%	0%	0	0	4	2	-50%
Real Property	10	13	30%	6	14	133%	1	108%	0	0	0%	0%	0%	0	0	9	8	-11%
Tort Other	50	51	2%	41	67	63%	16	131%	6	3	-50%	11%	8%	144	71	55	40	-27%
Toxic Tort	1	0	-100%	1	3	200%	3	100%	0	0	0%	0%	0%	0	0	2	0	-100%
UM/UIIM Bod Inj	13	25	92%	20	16	-20%	-9	64%	2	0	-100%	15%	0%	185	0	13	23	77%
Total	1,859	1,823	-2%	1,932	1,872	-3%	49	103%	182	150	-18%	12%	10%	117	99	1,498	1,439	-4%

NOTE: Some Multicounty Litigation (MCL) cases were transferred in November 2014: Atlantic to Bergen = 8,935; Atlantic to Middlesex = 4,070.

CIVIL BACKLOG SUMMARY BY CASETYPE

JUNE 2016

SOMERSET

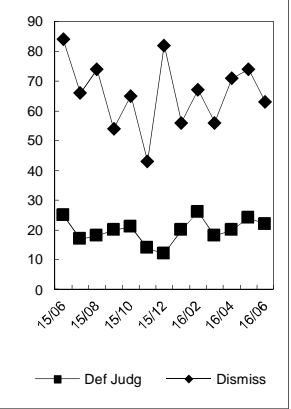
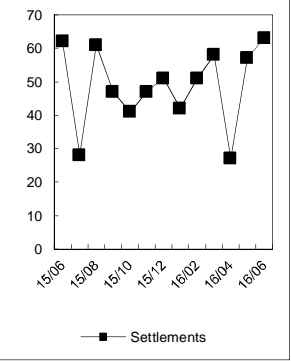
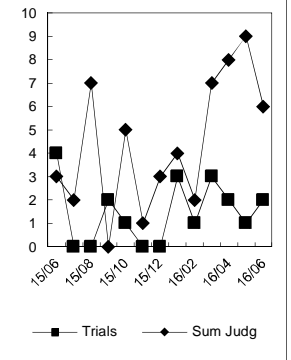
	Cases in Backlog															
	Track 1					Track 2				Track 3			Track 4			Total Backlog
	12 to 18 months	18 to 24 months	24 to 36 months	over 36 months	Total Track 1	18 to 24 months	24 to 36 months	over 36 months	Total Track 2	24 to 36 months	over 36 months	Total Track 3	24 to 36 months	over 36 months	Total Track 4	
Act on Neg Inst	0	0	0	0	0	0	0	0	0	0	0	0	0	0	0	0
Asbestos	0	0	0	0	0	0	0	0	0	0	0	0	0	0	0	0
Assault & Bat	0	0	0	0	0	0	0	0	0	3	0	3	0	0	0	0
Auto - Pers Inj	0	0	0	0	0	37	15	5	57	0	0	0	0	0	0	0
Auto - Property	0	0	0	0	0	0	0	0	0	0	0	0	0	0	0	0
Book Account	0	0	0	0	0	0	0	0	0	0	0	0	0	0	0	0
Civil Rights	0	0	0	0	0	0	0	0	0	0	0	0	0	0	0	0
Complex Comme	0	0	0	0	0	0	0	0	0	0	0	0	3	3	6	6
Condemnation	0	0	0	0	0	0	0	0	0	0	0	0	0	0	0	0
Construction	0	0	0	0	0	1	1	0	2	0	0	0	0	0	0	0
Contract/Comme	0	0	0	0	0	2	2	1	5	0	0	0	0	0	0	0
Employment	0	0	0	0	0	0	0	0	0	0	0	0	0	0	0	0
Lieu of P. Writ	0	0	0	0	0	0	0	0	0	0	0	0	0	0	0	0
Medical Malprac	0	0	0	0	0	0	0	0	0	13	6	19	0	0	0	0
Name Change	0	0	0	0	0	0	0	0	0	0	0	0	0	0	0	0
Other Insurance	0	0	0	0	0	0	0	0	0	0	0	0	1	0	1	1
Other MCL	0	0	0	0	0	0	0	0	0	0	0	0	0	0	0	0
Other Track 1	1	0	0	0	1	0	0	0	0	0	0	0	0	0	0	0
Other Track 3	0	0	0	0	0	0	0	0	0	3	3	6	0	0	0	0
Other Track 4	0	0	0	0	0	0	0	0	0	0	0	0	1	3	4	4
Personal Injury	0	0	0	0	0	24	11	2	37	0	0	0	0	0	0	0
Prod Liability	0	0	0	0	0	0	0	0	0	1	2	3	0	0	0	0
Prof Malpractic	0	0	0	0	0	0	0	0	0	2	1	3	0	0	0	0
PIP Coverage	0	0	0	0	0	0	0	0	0	0	0	0	0	0	0	0
Real Property	0	0	0	0	0	0	0	0	0	0	0	0	0	0	0	0
Tort Other	0	0	0	0	0	2	1	0	3	0	0	0	0	0	0	0
Toxic Tort	0	0	0	0	0	0	0	0	0	0	0	0	0	0	0	0
UM/UIM Bod Inj	0	0	0	0	0	0	0	0	0	0	0	0	0	0	0	0
Total	1	0	0	0	1	66	30	8	104	22	12	34	5	6	11	150

NOTE: Some Multicounty Litigation (MCL) cases were transferred in November 2014: Atlantic to Bergen = 8,935; Atlantic to Middlesex = 4,070.

CIVIL RESOLUTION SUMMARY BY CASETYPE
JULY 2015 - JUNE 2016
SOMERSET

	Trial			Summary					Total	Percent resolved by					
	Jury	Nonjury	Total	Judgment	Settlement	Default Judgment	Dismiss	Other		Trial	Sum Jud	Settle	Default J	Dismiss	Other
Act on Neg Inst	0	0	0	1	2	2	3	0	8	0%	13%	25%	25%	38%	0%
Asbestos	0	0	0	0	0	0	0	0	0	0%	0%	0%	0%	0%	0%
Assault & Bat	0	0	0	1	0	0	1	0	2	0%	50%	0%	0%	50%	0%
Auto - Pers Inj	4	0	4	1	166	2	153	14	340	1%	0%	49%	1%	45%	4%
Auto - Property	0	0	0	0	2	4	7	0	13	0%	0%	15%	31%	54%	0%
Book Account	0	1	1	13	83	111	148	2	358	0%	4%	23%	31%	41%	1%
Civil Rights	0	0	0	1	2	0	9	1	13	0%	8%	15%	0%	69%	8%
Complex Commer	0	0	0	1	5	0	10	1	17	0%	6%	29%	0%	59%	6%
Condemnation	0	0	0	0	0	0	1	1	2	0%	0%	0%	0%	50%	50%
Construction	0	0	0	0	6	1	21	0	28	0%	0%	21%	4%	75%	0%
Contract/Commer	0	1	1	9	80	67	142	13	312	0%	3%	26%	21%	46%	4%
Employment	0	0	0	0	4	1	7	1	13	0%	0%	31%	8%	54%	8%
Lieu of P. Writ	0	2	2	0	4	0	13	2	21	10%	0%	19%	0%	62%	10%
Medical Malprac	2	0	2	0	8	0	4	1	15	13%	0%	53%	0%	27%	7%
Name Change	0	0	0	0	0	0	8	121	129	0%	0%	0%	0%	6%	94%
Other Insurance	0	0	0	2	7	7	15	1	32	0%	6%	22%	22%	47%	3%
Other MCL	0	0	0	0	0	0	0	0	0	0%	0%	0%	0%	0%	0%
Other Track 1	0	1	1	22	28	19	48	47	165	1%	13%	17%	12%	29%	28%
Other Track 3	0	0	0	0	16	0	21	5	42	0%	0%	38%	0%	50%	12%
Other Track 4	0	0	0	3	11	2	5	0	21	0%	14%	52%	10%	24%	0%
Personal Injury	3	0	3	0	101	4	78	12	198	2%	0%	51%	2%	39%	6%
Prod Liability	0	0	0	0	4	0	3	0	7	0%	0%	57%	0%	43%	0%
Prof Malpractic	1	0	1	0	10	0	20	2	33	3%	0%	30%	0%	61%	6%
PIP Coverage	0	0	0	0	1	0	1	1	3	0%	0%	33%	0%	33%	33%
Real Property	0	0	0	0	2	3	9	0	14	0%	0%	14%	21%	64%	0%
Tort Other	0	0	0	0	20	9	36	2	67	0%	0%	30%	13%	54%	3%
Toxic Tort	0	0	0	0	2	0	1	0	3	0%	0%	67%	0%	33%	0%
UM/UIM Bod Inj	0	0	0	0	9	0	7	0	16	0%	0%	56%	0%	44%	0%
Total	10	5	15	54	573	232	771	227	1,872	1%	3%	31%	12%	41%	12%

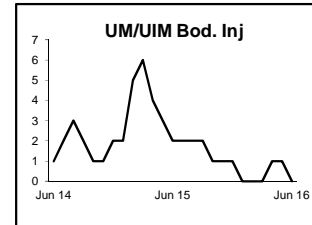
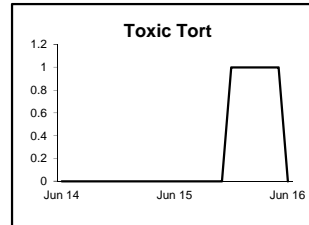
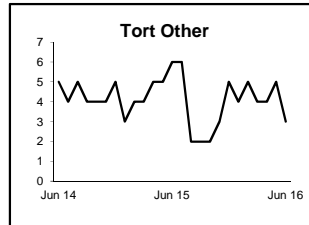
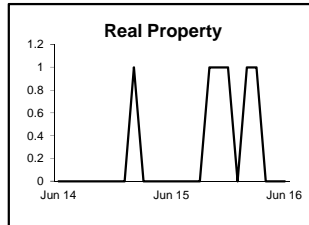
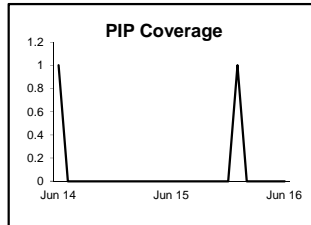
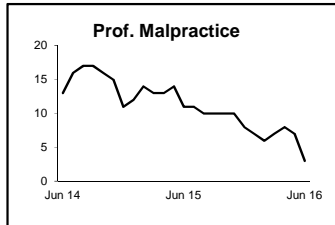
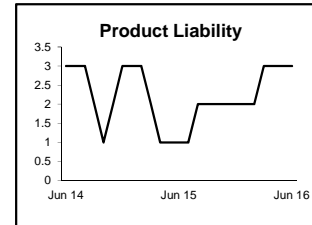
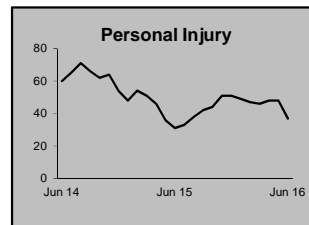
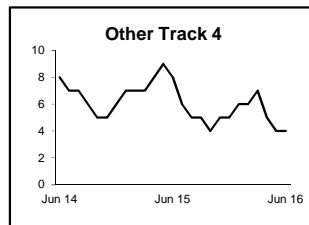
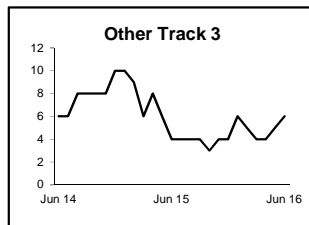
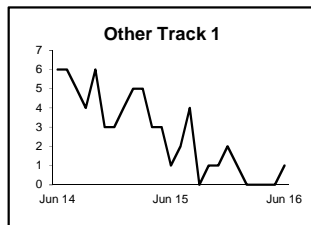
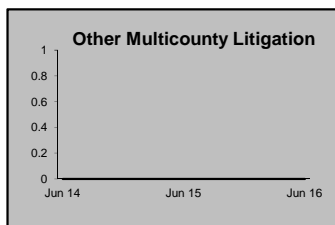
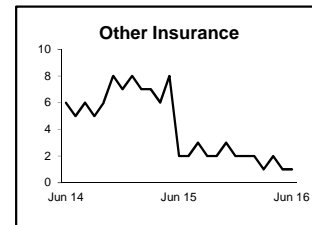
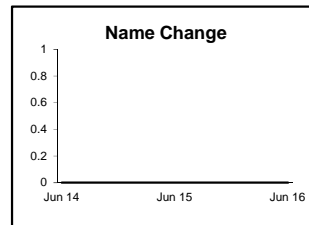
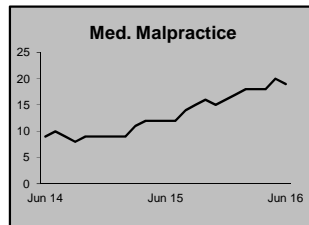
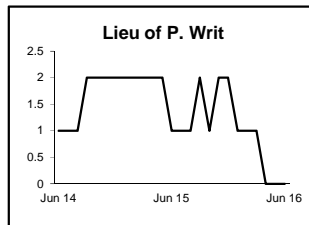
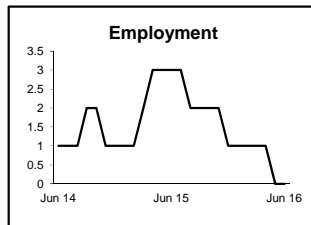
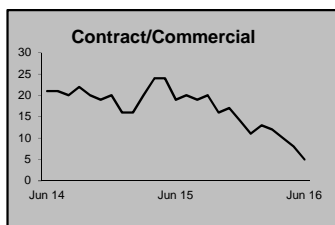
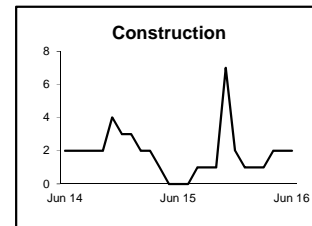
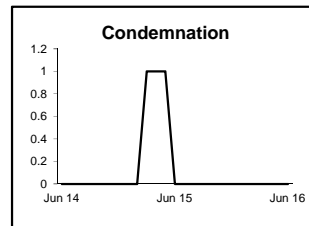
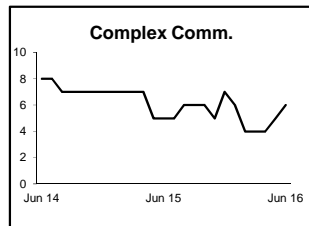
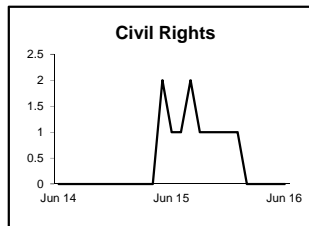
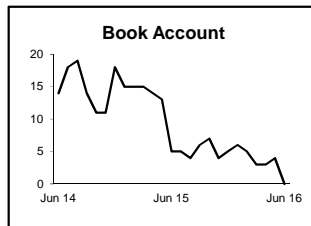
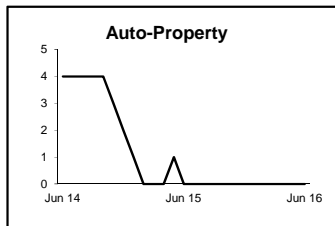
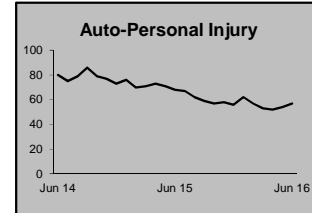
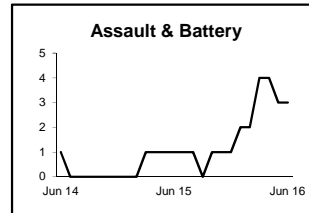
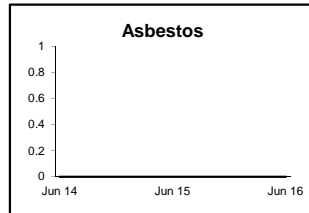
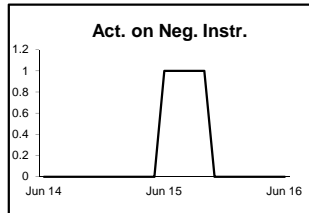
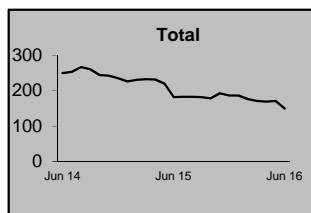
Monthly Resolutions



NOTE: Some Multicounty Litigation (MCL) cases were transferred in November 2014: Atlantic to Bergen = 8,935; Atlantic to Middlesex = 4,070.

CIVIL BACKLOG BY CASETYPE JUNE 2016 SOMERSET

	Total Backlog	% chg
Jun 14	250	
Jun 15	182	-27%
Jun 16	150	-18%



1) Casetypes with the state's largest backlogs are highlighted.

2) Some Multicounty Litigation (MCL) cases were transferred in November 2014: Atlantic to Bergen = 8,935; Atlantic to Middlesex = 4,070.

CIVIL CASELOAD SUMMARY BY CASETYPE
JULY 2015 - JUNE 2016
SUSSEX

	Filings			Resolutions			Clearance		Backlog			Backlog Percent		Backlog Per 100 Monthly Filings		Active Pending		
	Jul 2014 to Jun 2015	Jul 2015 to Jun 2016	percent change	Jul 2014 to Jun 2015	Jul 2015 to Jun 2016	percent change	Jul 2015 - Jun 2016		Jun 2015	Jun 2016	percent change	Jun 2015	Jun 2016	Jun 2015	Jun 2016	Jun 2015	Jun 2016	percent change
	number	percent																
Act on Neg Inst	6	2	-67%	7	4	-43%	2	200%	0	0	0%	0%	0%	0	0	3	1	-67%
Asbestos	0	0	0%	0	0	0%	0	100%	0	0	0%	0%	0%	0	0	0	0	0%
Assault & Bat	1	3	200%	0	4		1	133%	1	0	-100%	25%	0%	1,200	0	4	4	0%
Auto - Pers Inj	104	118	13%	101	112	11%	-6	95%	19	27	42%	15%	21%	219	275	125	130	4%
Auto - Property	4	3	-25%	5	4	-20%	1	133%	0	0	0%	0%	0%	0	0	3	2	-33%
Book Account	179	168	-6%	163	152	-7%	-16	90%	1	7	600%	1%	7%	7	50	87	103	18%
Civil Rights	8	5	-38%	7	9	29%	4	180%	0	0	0%	0%	0%	0	0	8	4	-50%
Complex Comme	3	2	-33%	4	2	-50%	0	100%	0	1		0%	50%	0	600	2	2	0%
Condemnation	7	3	-57%	7	5	-29%	2	167%	1	0	-100%	17%	0%	171	0	6	4	-33%
Construction	11	14	27%	12	11	-8%	-3	79%	2	3	50%	18%	21%	218	257	11	14	27%
Contract/Comme	119	96	-19%	114	103	-10%	7	107%	4	4	0%	5%	6%	40	50	79	71	-10%
Employment	8	6	-25%	5	8	60%	2	133%	1	1	0%	14%	20%	150	200	7	5	-29%
Lieu of P. Writ	1	3	200%	4	2	-50%	-1	67%	1	1	0%	100%	33%	1,200	400	1	3	200%
Medical Malprac	12	9	-25%	6	13	117%	4	144%	3	1	-67%	17%	7%	300	133	18	14	-22%
Name Change	54	36	-33%	54	35	-35%	-1	97%	0	0	0%	0%	0%	0	0	8	9	13%
Other Insurance	10	7	-30%	8	8	0%	1	114%	3	5	67%	30%	63%	360	857	10	8	-20%
Other MCL	0	0	0%	0	0	0%	0	100%	0	0	0%	0%	0%	0	0	0	0	0%
Other Track 1	91	92	1%	89	86	-3%	-6	93%	3	4	33%	8%	10%	40	52	37	41	11%
Other Track 3	23	16	-30%	24	26	8%	10	163%	6	2	-67%	22%	12%	313	150	27	17	-37%
Other Track 4	9	17	89%	8	11	38%	-6	65%	8	6	-25%	44%	24%	1,067	424	18	25	39%
Personal Injury	99	102	3%	103	93	-10%	-9	91%	35	39	11%	26%	27%	424	459	137	145	6%
Prod Liability	2	4	100%	8	5	-38%	1	125%	1	0	-100%	33%	0%	600	0	3	3	0%
Prof Malpractic	6	8	33%	11	11	0%	3	138%	1	5	400%	8%	38%	200	750	13	13	0%
PIP Coverage	0	1		1	0	-100%	-1	0%	2	2	0%	100%	67%		2,400	2	3	50%
Real Property	14	19	36%	9	15	67%	-4	79%	4	4	0%	33%	27%	343	253	12	15	25%
Tort Other	39	27	-31%	25	34	36%	7	126%	6	6	0%	18%	22%	185	267	34	27	-21%
Toxic Tort	0	0	0%	0	0	0%	0	100%	0	0	0%	0%	0%	0	0	0	0	0%
UM/UIIM Bod Inj	2	6	200%	4	1	-75%	-5	17%	0	0	0%	0%	0%	0	0	2	7	250%
Total	812	767	-6%	779	754	-3%	-13	98%	102	118	16%	16%	18%	151	185	657	670	2%

NOTE: Some Multicounty Litigation (MCL) cases were transferred in November 2014: Atlantic to Bergen = 8,935; Atlantic to Middlesex = 4,070.

CIVIL BACKLOG SUMMARY BY CASETYPE

JUNE 2016

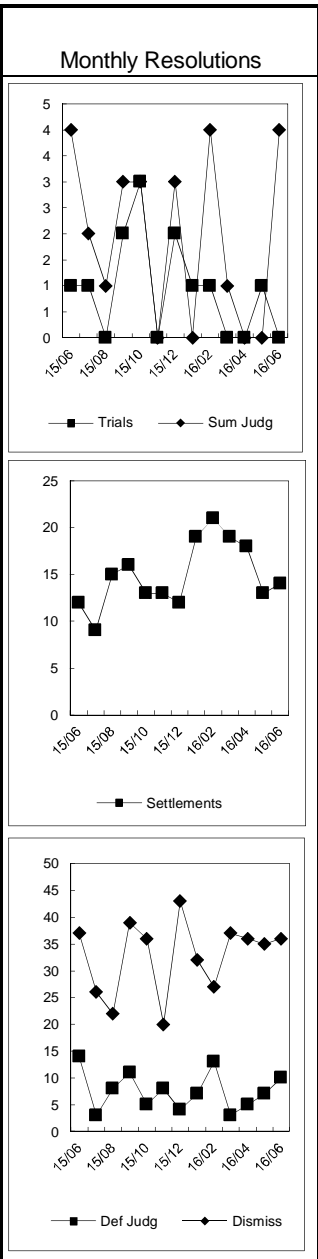
SUSSEX

	Cases in Backlog															
	Track 1					Track 2				Track 3			Track 4			Total Backlog
	12 to 18 months	18 to 24 months	24 to 36 months	over 36 months	Total Track 1	18 to 24 months	24 to 36 months	over 36 months	Total Track 2	24 to 36 months	over 36 months	Total Track 3	24 to 36 months	over 36 months	Total Track 4	
Act on Neg Inst	0	0	0	0	0	0	0	0	0	0	0	0	0	0	0	0
Asbestos	0	0	0	0	0	0	0	0	0	0	0	0	0	0	0	0
Assault & Bat	0	0	0	0	0	0	0	0	0	0	0	0	0	0	0	0
Auto - Pers Inj	0	0	0	0	0	15	9	3	27	0	0	0	0	0	0	27
Auto - Property	0	0	0	0	0	0	0	0	0	0	0	0	0	0	0	0
Book Account	5	2	0	0	7	0	0	0	0	0	0	0	0	0	0	7
Civil Rights	0	0	0	0	0	0	0	0	0	0	0	0	0	0	0	0
Complex Comme	0	0	0	0	0	0	0	0	0	0	0	0	1	0	1	1
Condemnation	0	0	0	0	0	0	0	0	0	0	0	0	0	0	0	0
Construction	0	0	0	0	0	1	1	1	3	0	0	0	0	0	0	3
Contract/Comme	0	0	0	0	0	2	2	0	4	0	0	0	0	0	0	4
Employment	0	0	0	0	0	1	0	0	1	0	0	0	0	0	0	1
Lieu of P. Writ	0	0	0	0	0	0	0	0	0	0	0	0	0	1	1	1
Medical Malprac	0	0	0	0	0	0	0	0	0	1	0	1	0	0	0	1
Name Change	0	0	0	0	0	0	0	0	0	0	0	0	0	0	0	0
Other Insurance	3	1	1	0	5	0	0	0	0	0	0	0	0	0	0	5
Other MCL	0	0	0	0	0	0	0	0	0	0	0	0	0	0	0	0
Other Track 1	1	2	0	1	4	0	0	0	0	0	0	0	0	0	0	4
Other Track 3	0	0	0	0	0	0	0	0	0	2	0	2	0	0	0	2
Other Track 4	0	0	0	0	0	0	0	0	0	0	0	0	1	5	6	6
Personal Injury	0	0	0	0	0	22	15	2	39	0	0	0	0	0	0	39
Prod Liability	0	0	0	0	0	0	0	0	0	0	0	0	0	0	0	0
Prof Malpractic	0	0	0	0	0	0	0	0	0	4	0	4	1	0	1	5
PIP Coverage	0	0	0	2	2	0	0	0	0	0	0	0	0	0	0	2
Real Property	3	0	0	1	4	0	0	0	0	0	0	0	0	0	0	4
Tort Other	0	0	0	0	0	3	3	0	6	0	0	0	0	0	0	6
Toxic Tort	0	0	0	0	0	0	0	0	0	0	0	0	0	0	0	0
UM/UIIM Bod Inj	0	0	0	0	0	0	0	0	0	0	0	0	0	0	0	0
Total	12	5	1	4	22	44	30	6	80	7	0	7	3	6	9	118

NOTE: Some Multicounty Litigation (MCL) cases were transferred in November 2014: Atlantic to Bergen = 8,935; Atlantic to Middlesex = 4,070.

CIVIL RESOLUTION SUMMARY BY CASETYPE
JULY 2015 - JUNE 2016
SUSSEX

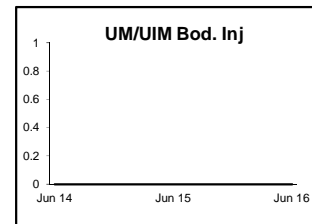
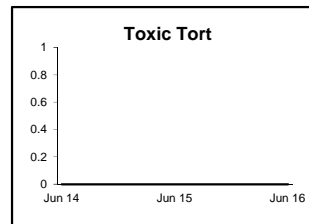
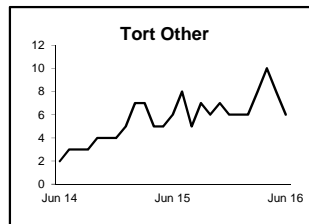
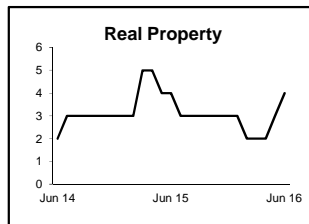
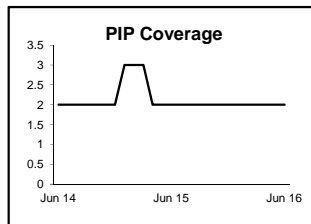
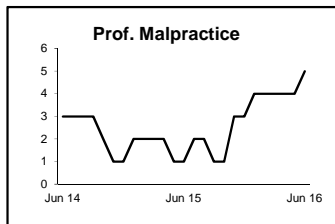
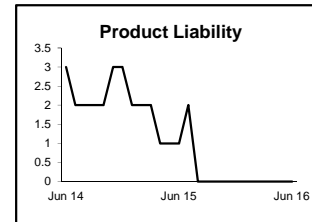
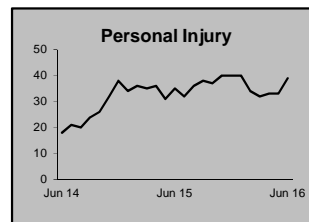
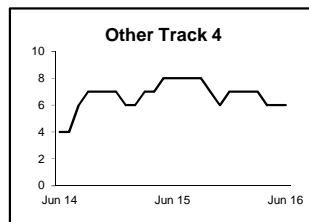
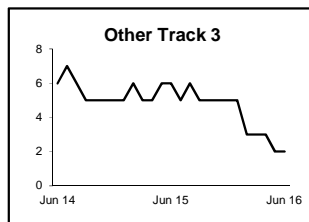
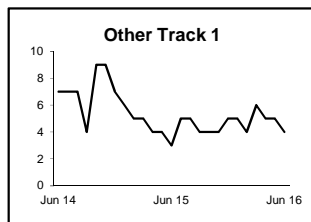
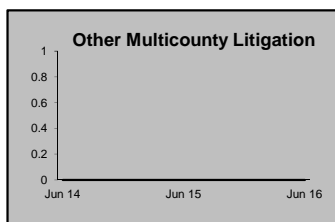
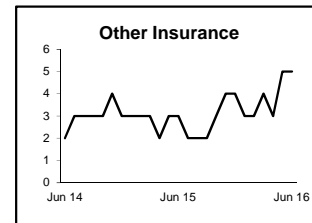
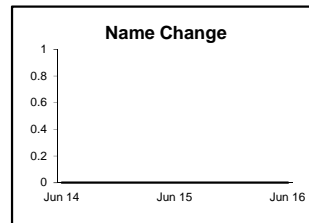
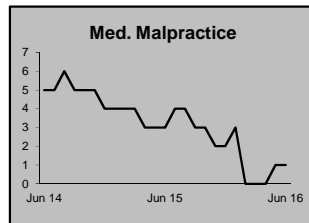
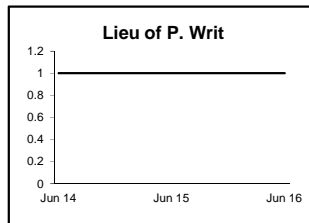
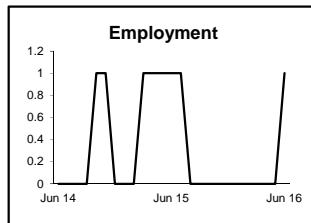
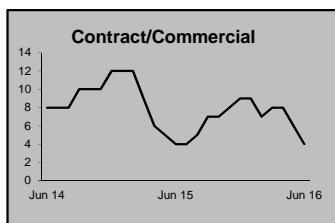
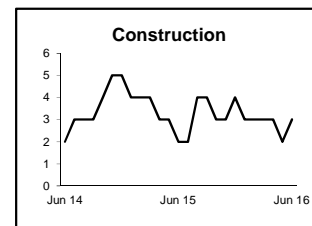
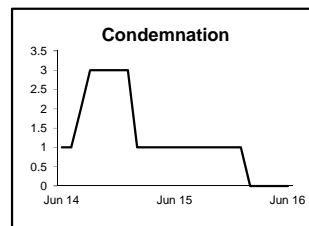
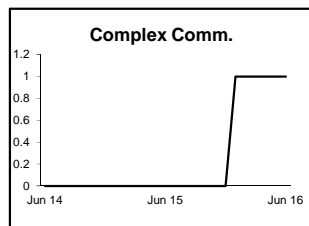
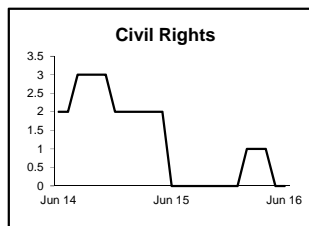
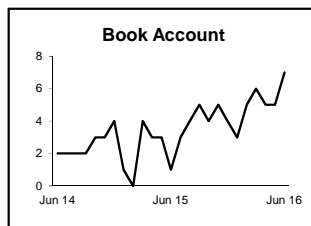
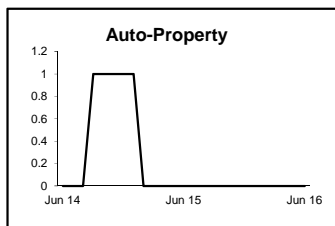
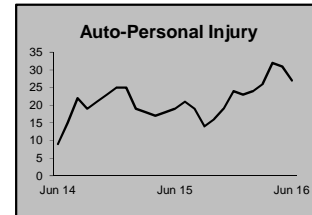
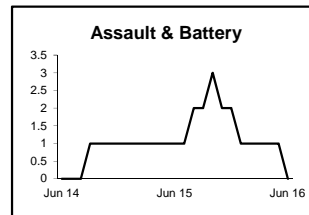
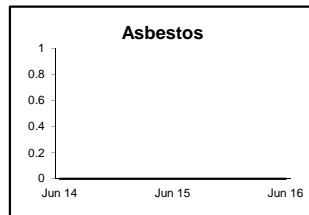
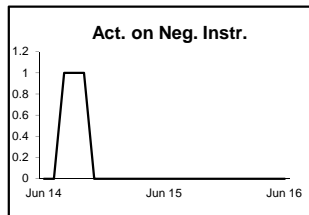
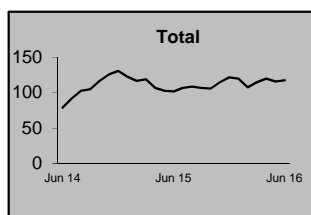
	Trial			Summary					Total	Percent resolved by					
	Jury	Nonjury	Total	Judgment	Settlement	Default Judgment	Dismiss	Other		Trial	Sum Jud	Settle	Default J	Dismiss	Other
Act on Neg Inst	0	0	0	0	1	0	3	0	4	0%	0%	25%	0%	75%	0%
Asbestos	0	0	0	0	0	0	0	0	0	0%	0%	0%	0%	0%	0%
Assault & Bat	0	0	0	1	1	1	1	0	4	0%	25%	25%	25%	25%	0%
Auto - Pers Inj	1	1	2	1	36	0	70	3	112	2%	1%	32%	0%	63%	3%
Auto - Property	0	0	0	0	2	0	2	0	4	0%	0%	50%	0%	50%	0%
Book Account	0	0	0	6	26	48	72	0	152	0%	4%	17%	32%	47%	0%
Civil Rights	0	0	0	0	0	0	8	1	9	0%	0%	0%	0%	89%	11%
Complex Commer	0	0	0	0	0	0	2	0	2	0%	0%	0%	0%	100%	0%
Condemnation	0	0	0	0	0	0	5	0	5	0%	0%	0%	0%	100%	0%
Construction	1	0	1	0	2	0	8	0	11	9%	0%	18%	0%	73%	0%
Contract/Commer	1	0	1	3	16	26	56	1	103	1%	3%	16%	25%	54%	1%
Employment	0	0	0	0	1	1	6	0	8	0%	0%	13%	13%	75%	0%
Lieu of P. Writ	0	0	0	0	0	0	2	0	2	0%	0%	0%	0%	100%	0%
Medical Malprac	1	0	1	1	4	0	7	0	13	8%	8%	31%	0%	54%	0%
Name Change	0	0	0	0	0	0	4	31	35	0%	0%	0%	0%	11%	89%
Other Insurance	1	0	1	2	2	1	2	0	8	13%	25%	25%	13%	25%	0%
Other MCL	0	0	0	0	0	0	0	0	0	0%	0%	0%	0%	0%	0%
Other Track 1	0	2	2	1	11	3	46	23	86	2%	1%	13%	3%	53%	27%
Other Track 3	1	0	1	0	6	0	18	1	26	4%	0%	23%	0%	69%	4%
Other Track 4	0	0	0	0	5	0	6	0	11	0%	0%	45%	0%	55%	0%
Personal Injury	1	0	1	4	43	0	40	5	93	1%	4%	46%	0%	43%	5%
Prod Liability	0	0	0	0	1	0	4	0	5	0%	0%	20%	0%	80%	0%
Prof Malpractic	0	0	0	1	5	0	5	0	11	0%	9%	45%	0%	45%	0%
PIP Coverage	0	0	0	0	0	0	0	0	0	0%	0%	0%	0%	0%	0%
Real Property	0	0	0	1	6	3	4	1	15	0%	7%	40%	20%	27%	7%
Tort Other	1	0	1	0	13	1	18	1	34	3%	0%	38%	3%	53%	3%
Toxic Tort	0	0	0	0	0	0	0	0	0	0%	0%	0%	0%	0%	0%
UM/UIB Bod Inj	0	0	0	0	1	0	0	0	1	0%	0%	100%	0%	0%	0%
Total	8	3	11	21	182	84	389	67	754	1%	3%	24%	11%	52%	9%



NOTE: Some Multicounty Litigation (MCL) cases were transferred in November 2014: Atlantic to Bergen = 8,935; Atlantic to Middlesex = 4,070.

**CIVIL BACKLOG BY CASETYPE
JUNE 2016
SUSSEX**

	Total	% chg
Jun 14	79	
Jun 15	102	29%
Jun 16	118	16%



1) Casetypes with the state's largest backlogs are highlighted.

2) Some Multicounty Litigation (MCL) cases were transferred in November 2014: Atlantic to Bergen = 8,935; Atlantic to Middlesex = 4,070.

CIVIL CASELOAD SUMMARY BY CASETYPE
JULY 2015 - JUNE 2016
UNION

	Filings			Resolutions			Clearance		Backlog			Backlog Percent		Backlog Per 100 Monthly Filings		Active Pending		
	Jul 2014 to Jun 2015	Jul 2015 to Jun 2016	percent change	Jul 2014 to Jun 2015	Jul 2015 to Jun 2016	percent change	Jul 2015 - Jun 2016		Jun 2015	Jun 2016	percent change	Jun 2015	Jun 2016	Jun 2015	Jun 2016	Jun 2015	Jun 2016	percent change
	number	percent																
Act on Neg Inst	18	17	-6%	18	18	0%	1	106%	0	0	0%	0%	0%	0	0	12	10	-17%
Asbestos	0	0	0%	0	0	0%	0	100%	0	0	0%	0%	0%	0	0	0	0	0%
Assault & Bat	8	7	-13%	12	12	0%	5	171%	3	4	33%	15%	27%	450	686	20	15	-25%
Auto - Pers Inj	2,169	1,994	-8%	2,168	2,110	-3%	116	106%	413	428	4%	16%	17%	228	258	2,587	2,473	-4%
Auto - Property	44	57	30%	51	52	2%	-5	91%	8	3	-63%	24%	8%	218	63	33	38	15%
Book Account	594	453	-24%	656	500	-24%	47	110%	22	21	-5%	8%	9%	44	56	289	237	-18%
Civil Rights	23	23	0%	27	20	-26%	-3	87%	2	1	-50%	11%	5%	104	52	18	20	11%
Complex Comme	10	10	0%	15	13	-13%	3	130%	7	5	-29%	39%	31%	840	600	18	16	-11%
Condemnation	3	4	33%	1	3	200%	-1	75%	1	0	-100%	25%	0%	400	0	4	5	25%
Construction	22	23	5%	26	20	-23%	-3	87%	1	5	400%	5%	22%	55	261	21	23	10%
Contract/Comme	473	370	-22%	486	466	-4%	96	126%	35	23	-34%	10%	9%	89	75	357	263	-26%
Employment	15	11	-27%	21	15	-29%	4	136%	3	2	-33%	25%	25%	240	218	12	8	-33%
Lieu of P. Writ	25	26	4%	33	22	-33%	-4	85%	0	1		0%	5%	0	46	18	22	22%
Medical Malprac	53	40	-25%	43	48	12%	8	120%	24	20	-17%	26%	24%	543	600	91	84	-8%
Name Change	175	154	-12%	181	151	-17%	-3	98%	0	0	0%	0%	0%	0	0	37	39	5%
Other Insurance	47	45	-4%	54	41	-24%	-4	91%	8	10	25%	21%	24%	204	267	39	41	5%
Other MCL	0	0	0%	0	0	0%	0	100%	0	0	0%	0%	0%	0	0	0	0	0%
Other Track 1	292	247	-15%	299	260	-13%	13	105%	32	30	-6%	18%	20%	132	146	175	153	-13%
Other Track 3	112	84	-25%	133	109	-18%	25	130%	12	11	-8%	9%	10%	129	157	132	110	-17%
Other Track 4	13	23	77%	20	17	-15%	-6	74%	11	9	-18%	41%	26%	1,015	470	27	34	26%
Personal Injury	716	721	1%	625	693	11%	-28	96%	152	177	16%	17%	19%	255	295	903	930	3%
Prod Liability	25	10	-60%	22	22	0%	12	220%	6	1	-83%	17%	4%	288	120	35	25	-29%
Prof Malpractic	31	27	-13%	33	27	-18%	0	100%	10	6	-40%	21%	12%	387	267	47	52	11%
PIP Coverage	20	13	-35%	23	11	-52%	-2	85%	0	1		0%	10%	0	92	8	10	25%
Real Property	10	10	0%	22	7	-68%	-3	70%	1	0	-100%	25%	0%	120	0	4	7	75%
Tort Other	119	98	-18%	102	103	1%	5	105%	18	12	-33%	19%	13%	182	147	97	90	-7%
Toxic Tort	1	2	100%	1	0	-100%	-2	0%	1	1	0%	50%	25%	1,200	600	2	4	100%
UM/UIIM Bod Inj	120	129	8%	91	111	22%	-18	86%	14	16	14%	11%	10%	140	149	133	159	20%
Total	5,138	4,598	-11%	5,163	4,851	-6%	253	106%	784	787	0%	15%	16%	183	205	5,119	4,868	-5%

NOTE: Some Multicounty Litigation (MCL) cases were transferred in November 2014: Atlantic to Bergen = 8,935; Atlantic to Middlesex = 4,070.

CIVIL BACKLOG SUMMARY BY CASETYPE

JUNE 2016

UNION

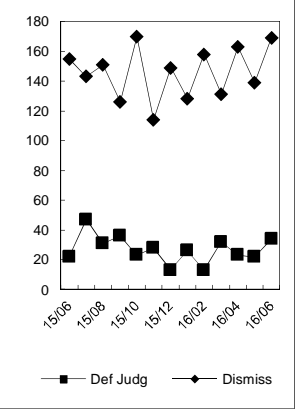
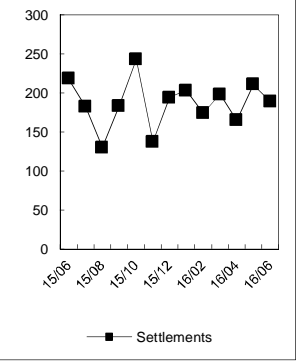
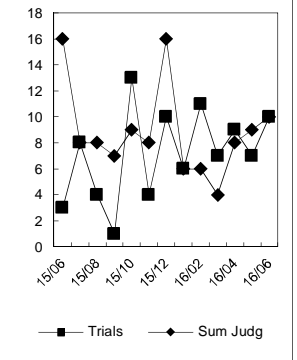
	Cases in Backlog															
	Track 1					Track 2				Track 3			Track 4			Total Backlog
	12 to 18 months	18 to 24 months	24 to 36 months	over 36 months	Total Track 1	18 to 24 months	24 to 36 months	over 36 months	Total Track 2	24 to 36 months	over 36 months	Total Track 3	24 to 36 months	over 36 months	Total Track 4	
Act on Neg Inst	0	0	0	0	0	0	0	0	0	0	0	0	0	0	0	0
Asbestos	0	0	0	0	0	0	0	0	0	0	0	0	0	0	0	0
Assault & Bat	0	0	0	0	0	0	0	0	0	4	0	4	0	0	0	4
Auto - Pers Inj	0	0	0	0	0	311	104	13	428	0	0	0	0	0	0	428
Auto - Property	0	0	0	0	0	2	1	0	3	0	0	0	0	0	0	3
Book Account	19	2	0	0	21	0	0	0	0	0	0	0	0	0	0	21
Civil Rights	0	0	0	0	0	0	0	0	0	1	0	1	0	0	0	1
Complex Comme	0	0	0	0	0	0	0	0	0	0	0	0	2	3	5	5
Condemnation	0	0	0	0	0	0	0	0	0	0	0	0	0	0	0	0
Construction	0	0	0	0	0	2	3	0	5	0	0	0	0	0	0	5
Contract/Comme	0	1	0	0	1	13	8	1	22	0	0	0	0	0	0	23
Employment	0	0	0	0	0	1	0	1	2	0	0	0	0	0	0	2
Lieu of P. Writ	0	0	0	0	0	0	0	0	0	0	0	0	1	0	1	1
Medical Malprac	0	0	0	0	0	0	0	0	0	12	8	20	0	0	0	20
Name Change	0	0	0	0	0	0	0	0	0	0	0	0	0	0	0	0
Other Insurance	5	1	4	0	10	0	0	0	0	0	0	0	0	0	0	10
Other MCL	0	0	0	0	0	0	0	0	0	0	0	0	0	0	0	0
Other Track 1	15	8	4	3	30	0	0	0	0	0	0	0	0	0	0	30
Other Track 3	0	0	0	0	0	0	0	0	0	9	2	11	0	0	0	11
Other Track 4	0	0	0	0	0	0	0	0	0	0	0	0	2	7	9	9
Personal Injury	0	0	0	0	0	124	48	5	177	0	0	0	0	0	0	177
Prod Liability	0	0	0	0	0	0	0	0	0	1	0	1	0	0	0	1
Prof Malpractic	0	0	0	0	0	0	0	0	0	4	2	6	0	0	0	6
PIP Coverage	1	0	0	0	1	0	0	0	0	0	0	0	0	0	0	1
Real Property	0	0	0	0	0	0	0	0	0	0	0	0	0	0	0	0
Tort Other	0	0	0	0	0	8	2	2	12	0	0	0	0	0	0	12
Toxic Tort	0	0	0	0	0	0	0	0	0	0	1	1	0	0	0	1
UM/UIM Bod Inj	0	0	0	0	0	14	2	0	16	0	0	0	0	0	0	16
Total	40	12	8	3	63	475	168	22	665	31	13	44	5	10	15	787

NOTE: Some Multicounty Litigation (MCL) cases were transferred in November 2014: Atlantic to Bergen = 8,935; Atlantic to Middlesex = 4,070.

CIVIL RESOLUTION SUMMARY BY CASETYPE
JULY 2015 - JUNE 2016
UNION

	Trial			Summary					Total	Percent resolved by					
	Jury	Nonjury	Total	Judgment	Settlement	Default Judgment	Dismiss	Other		Trial	Sum Jud	Settle	Default J	Dismiss	Other
Act on Neg Inst	0	0	0	2	8	5	3	0	18	0%	11%	44%	28%	17%	0%
Asbestos	0	0	0	0	0	0	0	0	0	0%	0%	0%	0%	0%	0%
Assault & Bat	0	0	0	0	7	0	4	1	12	0%	0%	58%	0%	33%	8%
Auto - Pers Inj	51	5	56	7	1,208	14	735	90	2,110	3%	0%	57%	1%	35%	4%
Auto - Property	0	0	0	0	21	9	22	0	52	0%	0%	40%	17%	42%	0%
Book Account	0	2	2	21	96	173	205	3	500	0%	4%	19%	35%	41%	1%
Civil Rights	0	0	0	2	3	0	9	6	20	0%	10%	15%	0%	45%	30%
Complex Commer	0	0	0	0	6	1	6	0	13	0%	0%	46%	8%	46%	0%
Condemnation	0	0	0	0	2	0	1	0	3	0%	0%	67%	0%	33%	0%
Construction	0	0	0	1	10	2	7	0	20	0%	5%	50%	10%	35%	0%
Contract/Commer	1	6	7	25	122	92	202	18	466	2%	5%	26%	20%	43%	4%
Employment	1	0	1	1	4	0	7	2	15	7%	7%	27%	0%	47%	13%
Lieu of P. Writ	0	0	0	0	5	0	11	6	22	0%	0%	23%	0%	50%	27%
Medical Malprac	3	0	3	0	26	0	18	1	48	6%	0%	54%	0%	38%	2%
Name Change	0	0	0	0	0	0	20	131	151	0%	0%	0%	0%	13%	87%
Other Insurance	0	0	0	3	8	3	24	3	41	0%	7%	20%	7%	59%	7%
Other MCL	0	0	0	0	0	0	0	0	0	0%	0%	0%	0%	0%	0%
Other Track 1	0	0	0	17	92	14	80	57	260	0%	7%	35%	5%	31%	22%
Other Track 3	2	1	3	4	56	1	38	7	109	3%	4%	51%	1%	35%	6%
Other Track 4	0	2	2	2	6	1	4	2	17	12%	12%	35%	6%	24%	12%
Personal Injury	11	0	11	11	400	4	222	45	693	2%	2%	58%	1%	32%	6%
Prod Liability	0	0	0	0	6	0	10	6	22	0%	0%	27%	0%	45%	27%
Prof Malpractic	1	2	3	0	6	0	18	0	27	11%	0%	22%	0%	67%	0%
PIP Coverage	0	0	0	0	2	1	8	0	11	0%	0%	18%	9%	73%	0%
Real Property	0	0	0	0	4	1	2	0	7	0%	0%	57%	14%	29%	0%
Tort Other	0	1	1	3	39	6	51	3	103	1%	3%	38%	6%	50%	3%
Toxic Tort	0	0	0	0	0	0	0	0	0	0%	0%	0%	0%	0%	0%
UM/UIB Bod Inj	1	0	1	0	72	1	34	3	111	1%	0%	65%	1%	31%	3%
Total	71	19	90	99	2,209	328	1,741	384	4,851	2%	2%	46%	7%	36%	8%

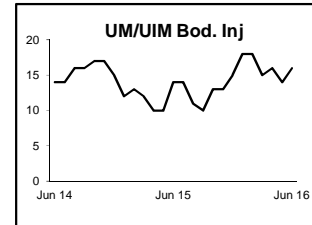
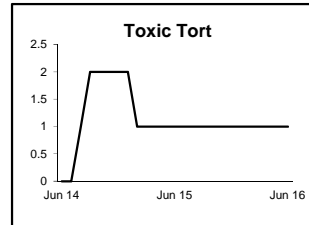
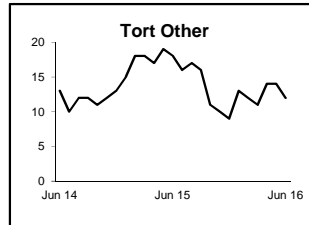
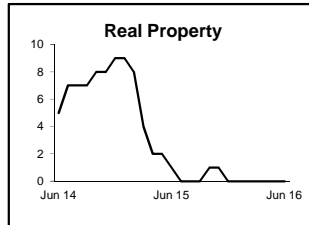
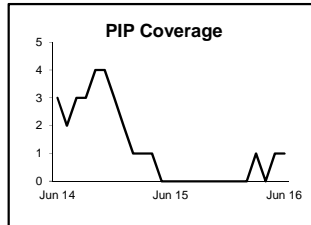
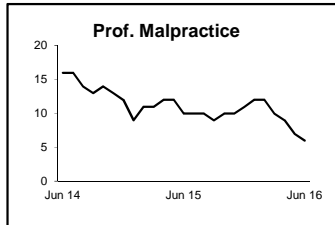
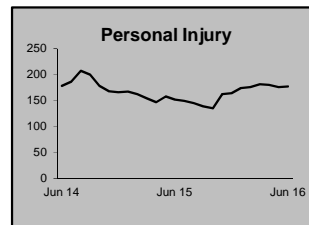
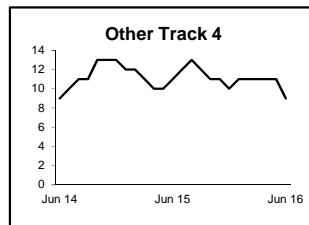
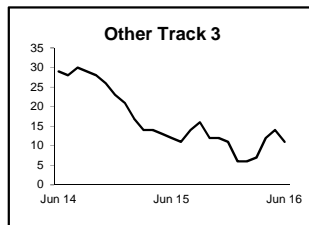
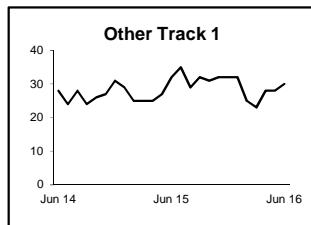
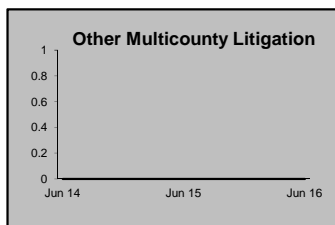
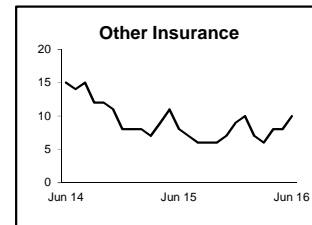
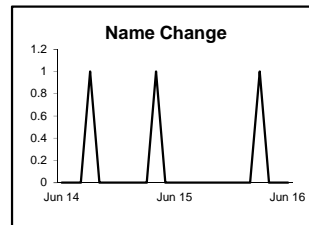
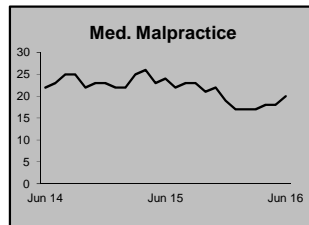
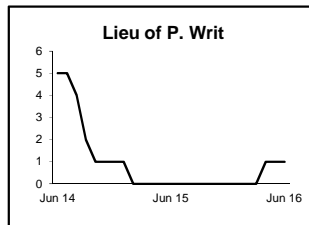
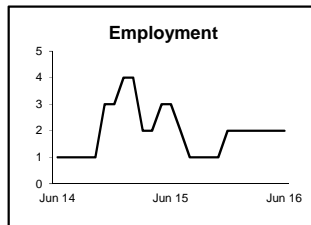
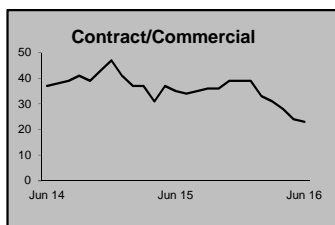
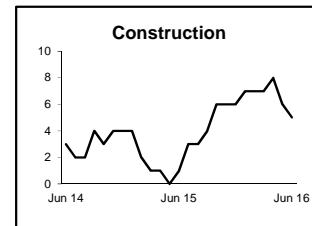
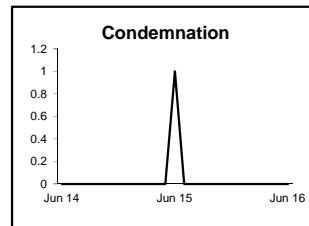
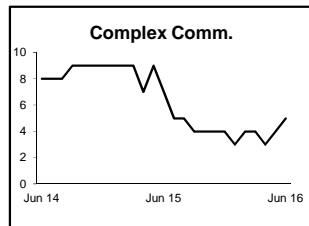
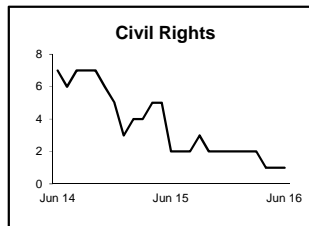
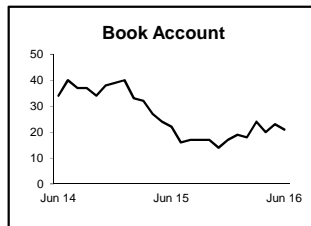
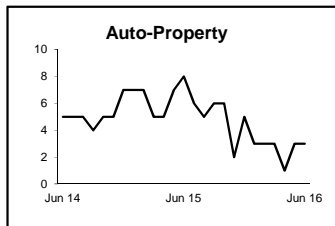
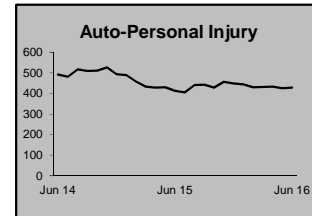
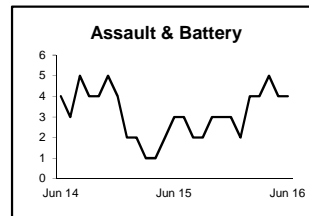
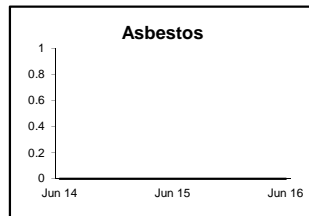
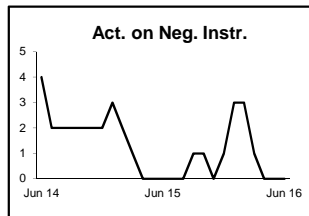
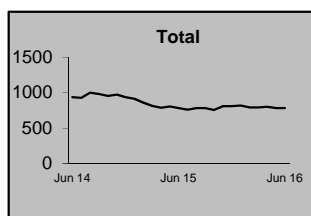
Monthly Resolutions



NOTE: Some Multicounty Litigation (MCL) cases were transferred in November 2014: Atlantic to Bergen = 8,935; Atlantic to Middlesex = 4,070.

CIVIL BACKLOG BY CASETYPE JUNE 2016 UNION

	Total Backlog	% chg
Jun 14	939	
Jun 15	784	-17%
Jun 16	787	0%



1) Casetypes with the state's largest backlogs are highlighted.

2) Some Multicounty Litigation (MCL) cases were transferred in November 2014: Atlantic to Bergen = 8,935; Atlantic to Middlesex = 4,070.

CIVIL CASELOAD SUMMARY BY CASETYPE
JULY 2015 - JUNE 2016
WARREN

	Filings			Resolutions			Clearance		Backlog			Backlog Percent		Backlog Per 100 Monthly Filings		Active Pending		
	Jul 2014 to Jun 2015	Jul 2015 to Jun 2016	percent change	Jul 2014 to Jun 2015	Jul 2015 to Jun 2016	percent change	Jul 2015 - Jun 2016		Jun 2015	Jun 2016	percent change	Jun 2015	Jun 2016	Jun 2015	Jun 2016	Jun 2015	Jun 2016	percent change
	number	percent																
Act on Neg Inst	4	3	-25%	2	4	100%	1	133%	0	0	0%	0%	0%	0	0	3	1	-67%
Asbestos	0	0	0%	0	0	0%	0	100%	0	0	0%	0%	0%	0	0	0	0	0%
Assault & Bat	1	0	-100%	1	0	-100%	0	100%	1	1	0%	50%	50%	1,200		2	2	0%
Auto - Pers Inj	69	51	-26%	59	70	19%	19	137%	20	12	-40%	22%	17%	348	282	90	71	-21%
Auto - Property	3	5	67%	2	7	250%	2	140%	0	0	0%	0%	0%	0	0	4	2	-50%
Book Account	110	81	-26%	113	101	-11%	20	125%	2	1	-50%	4%	3%	22	15	57	39	-32%
Civil Rights	2	6	200%	5	6	20%	0	100%	1	0	-100%	25%	0%	600	0	4	4	0%
Complex Comme	1	0	-100%	0	1		1	100%	0	2		0%	50%	0		1	4	300%
Condemnation	2	0	-100%	1	1	0%	1	100%	0	0	0%	0%	0%	0	0	2	1	-50%
Construction	4	3	-25%	4	6	50%	3	200%	1	0	-100%	25%	0%	300	0	4	1	-75%
Contract/Comme	71	51	-28%	69	61	-12%	10	120%	3	3	0%	6%	7%	51	71	51	41	-20%
Employment	0	9		1	2	100%	-7	22%	0	0	0%	0%	0%	0	0	0	5	
Lieu of P. Writ	5	6	20%	3	4	33%	-2	67%	0	0	0%	0%	0%	0	0	4	6	50%
Medical Malprac	5	9	80%	5	8	60%	-1	89%	3	6	100%	20%	38%	720	800	15	16	7%
Name Change	34	24	-29%	31	21	-32%	-3	88%	0	0	0%	0%	0%	0	0	4	7	75%
Other Insurance	9	6	-33%	10	10	0%	4	167%	1	0	-100%	14%	0%	133	0	7	1	-86%
Other MCL	0	0	0%	0	0	0%	0	100%	0	0	0%	0%	0%	0	0	0	0	0%
Other Track 1	41	39	-5%	35	37	6%	-2	95%	0	0	0%	0%	0%	0	0	14	15	7%
Other Track 3	13	18	38%	15	11	-27%	-7	61%	0	0	0%	0%	0%	0	0	13	23	77%
Other Track 4	0	22		3	2	-33%	-20	9%	0	0	0%	0%	0%	0	0	2	22	>999%
Personal Injury	62	82	32%	73	69	-5%	-13	84%	25	14	-44%	31%	15%	484	205	80	92	15%
Prod Liability	1	1	0%	3	2	-33%	1	200%	1	0	-100%	50%	0%	1,200	0	2	2	0%
Prof Malpractic	3	3	0%	6	6	0%	3	200%	0	0	0%	0%	0%	0	0	5	5	0%
PIP Coverage	0	1		0	2		1	200%	1	0	-100%	100%	0%	0		1	0	-100%
Real Property	6	5	-17%	4	7	75%	2	140%	0	0	0%	0%	0%	0	0	4	2	-50%
Tort Other	14	16	14%	15	13	-13%	-3	81%	1	0	-100%	10%	0%	86	0	10	12	20%
Toxic Tort	0	3		0	1		-2	33%	0	0	0%	0%	0%	0	0	0	1	
UM/UIB Bod Inj	0	2		1	2	100%	0	100%	1	0	-100%	100%	0%	0		1	1	0%
Total	460	446	-3%	461	454	-2%	8	102%	61	39	-36%	16%	10%	159	105	380	376	-1%

NOTE: Some Multicounty Litigation (MCL) cases were transferred in November 2014: Atlantic to Bergen = 8,935; Atlantic to Middlesex = 4,070.

CIVIL BACKLOG SUMMARY BY CASETYPE

JUNE 2016

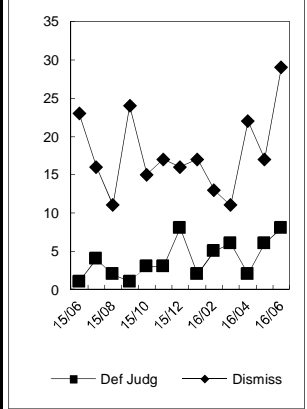
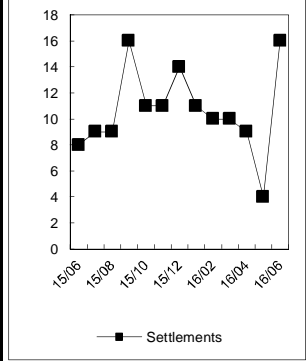
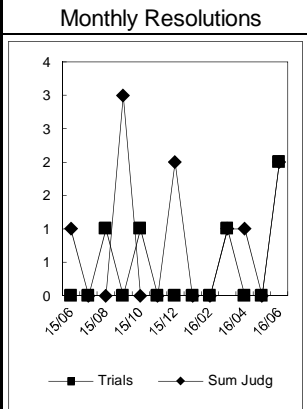
WARREN

	Cases in Backlog															
	Track 1					Track 2				Track 3			Track 4			Total Backlog
	12 to 18 months	18 to 24 months	24 to 36 months	over 36 months	Total Track 1	18 to 24 months	24 to 36 months	over 36 months	Total Track 2	24 to 36 months	over 36 months	Total Track 3	24 to 36 months	over 36 months	Total Track 4	
Act on Neg Inst	0	0	0	0	0	0	0	0	0	0	0	0	0	0	0	0
Asbestos	0	0	0	0	0	0	0	0	0	0	0	0	0	0	0	0
Assault & Bat	0	0	0	0	0	0	0	0	0	0	1	1	0	0	0	1
Auto - Pers Inj	0	0	0	0	0	6	5	1	12	0	0	0	0	0	0	12
Auto - Property	0	0	0	0	0	0	0	0	0	0	0	0	0	0	0	0
Book Account	0	1	0	0	1	0	0	0	0	0	0	0	0	0	0	1
Civil Rights	0	0	0	0	0	0	0	0	0	0	0	0	0	0	0	0
Complex Comme	0	0	0	0	0	0	0	0	0	0	0	0	2	0	2	2
Condemnation	0	0	0	0	0	0	0	0	0	0	0	0	0	0	0	0
Construction	0	0	0	0	0	0	0	0	0	0	0	0	0	0	0	0
Contract/Comme	0	0	0	0	0	1	1	1	3	0	0	0	0	0	0	3
Employment	0	0	0	0	0	0	0	0	0	0	0	0	0	0	0	0
Lieu of P. Writ	0	0	0	0	0	0	0	0	0	0	0	0	0	0	0	0
Medical Malprac	0	0	0	0	0	0	0	0	0	5	1	6	0	0	0	6
Name Change	0	0	0	0	0	0	0	0	0	0	0	0	0	0	0	0
Other Insurance	0	0	0	0	0	0	0	0	0	0	0	0	0	0	0	0
Other MCL	0	0	0	0	0	0	0	0	0	0	0	0	0	0	0	0
Other Track 1	0	0	0	0	0	0	0	0	0	0	0	0	0	0	0	0
Other Track 3	0	0	0	0	0	0	0	0	0	0	0	0	0	0	0	0
Other Track 4	0	0	0	0	0	0	0	0	0	0	0	0	0	0	0	0
Personal Injury	0	0	0	0	0	7	5	2	14	0	0	0	0	0	0	14
Prod Liability	0	0	0	0	0	0	0	0	0	0	0	0	0	0	0	0
Prof Malpractic	0	0	0	0	0	0	0	0	0	0	0	0	0	0	0	0
PIP Coverage	0	0	0	0	0	0	0	0	0	0	0	0	0	0	0	0
Real Property	0	0	0	0	0	0	0	0	0	0	0	0	0	0	0	0
Tort Other	0	0	0	0	0	0	0	0	0	0	0	0	0	0	0	0
Toxic Tort	0	0	0	0	0	0	0	0	0	0	0	0	0	0	0	0
UM/UIIM Bod Inj	0	0	0	0	0	0	0	0	0	0	0	0	0	0	0	0
Total	0	1	0	0	1	14	11	4	29	5	2	7	2	0	2	39

NOTE: Some Multicounty Litigation (MCL) cases were transferred in November 2014: Atlantic to Bergen = 8,935; Atlantic to Middlesex = 4,070.

**CIVIL RESOLUTION SUMMARY BY CASETYPE
JULY 2015 - JUNE 2016
WARREN**

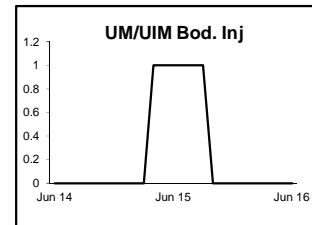
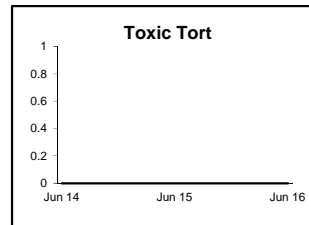
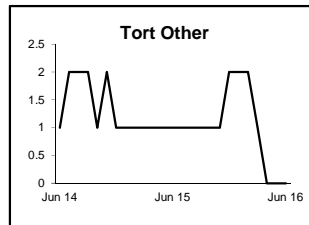
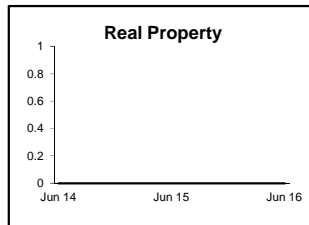
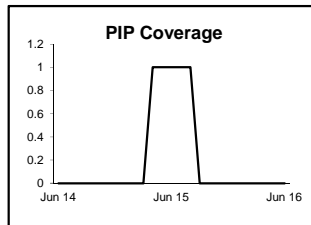
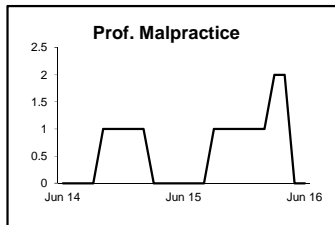
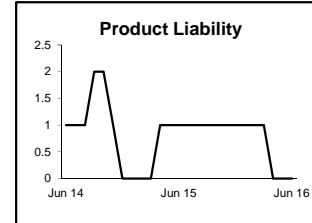
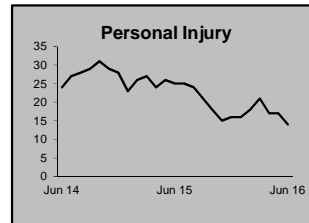
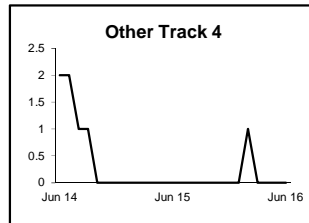
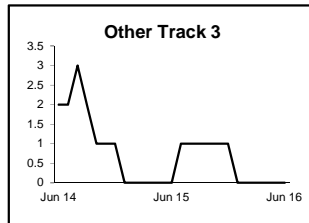
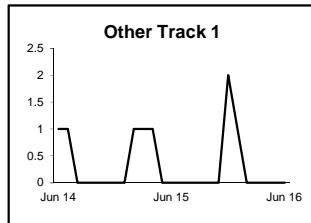
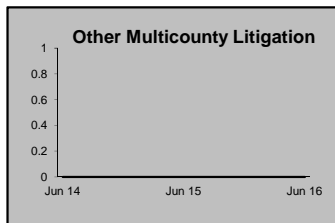
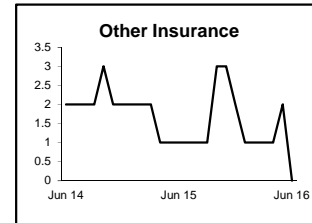

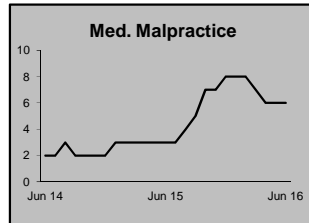
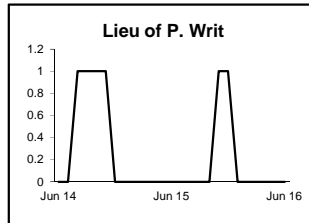
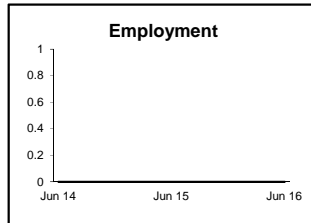
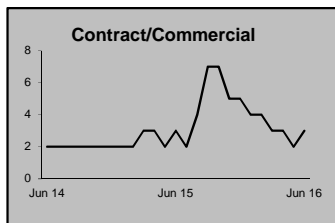
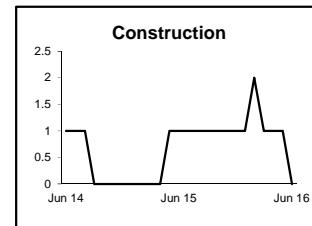
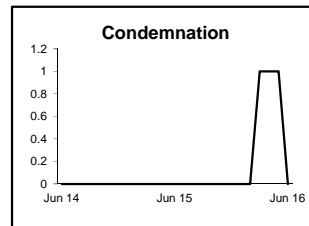
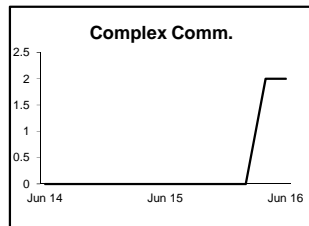
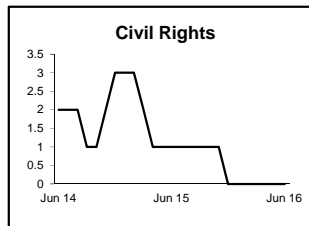
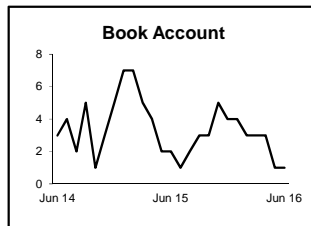
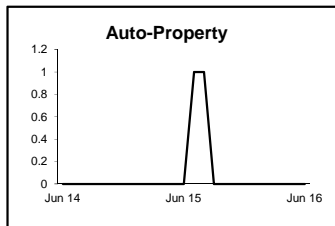
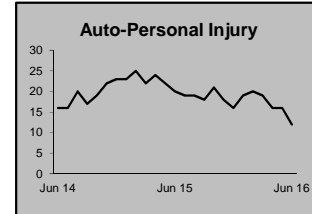
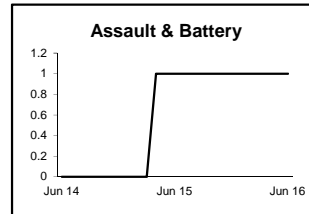
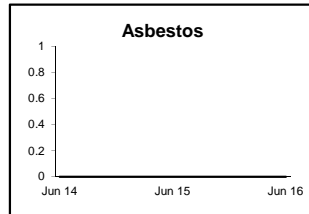
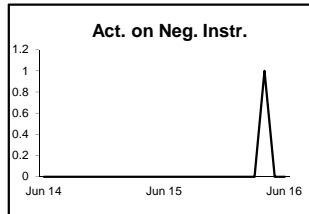
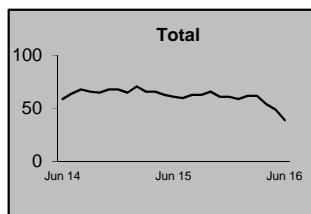
	Trial			Summary					Total	Percent resolved by						Monthly Resolutions
	Jury	Nonjury	Total	Judgment	Settlement	Default Judgment	Dismiss	Other		Trial	Sum Jud	Settle	Default J	Dismiss	Other	
Act on Neg Inst	0	0	0	0	1	2	1	0	4	0%	0%	25%	50%	25%	0%	
Asbestos	0	0	0	0	0	0	0	0	0	0%	0%	0%	0%	0%	0%	
Assault & Bat	0	0	0	0	0	0	0	0	0	0%	0%	0%	0%	0%	0%	
Auto - Pers Inj	1	0	1	0	29	0	35	5	70	1%	0%	41%	0%	50%	7%	
Auto - Property	0	0	0	0	1	0	6	0	7	0%	0%	14%	0%	86%	0%	
Book Account	0	0	0	1	24	24	51	1	101	0%	1%	24%	24%	50%	1%	
Civil Rights	0	0	0	1	1	0	4	0	6	0%	17%	17%	0%	67%	0%	
Complex Commer	0	0	0	0	0	0	1	0	1	0%	0%	0%	0%	100%	0%	
Condemnation	0	0	0	0	0	0	1	0	1	0%	0%	0%	0%	100%	0%	
Construction	0	0	0	0	1	1	3	1	6	0%	0%	17%	17%	50%	17%	
Contract/Commer	0	1	1	2	17	14	25	2	61	2%	3%	28%	23%	41%	3%	
Employment	0	0	0	0	0	0	1	1	2	0%	0%	0%	0%	50%	50%	
Lieu of P. Writ	0	1	1	0	0	0	3	0	4	25%	0%	0%	0%	75%	0%	
Medical Malprac	0	0	0	0	5	0	3	0	8	0%	0%	63%	0%	38%	0%	
Name Change	0	0	0	0	0	0	3	18	21	0%	0%	0%	0%	14%	86%	
Other Insurance	0	0	0	0	1	2	6	1	10	0%	0%	10%	20%	60%	10%	
Other MCL	0	0	0	0	0	0	0	0	0	0%	0%	0%	0%	0%	0%	
Other Track 1	0	0	0	2	8	3	8	16	37	0%	5%	22%	8%	22%	43%	
Other Track 3	0	0	0	0	4	0	5	2	11	0%	0%	36%	0%	45%	18%	
Other Track 4	0	0	0	0	2	0	0	0	2	0%	0%	100%	0%	0%	0%	
Personal Injury	1	0	1	2	29	0	33	4	69	1%	3%	42%	0%	48%	6%	
Prod Liability	0	0	0	0	1	0	1	0	2	0%	0%	50%	0%	50%	0%	
Prof Malpractic	0	0	0	0	0	1	5	0	6	0%	0%	0%	17%	83%	0%	
PIP Coverage	0	0	0	0	2	0	0	0	2	0%	0%	100%	0%	0%	0%	
Real Property	0	0	0	0	1	1	5	0	7	0%	0%	14%	14%	71%	0%	
Tort Other	0	1	1	1	3	2	5	1	13	8%	8%	23%	15%	38%	8%	
Toxic Tort	0	0	0	0	0	0	1	0	1	0%	0%	0%	0%	100%	0%	
UM/UIB Bod Inj	0	0	0	0	0	0	2	0	2	0%	0%	0%	0%	100%	0%	
Total	2	3	5	9	130	50	208	52	454	1%	2%	29%	11%	46%	11%	



NOTE: Some Multicounty Litigation (MCL) cases were transferred in November 2014: Atlantic to Bergen = 8,935; Atlantic to Middlesex = 4,070.

CIVIL BACKLOG BY CASETYPE JUNE 2016 WARREN

	Total Backlog	% chg
Jun 14	59	
Jun 15	61	3%
Jun 16	39	-36%



1) Casetypes with the state's largest backlogs are highlighted.

2) Some Multicounty Litigation (MCL) cases were transferred in November 2014: Atlantic to Bergen = 8,935; Atlantic to Middlesex = 4,070.

CIVIL CASELOAD SUMMARY BY CASETYPE
JULY 2015 - JUNE 2016
STATE

	Filings			Resolutions			Clearance		Backlog			Backlog Percent		Backlog Per 100 Monthly Filings		Active Pending		
	Jul 2014 to Jun 2015	Jul 2015 to Jun 2016	percent change	Jul 2014 to Jun 2015	Jul 2015 to Jun 2016	percent change	Jul 2015 - Jun 2016		Jun 2015	Jun 2016	percent change	Jun 2015	Jun 2016	Jun 2015	Jun 2016	Jun 2015	Jun 2016	percent change
	number	percent																
Act on Neg Inst	363	344	-5%	398	345	-13%	1	100%	15	15	0%	7%	8%	50	52	207	197	-5%
Asbestos	85	120	41%	118	88	-25%	-32	73%	144	213	48%	41%	56%	2,033	2,130	347	378	9%
Assault & Bat	175	177	1%	228	209	-8%	32	118%	53	52	-2%	18%	19%	363	353	293	274	-6%
Auto - Pers Inj	25,063	24,882	-1%	26,189	25,405	-3%	523	102%	4,930	4,720	-4%	16%	16%	236	228	30,197	29,785	-1%
Auto - Property	950	890	-6%	969	933	-4%	43	105%	45	43	-4%	7%	7%	57	58	649	615	-5%
Book Account	10,773	8,932	-17%	11,089	9,916	-11%	984	111%	279	246	-12%	5%	5%	31	33	5,691	4,583	-19%
Civil Rights	381	395	4%	376	389	3%	-6	98%	56	54	-4%	16%	14%	176	164	345	374	8%
Complex Comme	205	227	11%	275	262	-5%	35	115%	95	103	8%	30%	28%	556	544	317	373	18%
Condemnation	156	251	61%	192	155	-19%	-96	62%	24	12	-50%	19%	5%	185	57	125	221	77%
Construction	606	615	1%	526	597	13%	-18	97%	86	110	28%	14%	18%	170	215	622	627	1%
Contract/Comme	9,650	8,118	-16%	10,529	9,350	-11%	1232	115%	572	489	-15%	8%	8%	71	72	6,908	5,821	-16%
Employment	338	327	-3%	400	336	-16%	9	103%	42	30	-29%	15%	12%	149	110	272	251	-8%
Lieu of P. Writ	517	549	6%	529	534	1%	-15	97%	52	44	-15%	12%	10%	121	96	421	435	3%
Medical Malprac	1,050	1,094	4%	1,177	1,168	-1%	74	107%	569	540	-5%	28%	27%	650	592	2,059	2,014	-2%
Name Change	2,970	2,901	-2%	3,009	2,875	-4%	-26	99%	0	0	0%	0%	0%	0	0	397	432	9%
Other Insurance	1,389	921	-34%	1,327	1,002	-24%	81	109%	140	150	7%	17%	23%	121	195	841	651	-23%
Other MCL	18,429	2,109	-89%	18,064	4,283	-76%	2174	203%	13,262	16,031	21%	55%	72%	864	9,121	24,201	22,133	-9%
Other Track 1	5,498	4,900	-11%	5,365	4,700	-12%	-200	96%	207	189	-9%	9%	8%	45	46	2,308	2,320	1%
Other Track 3	1,839	1,813	-1%	1,909	1,815	-5%	2	100%	222	197	-11%	11%	9%	145	130	2,104	2,132	1%
Other Track 4	351	628	79%	373	409	10%	-219	65%	181	181	0%	30%	21%	619	346	594	866	46%
Personal Injury	11,762	12,609	7%	11,405	11,575	1%	-1034	92%	2,384	2,436	2%	16%	16%	243	232	14,686	15,682	7%
Prod Liability	553	363	-34%	451	448	-1%	85	123%	116	132	14%	15%	21%	252	436	765	617	-19%
Prof Malpractic	630	591	-6%	770	751	-2%	160	127%	203	193	-5%	20%	19%	387	392	1,022	993	-3%
PIP Coverage	403	327	-19%	416	361	-13%	34	110%	24	19	-21%	12%	13%	71	70	196	150	-23%
Real Property	476	445	-7%	443	436	-2%	-9	98%	39	45	15%	13%	16%	98	121	297	279	-6%
Tort Other	1,796	1,899	6%	1,864	1,873	0%	-26	99%	220	205	-7%	13%	12%	147	130	1,691	1,687	0%
Toxic Tort	39	36	-8%	45	43	-4%	7	119%	17	16	-6%	25%	26%	523	533	67	62	-7%
UM/UIIM Bod Inj	1,287	1,549	20%	1,158	1,318	14%	-231	85%	196	208	6%	13%	11%	183	161	1,509	1,809	20%
Total	97,734	78,012	-20%	99,594	81,576	-18%	3564	105%	24,173	26,673	10%	24%	28%	297	410	99,131	95,761	-3%

NOTE: Some Multicounty Litigation (MCL) cases were transferred in November 2014: Atlantic to Bergen = 8,935; Atlantic to Middlesex = 4,070.

CIVIL BACKLOG SUMMARY BY CASETYPE

JUNE 2016

STATE

	Cases in Backlog															
	Track 1					Track 2				Track 3			Track 4			Total Backlog
	12 to 18 months	18 to 24 months	24 to 36 months	over 36 months	Total Track 1	18 to 24 months	24 to 36 months	over 36 months	Total Track 2	24 to 36 months	over 36 months	Total Track 3	24 to 36 months	over 36 months	Total Track 4	
Act on Neg Inst	12	1	1	1	15	0	0	0	0	0	0	0	0	0	0	15
Asbestos	0	0	0	0	0	0	0	0	0	0	0	0	120	93	213	213
Assault & Bat	0	0	0	0	0	0	0	0	0	45	7	52	0	0	0	52
Auto - Pers Inj	0	0	0	0	0	3,140	1,400	179	4,719	0	0	0	0	1	1	4,720
Auto - Property	0	0	0	0	0	24	17	2	43	0	0	0	0	0	0	43
Book Account	189	41	11	5	246	0	0	0	0	0	0	0	0	0	0	246
Civil Rights	0	0	0	0	0	0	0	0	0	32	22	54	0	0	0	54
Complex Comme	0	0	0	0	0	5	1	0	6	1	0	1	56	40	96	103
Condemnation	0	0	0	0	0	0	0	0	0	10	2	12	0	0	0	12
Construction	0	0	0	0	0	58	39	11	108	0	0	0	0	2	2	110
Contract/Comme	0	1	1	0	2	283	159	40	482	1	2	3	1	1	2	489
Employment	0	0	0	0	0	17	7	5	29	1	0	1	0	0	0	30
Lieu of P. Writ	0	0	0	0	0	0	0	0	0	0	0	0	22	22	44	44
Medical Malprac	0	0	0	0	0	0	1	0	1	358	181	539	0	0	0	540
Name Change	0	0	0	0	0	0	0	0	0	0	0	0	0	0	0	0
Other Insurance	72	39	23	13	147	0	0	0	0	0	0	0	2	1	3	150
Other MCL	0	0	0	0	0	0	0	0	0	0	0	0	4,389	11,642	16,031	16,031
Other Track 1	128	32	14	11	185	3	1	0	4	0	0	0	0	0	0	189
Other Track 3	0	0	0	0	0	0	0	0	0	142	55	197	0	0	0	197
Other Track 4	0	1	0	0	1	0	0	0	0	0	0	0	80	100	180	181
Personal Injury	0	0	0	0	0	1,614	710	107	2,431	3	1	4	1	0	1	2,436
Prod Liability	0	0	0	0	0	1	0	0	1	81	50	131	0	0	0	132
Prof Malpractic	0	0	0	0	0	0	0	0	0	142	50	192	1	0	1	193
PIP Coverage	11	2	3	3	19	0	0	0	0	0	0	0	0	0	0	19
Real Property	21	13	9	2	45	0	0	0	0	0	0	0	0	0	0	45
Tort Other	0	0	0	0	0	113	67	22	202	0	0	0	0	3	3	205
Toxic Tort	0	0	0	0	0	0	0	0	0	9	7	16	0	0	0	16
UM/UIM Bod Inj	1	0	0	0	1	162	44	1	207	0	0	0	0	0	0	208
Total	434	130	62	35	661	5,420	2,446	367	8,233	825	377	1,202	4,672	11,905	16,577	26,673

NOTE: Some Multicounty Litigation (MCL) cases were transferred in November 2014: Atlantic to Bergen = 8,935; Atlantic to Middlesex = 4,070.

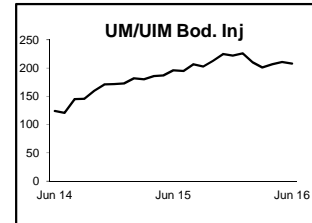
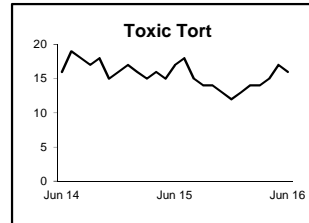
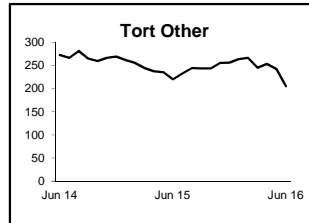
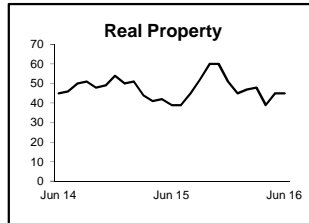
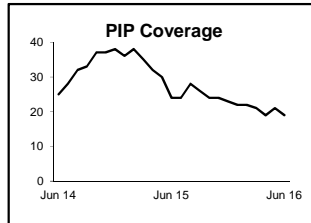
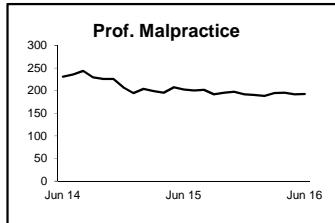
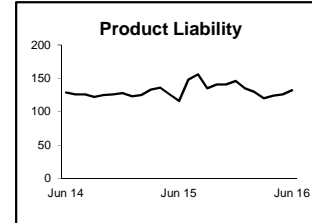
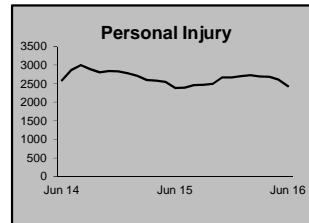
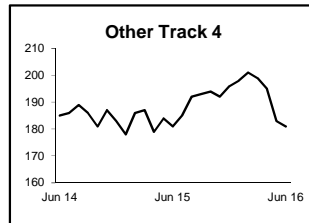
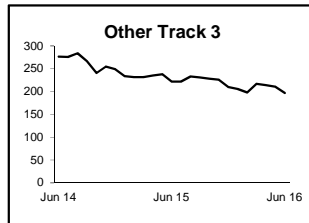
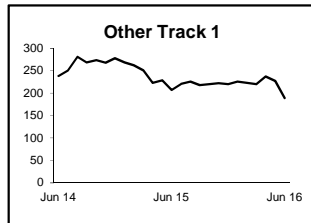
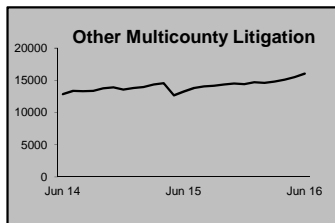
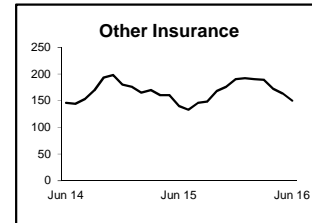
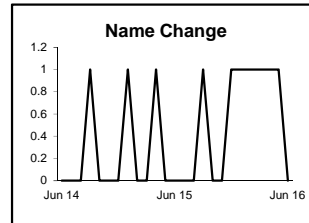
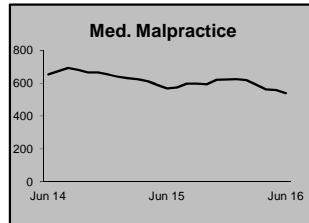
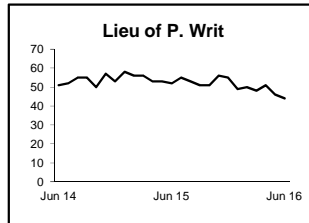
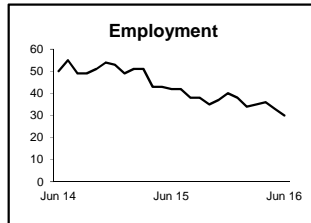
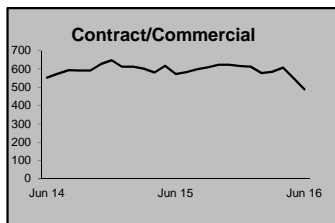
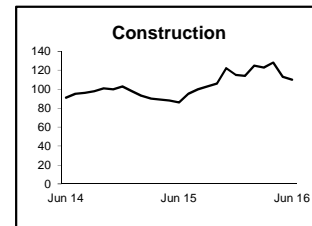
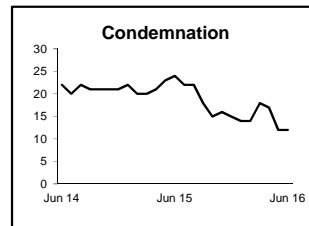
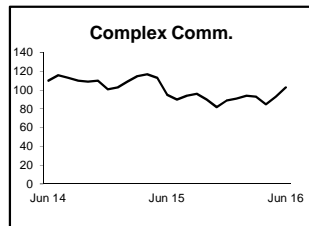
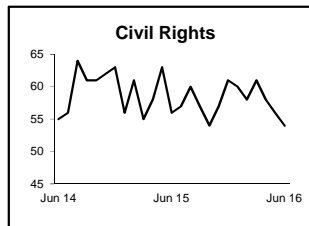
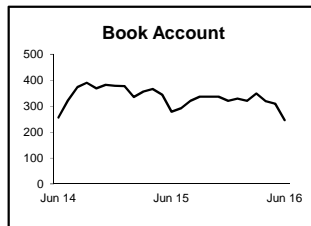
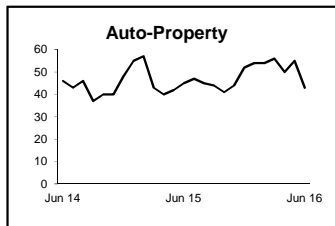
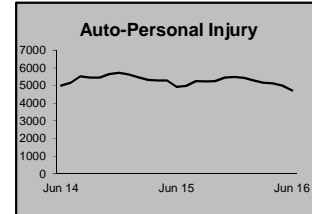
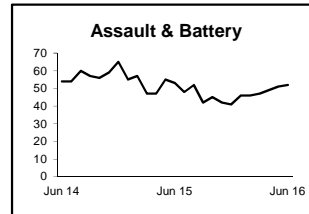
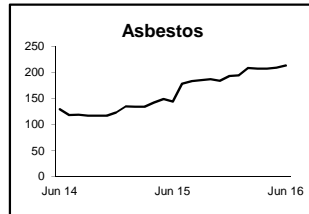
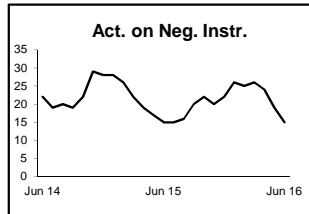
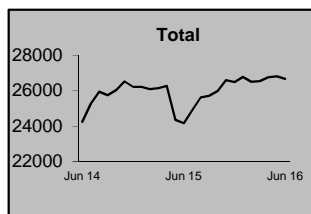
**CIVIL RESOLUTION SUMMARY BY CASETYPE
JULY 2015 - JUNE 2016
STATE**

	Trial			Summary					Total	Percent resolved by						Monthly Resolutions
	Jury	Nonjury	Total	Judgment	Settlement	Default Judgment	Dismiss	Other		Trial	Sum Jud	Settle	Default J	Dismiss	Other	
Act on Neg Inst	0	2	2	29	86	79	140	9	345	1%	8%	25%	23%	41%	3%	<p>The 'Monthly Resolutions' section contains three line charts. The first chart, 'Trials', shows a significant peak in July 2015 (around 650) followed by a sharp decline and then fluctuates between 100 and 200. The second chart, 'Settlements', shows a steady increase from around 2,000 in mid-2015 to over 3,500 by June 2016. The third chart, 'Def Judg' and 'Dismiss', shows values generally between 250 and 400, with a notable peak in late 2015.</p>
Asbestos	1	0	1	1	73	0	6	7	88	1%	1%	83%	0%	7%	8%	
Assault & Bat	4	3	7	4	101	10	77	10	209	3%	2%	48%	5%	37%	5%	
Auto - Pers Inj	525	26	551	226	13,015	171	10,495	947	25,405	2%	1%	51%	1%	41%	4%	
Auto - Property	4	2	6	15	255	233	396	28	933	1%	2%	27%	25%	42%	3%	
Book Account	3	27	30	296	1,970	2,913	4,607	100	9,916	0%	3%	20%	29%	46%	1%	
Civil Rights	5	0	5	17	75	0	208	84	389	1%	4%	19%	0%	53%	22%	
Complex Commer	2	4	6	9	91	10	99	47	262	2%	3%	35%	4%	38%	18%	
Condemnation	5	1	6	3	41	0	43	62	155	4%	2%	26%	0%	28%	40%	
Construction	4	5	9	13	217	65	253	40	597	2%	2%	36%	11%	42%	7%	
Contract/Commer	24	99	123	316	2,556	1,683	4,371	301	9,350	1%	3%	27%	18%	47%	3%	
Employment	4	6	10	13	103	12	151	47	336	3%	4%	31%	4%	45%	14%	
Lieu of P. Writ	2	73	75	14	98	1	285	61	534	14%	3%	18%	0%	53%	11%	
Medical Malprac	75	6	81	22	536	6	479	44	1,168	7%	2%	46%	1%	41%	4%	
Name Change	0	0	0	0	0	0	583	2,292	2,875	0%	0%	0%	0%	20%	80%	
Other Insurance	5	7	12	41	325	51	466	107	1,002	1%	4%	32%	5%	47%	11%	
Other MCL	0	0	0	545	1,420	0	2,310	8	4,283	0%	13%	33%	0%	54%	0%	
Other Track 1	7	22	29	127	1,298	224	1,958	1,064	4,700	1%	3%	28%	5%	42%	23%	
Other Track 3	21	5	26	42	789	13	734	211	1,815	1%	2%	43%	1%	40%	12%	
Other Track 4	1	6	7	17	152	22	197	14	409	2%	4%	37%	5%	48%	3%	
Personal Injury	132	17	149	243	5,954	146	4,491	592	11,575	1%	2%	51%	1%	39%	5%	
Prod Liability	5	0	5	6	200	3	196	38	448	1%	1%	45%	1%	44%	8%	
Prof Malpractic	12	5	17	23	342	10	325	34	751	2%	3%	46%	1%	43%	5%	
PIP Coverage	0	1	1	6	79	9	241	25	361	0%	2%	22%	2%	67%	7%	
Real Property	2	3	5	29	118	40	211	33	436	1%	7%	27%	9%	48%	8%	
Tort Other	4	15	19	72	683	107	884	108	1,873	1%	4%	36%	6%	47%	6%	
Toxic Tort	1	0	1	2	17	4	17	2	43	2%	5%	40%	9%	40%	5%	
UM/UIB Bod Inj	37	0	37	13	670	9	546	43	1,318	3%	1%	51%	1%	41%	3%	
Total	885	335	1220	2,144	31,264	5,821	34,769	6,358	81,576	1%	3%	38%	7%	43%	8%	

NOTE: Some Multicounty Litigation (MCL) cases were transferred in November 2014: Atlantic to Bergen = 8,935; Atlantic to Middlesex = 4,070.

CIVIL BACKLOG BY CASETYPE JUNE 2016 STATE

	Total Backlog	% chg
Jun 14	24,254	
Jun 15	24,173	0%
Jun 16	26,673	10%



1) Casetypes with the state's largest backlogs are highlighted.

2) Some Multicounty Litigation (MCL) cases were transferred in November 2014: Atlantic to Bergen = 8,935; Atlantic to Middlesex = 4,070.